

2002

**Utah Hospital and
Freestanding Ambulatory
Surgery Center Utilization
and Charge Profile of
Outpatient Surgery,
Facility Detail**



2 0 0 2

**Utah Hospital and
Freestanding Ambulatory
Surgery Center Utilization
and Charge Profile of
Outpatient Surgery,
Facility Detail**

released by
Utah Health Data Committee
The Office of Health Care Statistics
Utah Department of Health

288 North 1460 West
PO Box 144004
Salt Lake City, Utah 84114-4004
Voice: (801) 538-7048
Fax: (801) 538-9916
<http://health.utah.gov/hda/>

Suggested Citation:

Utah Health Data Committee. 2002 Utah Hospital and Ambulatory Surgery Center Utilization and Charge Profile of Outpatient Surgery, Facility Detail. Salt Lake City, UT: Utah Health Data Committee, 2004.

Acknowledgments

This report was prepared by the Office of Health Care Statistics under the direction of the Utah Health Data Committee and the HDC System Technical Advisory Committee.

Utah Department of Health

Scott Williams	Executive Director
Allen K. Korhonen	Deputy Director
Richard Melton	Deputy Director
Barry Nangle	Director, Center for Health Data

Health Data Committee

Clark Hinckley	Large Business Representative (Chair)
Robert P. Huefner	Public Health Representative (Vice Chair)
Kim Bateman	Physician Representative
Ronald E. Casper	Small Business Representative
Leslie Frances	Public Health Representative
Terry Haven	Consumer Advocacy Representative
Annette Herman	HMO Representative
Scott Ideson	Third Party Payer Representative
Gail McGill	Nursing Representative
Sandra L. Peck	Consumer Advocacy Representative
Greg Poulsen	Hospital Representative
Marilyn Tang	Business Representative
Mark Towner	Public Interests Representative

Office of Health Care Statistics

Wu Xu	Director
Lori Brady*	IT Analyst I
Keely Cofrin	HMO Health Program Manager
Paul Houglund	Physician Health Report Manager
Mike Martin	Research Analyst III
Carol Masheter*	Information Analyst II
John Morgan*	Information Analyst Supervisor
Steven Pickard	IT Programmer Analyst II
Janet Scarlet	Executive Secretary
Rachele Simmering	Research Assistant II
Norman Thurston	Research Consultant

System Technical Advisory Committee for this report

Jim Allred, Intermountain Health Care
Randy Baker, Health Care Financing
Jay T. Lighthall, HealthSouth Surgical Center
Michelle McComber, Utah Hospital Assoc.
John McFarland, MountainStar HealthCare

*This report was developed by Carol Masheter and John Morgan, and formatted by Lori Brady.

Information from this report, and other Utah HDC reports and databases can be accessed through the Office of Health Care Statistics website: <http://health.utah.gov/hda/>

We appreciate your feedback. Please return your comments to:

Utah Department of Health:

Fax: (801) 538-9916

Email: healthcarestat@utah.gov

Table of Contents

Executive Summary	i
Introduction	1
The Health Data Committee	1
The Ambulatory Surgery Database	1
Data Processing and Quality	2
Patient Confidentiality	2
About This Report	3
Organization of Report	3
Description of Tables	5
Description of Terminology	6
Limitations and Sources of Variation	7
Notes	9
Hospital and FASC Characteristics	11
Table 1. Hospital and Freestanding Ambulatory Surgery Center Characteristics	11
Utilization Profile, Statewide, 2002	14
Table 2. Number of CPT-4 and ICD-9 Procedures by Selected Ambulatory Surgery Reporting Category	14
Table 3. Most Commonly Performed CPT-4 and ICD-9 Procedures	15
Table 4. Procedure APG Category, Procedure APG	16
Table 5. Average Total Charges for Each APG Category and Procedure APG	19
Table 6. Ambulatory Surgery Patient Visits by Patient Profile	22
Four-Year Trends	24
Figure 1. Number and Percentage of Lower Gastrointestinal Endoscopies by Facility Type, 1999-2002	24
Figure 2. Number and Percentage of Cataract Procedures by Facility Type, 1999-2002	25
Figure 3. Average Facility Charge for Lower Gastrointestinal Endoscopies by Facility Type, 1999-2002	26
Figure 4. Average Facility Charge for Cataract Procedures by Facility Type, 1999-2002	27

(Continued on the next page)

Utilization Profiles by Facility, 2002, in alphabetical order by facility name online28

AMB ST1-1. Number of CPT-4 and ICD-9 Procedures by Selected Ambulatory Surgery Reporting Category
 AMB ST1-2. Most Commonly Performed CPT-4 and ICD-9- Procedures
 AMB ST1-3. Average Charge for 20 Most Commonly Reported CPT-4 and ICD-9 Procedures
 AMB ST1-4. Procedure APG Category, Procedure APG
 AMB ST1-5. Average Total Charges for Each APG Category and Procedure APG
 AMB ST1-6. Ambulatory Surgery Patient Visits by Patient Profile

Note: The above six facility-level tables are grouped by hospital and appear in the following order. For example, Allen Memorial Hospital (AMB ST1-1 through AMB ST1-6), Alta View Hospital (AMB ST1-1 through AMB ST1-6), etc.

Hospitals

111 Allen Memorial Hospital	128 San Juan Hospital*
118 Alta View Hospital	130 Sanpete Valley Hospital
136 American Fork Hospital	132 Sevier Valley Hospital
134 Ashley Valley Medical Center	124 St. Mark's Hospital
104 Bear River Valley Hospital	307 The Orthopedic Specialty Hospital
101 Beaver Valley Hospital*	144 Timpanogos Regional Hospital
103 Brigham City Community Hospital	109 Uintah Basin Medical Center*
145 Cache Valley Specialty Hospital	125 University of Utah Hospital and Clinics
106 Castleview Hospital	138 Utah Valley Regional Medical Center
113 Central Valley Medical Center	112 Valley View Medical Center
119 Cottonwood Hospital Medical Center	
108 Davis Hospital and Medical Center	
116 Delta Community Medical Center	
140 Dixie Regional Medical Center	
115 Fillmore Community Medical Center	
110 Garfield Memorial Hospital and Clinics	
129 Gunnison Valley Hospital	
139 Heber Valley Medical Center	
117 Jordan Valley Hospital	
114 Kane County Hospital*	
107 Lakeview Hospital	
121 LDS Hospital	
105 Logan Regional Hospital	
141 McKay-Dee Hospital Center	
102 Milford Valley Memorial Hospital*	
137 Mountain View Hospital	
133 Mountain West Medical Center (formerly Tooele)	
142 Ogden Regional Medical Center	
135 Orem Community Hospital	
126 Pioneer Valley Hospital	
122 Primary Children's Medical Center	
120 Salt Lake Regional Medical Center	

Freestanding Ambulatory Surgical Centers

401 Central Utah Surgical Center
415 Davis Surgical Center
418 Healthsouth Park City Surgical Center
405 Healthsouth Provo Surgical Center
407 Healthsouth Salt Lake Surgical Center
403 Intermountain Surgical Center
412 Madsen (formerly Wasatch) Surgery Center
404 McKay-Dee Surgical Center
416 Moran Eye Center
414 Mount Ogden Surgical Center
419 Northern Utah Endoscopy Center
420 Ridgeline Endoscopy Center
406 Salt Lake Endoscopy Center
417 South Towne Surgery Center
408 St. George Surgical Center+
409 St. Mark's Outpatient Surgical Center
410 SurgiCare Center of Utah
411 Wasatch Endoscopy Center
421 Zion Eye Institute

*Facilities that do not report CPT-4 procedure codes are not included in AMB ST 1-4 and AMB ST 1-5 because APG classifications cannot be calculated for these facilities.

†Facilities that reported some but not all CPT-4 procedure codes may be included in AMB ST 1-4 and AMB ST 1-5, but their APG classifications may be under reported.

2002 Utah Hospital and Freestanding Ambulatory Surgery Center Utilization and Charge Profile of Outpatient Surgery

Executive Summary

The 2002 Utah ambulatory surgery database contains data on selected procedures from all 61 ambulatory surgery facilities, which includes 42 acute care hospital based surgery centers and 19 freestanding ambulatory surgery centers. The annual Utah Hospital and Ambulatory Surgery Center Utilization and Charges Profile is a compilation of statewide and facility specific summary statistics for selected ambulatory surgical procedures occurring between January 1, 2002 and December 31, 2002. This profile was designed to meet the needs of the health industry and policy makers to assess the volumes, average charge, most frequently performed procedures, and other variations among the performances of hospitals and ambulatory surgical centers in Utah. Throughout this report, “all facilities” refers to all ambulatory surgery facilities, “hospitals” refers to the acute care hospital based surgery centers and “FASCs” refers to freestanding ambulatory surgery centers.

Highlights

- There were 258,709 patient visits and 344,210 ambulatory ICD-9 procedures for all facilities reported in 2002. Approximately 71% of surgical outpatient visits and 87% of ambulatory procedures occurred in hospitals. FASCs accounted for the remaining 29% of patient visits and 13% of ICD-9 procedures.
- The statewide total charge reported for all reported ambulatory procedures for all facilities is \$622,610,195 in 2002. The average charge for all reported ambulatory procedures was \$2,407 with the average hospital and FASCs charges being \$2,671 and \$1,775 respectively. The total charge is not the actual payment or reimbursement.
- The most commonly reported procedure APG (Ambulatory Patient Groups) for all facilities was Lower Gastrointestinal Endoscopy (APG 117, N=42,406). For hospitals it was also Lower Gastrointestinal Endoscopy (APG 117, N=27,082), followed by Arthroscopy (APG 025, N=17,119). For FASCs the most commonly reported procedures were Lower Gastrointestinal Endoscopy (APG 117, N=15,324) followed by Cataract Procedures (APG 214, N=10,463).
- In general, hospitals performed substantially more procedures than FASCs, with a few exceptions (APG 112 Esophageal Dilation Without Endoscopy and APG 11 Eye and Ocular Adnexa.) Variation in number of procedures across APGs was considerable. Hospitals and FASCs performed comparable volumes of procedures on APG Nervous System procedures (APG 10, 14,776 and 9,932 respectively) and APG Eye and Ocular Adnexa procedures (APG 11, 10,576 and 16,937 respectively). In contrast, hospitals reported nearly 28 times as many Cardiovascular System procedures as FASCs reported (APG 04, 23,208 and 836 respectively).

-
- The highest average charge was Cochlear Device Implantation (APG 231, \$54,853 for hospitals, FASCs did not report this procedure). Second highest was Pacemaker Insertion and Replacement (APG 078, \$22,791 for hospitals. FASCs did not report this procedure). Third was Neurostimulator and Ventricular Shunt (APG 197, \$21,111 for hospitals and \$1,609 for FASCs). Fourth was Insertion of Penile Prosthesis (APG-152, \$10,127 for hospitals, FASCs did not report this procedure). The average charges of Eye and Ocular Andexa (APG 11) procedures were comparable for hospitals and FASCs, \$2,298 and \$2,036 respectively. Only records with a single APG are included in the calculation of average total charges.
 - During the past four years (1999 through 2002), the number of Lower Gastrointestinal Endoscopies (APG 117) performed at FASCs has tripled (from 4,924 to 15,324 procedures per year). At hospitals the number has nearly doubled (from 14,567 to 27,082 procedures per year). The annual percentage of these procedures performed at hospitals is higher than at FASCs, but the annual percentage at FASCs is increasing (from 25% to 36%, see Figure 1). During the same four years, the number of Cataract Procedures (APG 214) performed at FASCs shows a sharper increase than at hospitals (6,177 to 10,463 and 4,270 to 4,643 respectively.) The annual percentage of Cataract Procedures performed at FASCs has risen (from 59% to 69%), with a complementary drop in the annual percentage at hospitals (from 41% to 31%, see Figure 2).
 - During the past four years, the average charge for Lower Gastrointestinal Endoscopies (APG 117) performed at hospitals shows a steady increase (\$691 to \$860). The average facility charge for the same procedure performed at FASCs is lower than at hospitals, but it shows a less clear trend (\$652, \$647, \$497 and \$811, from 1999 through 2002, see Figure 3). The average charge for Cataract Procedures (APG 214) at hospitals has increased by 14% during the same four years, whereas the average charge at FASCs has varied annually by as much as 10% but has not increased overall. The average charges are based on single-procedure discharges only (40% of ICD-9-CM procedures and 55% of CPT4 procedures) and may not apply to multiple-procedure discharges.

Introduction

The Utah Hospital and Freestanding Ambulatory Surgery Center Utilization and Charge Profile of Outpatient Surgery standard report (AMBST-1) is an annual report from the ambulatory surgery data released by the Utah Health Data Committee. The AMBST-1 report will serve as a basis for verification of the reported data and for development of smaller, consumer oriented reports. In addition, the ambulatory surgery data will be used in the evaluation and monitoring of ambulatory surgery facility utilization trends.

The Health Data Committee

The Utah Health Data Committee is composed of 13 governor-appointed members. The committee was created through the Utah Health Data Authority Act of 1990 and is staffed by the Office of Health Care Statistics (OHCS), which manages the Utah ambulatory surgery database.

The committee's purpose, per Chapter 33a, Title 26a, Utah Code Annotated, is *"to direct a statewide effort to collect, analyze and distribute health care data to facilitate the promotion and accessibility of quality and cost-effective health care and also to facilitate interaction among those with concern for health care issues."*

The Ambulatory Surgery Database

Administrative Rule R428-11, which became effective in March of 1998, mandated that all Utah licensed hospital based surgery centers (referred to as "hospitals" in this report) and freestanding ambulatory surgery centers ("FASCs") report information on selected ambulatory surgical procedures. However, voluntary reporting started on January 1, 1996.

The database contains consolidated information on complete billing, medical diagnosis and procedure codes, personal characteristics describing a patient, the services received, and the charges billed for each visit for a selected subset of ambulatory surgical procedures. All reported procedure codes required by Administrative Rule R428-11 are listed below.

Types of Surgical Service to be Submitted if Performed in Operating Room Equipped For Anesthesia

<u>Description</u>	<u>CPT- 4 Codes</u>	<u>ICD-9-CM Procedure Codes</u>
Mastectomy	19120-19220	850-8599
Musculoskeletal	20000-29909	760-8499
Respiratory	30000-32999	300-3499
Cardiovascular	33010-37799	350-3999
Lymphatic/Hematic	38100-38999	400-4199
Diaphragm	39501-39599	<i>ICD9 Codes in Respiratory</i>
Digestive System	40490-49999	420-5499
Urinary	50010-53899	550-5999

<u>Description</u>	<u>CPT- 4 Codes</u>	<u>ICD-9-CM Procedure Codes</u>
Male Genital	54000-55899	600-6499
Female Genital	56405-58999	650-7199
Endocrine/Nervous	60000-64999	010-0799
Eye	65091-68899	080-1699
Ear	69000-69979	180-2099
Nose, Mouth, Pharynx	<i>CPT Codes in Musculoskeletal & Respiratory</i>	210-2999
Heart Catheterization	93501-93660	<i>ICD9 Codes in Cardiovascular</i>

These selected procedures are significant surgical procedures. A significant procedure is a procedure which is normally scheduled, constitutes the reason for the patient visit and dominates the time and resources expended during the visit. R428-11 does not require ambulatory surgery facilities to report ancillary procedures. The database does contain nonsignificant procedures but only as entries for a visit that includes multiple procedures, at least one of which must be a significant procedure. Visits during which no significant procedure was performed are not reported by hospitals or FASCs and thus are not included in the database.

The Office of Health Care Statistics has collected information from 61 Utah ambulatory surgery facilities in 2002. Of these 61 facilities, 42 are acute care hospitals, while the remaining 19 are FASCs.

Data Processing and Quality

Data Submission

The Utah Ambulatory Surgical Submittal Manual provides data element definitions to encourage all hospitals and FASCs to report the data in a standard format. The Office of Health Care Statistics receives ambulatory surgery data quarterly from these facilities in various formats and media. The data are then converted into a standard format.

System Edits

The data are validated through a process of automated editing and report verification. Each record is subjected to a series of edits that check for accuracy, consistency, completeness, and conformity with definitions specified in the data submittal manual. The data supplier is notified of records failing the edit check and is provided with corrections or comment on these records.

Facility Reviews

Each facility is provided with a 35 day review period to validate the compiled data against the facility records. Any inconsistencies discovered by the facilities are reevaluated or corrected.

Patient Confidentiality

It is important to the committee that no individual patient is identifiable from the Ambulatory Surgery Public-Use Data Files. Public disclosure of individual ambulatory surgery data is to be carefully guarded by the use of calculated or aggregate values. To this end, patient age and payers are grouped, Utah residential zip codes with less than 30 visits in a calendar year are grouped into county abbreviations, and zip codes outside Utah with less than 30 visits are grouped into state abbreviations.

About This Report

This report is designed to be a tool for analysis of health care issues, and includes a wide range of data for applications by many user groups. Consumers, employers, payers, policy makers and providers may begin to use this type of data to facilitate health care decisions.

Organization of Report

This report provides summary information and comparisons at the statewide level and at the facility level for ICD-9-CM (International Classification of Diseases, 9th Revision, Clinical Modification), CPT-4 (Current Procedural Terminology, 4th edition) and APG (Ambulatory Patient Groups) codes and demographic data. Several sections of the report have separate breakdowns for each of the two basic types of facilities: acute care hospital outpatient surgery centers (hospitals) and freestanding ambulatory surgery center (FASCs). The tables in this report are primarily procedure based, with the exception of the demographic tables, which are based on visits.

CPT-4 and ICD-9-CM Codes

In general, hospitals and FASCs use different coding systems. Hospitals tend to use ICD-9-CM codes, while FASCs use primarily CPT-4 codes. For 2001, 61 facilities reported ambulatory surgery data. Among these 61 facilities, 42 were hospitals and the remaining 19 were FASCs. Among the 42 hospitals, 37 reported both ICD-9 and CPT-4 codes, 5 reported only ICD-9 codes, and none reported CPT-4 codes exclusively. Among the 19 FASCs, 13 reported CPT-4 codes exclusively, 6 reported both ICD-9 and CPT-4 codes, and none reported ICD-9 codes exclusively.

The CPT-4 and ICD-9 coding systems are similar but not identical. For example, dermabrasion, which is the removal of the outer layer of the skin, can be reported with the single ICD-9 code, 86.25. In contrast, the CPT-4 coding system divides dermabrasion into the three separate CPT-4 codes, representing dermabrasion performed on the entire face (15780), a segment of the face (15781), or another part of the body (15783).

This report presents separate sets of summary statistics for ICD-9 and CPT-4 values and categories. Because the procedures are coded differently under the CPT-4 and ICD-9 systems, the total number of procedures within each of the CPT-4 or ICD-9 categories may not match (See Table 2, for example).

APGs (Ambulatory Patient Groups)

The APG patient classification system, a CPT-based grouper software product, was developed by 3M Health Information Systems. It was designed to explain the type and amount of resources used in an ambulatory visit, serving a similar function for outpatient visits as DRGs (Diagnostic Related Groups) do for inpatient care. Where DRGs use ICD-9 primary diagnoses as the initial classification variable to develop mutually exclusive DRG categories, APGs use CPT-4 procedures. For example, APG-214 is a cataract procedure, which includes CPT-4 codes 66840, 66850, 66852, 66920, 66930, 66940, 66983, 66984, 66985, and 66986¹.

As procedures are grouped into mutually exclusive APGs, procedure APGs are grouped into mutually exclusive procedure APG categories. In an analogous manner, DRGs are grouped into mutually exclusive MDCs (Major Diagnostic Categories). As stated in the *Ambulatory Patient Groups Definitions Manual, Version 2.0*, by 3M Health Information Systems, these APG categories correspond to “general bodily systems” such as the integumentary system or the respiratory system. APG version 2.0 was used for this report. The basic unit of payment in the development of the APGs is the visit, which is defined as any interaction between a patient and a health care professional.

The APG patient classification system groups thousands of CPT-4 codes into a manageable set of APG procedures

or categories. This allows the OHCS to report all ambulatory services to users in a useful way and to produce meaningful comparisons between ambulatory care facilities. However, the OHCS started using the APG software recently to analyze the ambulatory surgery data. As the APG software developer acknowledged, “the data elements used to define APGs were limited to the information routinely collected on the Medicare claim form”¹. In contrast to Medicare data, the Utah ambulatory surgery data include all ages of patients and all types of payer sources. These differences in patient population require users to be aware of the limitations of the APG software and to pay special attention when using APGs to analyze non-Medicare populations.

Number of Procedures

In the Utah ambulatory surgery database, one record is generated for each patient visit. This record can have up to six CPT-4 entries, six APG entries, and six ICD-9 entries, with at least one entry representing a significant procedure. Many records have multiple ICD-9 or CPT-4 entries representing multiple procedures. Since this report is based on procedures, not visits, the total number of procedures performed will be greater than the total number of reported ambulatory surgery visits. Also, the number of reported procedures differs, depending on the procedure code system used. For instance, in 2002, the total number of reported ambulatory surgery visits was 258,709, but the total number of reported procedures performed was 344,210 under the ICD-9 coding system and 483,409 under the CPT-4 coding system (See Table 2). Among all facilities that report ICD-9-CM codes, 60% of all visits include multiple procedures. For all facilities that report CPT-4 codes, this percentage is lower at 45%. These percentages are not listed in the report tables.

This report only contains APG values that represent significant procedures. CPT-4 and ICD-9 procedures are reported differently. Nonsignificant procedures are represented in tables that summarize ICD-9 and CPT-4 values. For example, Table 2 contains a category called “other” for both the CPT-4 and ICD-9 coding system, which consists of nonsignificant procedures in both systems. Again, any nonsignificant procedure reported in the database occurred during a visit in which at least one significant procedure was performed.

Average Total Charges

Each visit has a total charge associated with it, which represents the total charges for all services rendered. Thus, for visits in which multiple procedures are performed, it is impossible to ascertain the charge for an individual procedure performed. Because of this, average total charges are calculated using only records that have single CPT-4, ICD-9 or procedure APG entries. Fifty-five percent of all visits that include CPT-4 procedures have single CPT-4 entries and 40% of all visits that include ICD-9 procedures have single ICD-9 entries. As mentioned above, in contrast to ICD-9 values and CPT-4 values, only APG values that represent significant procedures appear in the report. If only one CPT-4 or ICD-9 procedure is reported for a visit, that procedure will be significant. In these cases, total charges for CPT-4 or ICD-9 values are calculated from significant procedures as they are for APGs.

Patient Demographics

Summary statistics are given for gender, age, source of admission, discharge status, primary payer and local health district of patient residence.

Selected Procedures

A patient visit is reported only if one or more of a selected group of procedures is performed. The procedure does not have to be the principle procedure. All significant procedures performed during a visit are treated equally in this report.

Description of Tables

Statewide Tables

This report includes one chart that summarizes characteristics of all facilities and five tables that report statewide summary information on ambulatory surgeries in 2002.

Table 1: Hospital and Freestanding Ambulatory Surgery Center (FASC) Characteristics.

Table 2: The number and percentage of procedures performed for selected ambulatory surgery reporting categories. Grouped ICD-9 and CPT-4 codes are reported separately. The number and percentage of procedures performed for all facilities, hospitals and FASCs are listed. The purpose of Table 2 is to present a statewide overview of the volume of ambulatory surgery procedures. The total number of ICD-9 procedures (344,201) does not match the total number of CPT-4 procedures (483,409). This is a result of the fact that ICD-9 and CPT-4 are different coding systems and that some hospitals report only ICD-9 codes whereas some FASCs report only CPT-4 codes. Direct comparison between the top ICD-9 panel and the bottom CPT-4 panel would not be meaningful.

Table 3: Statewide total numbers and percentages for the 20 most commonly performed procedures, ICD-9 and CPT-4 codes listed separately. A breakdown by facility type (freestanding or hospital) is included. The listed procedures are not restricted to significant procedures.

Table 4: Statewide total frequency for each procedure APG category (N=14) and procedure APG (N=111). Statewide totals for all facilities, all hospitals and all FASCs are listed. Table 4 provides a detailed and comprehensive view of the ambulatory surgery groups. The APG values are restricted to significant outpatient procedure APGs.

Table 5: Statewide average total charges for each procedure APG category and procedure APG. Statewide average total charges for all facilities, all hospitals and all FASCs are listed. Only records with a single procedure code or APG are included in the calculation for this table. One patient visit could have more than one APG if the patient has multiple procedures performed. The facilities report only the total charge for all procedures performed in a visit. Therefore, direct comparison of average total charges at the visit level may compare “apples” (only procedure performed) to “oranges” (multiple procedures performed), which will lead to biased conclusions.

Table 6: Statewide ambulatory surgery patient profile. Gender, age, source of admission, discharge status, primary payer category and patient’s local health district are listed. Statewide total numbers of patient visits and percentage distributions are included, as well as totals for freestanding and hospital based facilities. One patient visit might include a single procedure or multiple procedures. Thus, the total number of patient visits in Table 6 is smaller than the total number of procedures in Table 2.

Figure 1: Number of Lower Gastrointestinal Endoscopies by Facility Type and Year, Utah, Hospitals and FASCs, 1999—2002.

Figure 2: Number of Lower Cataract Procedures by Facility Type and Year, Utah, Hospitals and FASCs, 1999—2002.

Figure 3: Average Facility Charge for Lower Gastrointestinal Endoscopies by Facility Type and Year, Utah, Hospitals and FASCs, 1999—2002.

Figure 4: Average Facility Charge for Cataract Procedures by Facility Type and Year, Utah, Hospitals and FASCs, 1999—2002.

Facility Tables

A set of six tables is designed for each facility in a format similar to the statewide tables. Each table also provides comparative information on individual facilities and their peer group's performance. The Health Data Committee System Technical Advisory Committee proposed two peer groups: a hospital group and an FASC group.

AMB ST 1-1: The number and percentage of procedures performed for selected ambulatory surgery reporting categories for each facility. ICD-9 and CPT-4 codes are grouped separately. The number and percentage of procedures performed in the selected categories for hospitals statewide is listed along with the totals for each particular hospital. Likewise, the number and percentage of procedures performed in the selected categories for FASCs statewide is listed along with the totals for each particular FASC.

AMB ST 1-2: Facility specific total numbers and percentages for the 20 most commonly performed procedures, ICD-9 and CPT-4 listed separately. For each hospital, the statewide percentage for all hospitals combined for these procedure codes is included. A similar listing occurs for FASCs. The top 20 procedures for either coding system (ICD-9 or CPT-4) are not restricted to the significant procedures.

AMB ST 1-3: Facility specific average total charges for the 20 most frequently performed ICD-9 procedures and/or CPT-4 procedures for each facility, listed in order of descending frequency. The average total charge for each procedure for the particular facility is listed, as well as the statewide average total charge for the particular facility type. Only records with a single procedure code are included in the calculation.

AMB ST 1-4: Facility specific frequency for each procedure APG category and procedure APG. Statewide total numbers for either hospitals or FASCs are listed, depending on the type of facility in question.

AMB ST 1-5: Facility specific average total charge for each procedure APG category and procedure APG. Statewide average total charges for either hospitals or FASCs are listed, depending on the type of facility in question. Only records with a single procedure code or APG are included in the calculation.

AMB ST 1-6: Facility specific patient profile. Gender, age, source of admission, discharge status, primary payer category and patient's local health district are listed. Facility specific total numbers and percentages are included, as well as statewide totals for either freestanding or hospital based facilities, depending on the type of facility in question.

Description of Terminology

Reporting Category: Required reporting ICD-9 and CPT-4 codes defined by Administrative Rule R428-11.

All Facilities: All reporting freestanding ambulatory surgery centers (FASCs) and hospital based ambulatory surgery centers (hospitals) in this report.

All Hospitals: All reporting hospital based ambulatory surgery centers (hospitals) in this report.

All FASCs: All reporting freestanding ambulatory surgery center (FASCs) in this report.

Average Total Charge: Average statewide total charge included in the billing form for hospital group or FASC group. This is different than the cost of treatment or payment received by the facility. Total charge is the amount with a revenue code of "001" on the UB92 form.

Sources of Admission:

Physician Referral - The patient was admitted to this facility upon recommendation of his or her personal physician not affiliated with an HMO.

Clinic Referral - The patient was admitted to this facility upon recommendation of this facility's clinic physicians.

HMO Referral - The patient was admitted to this facility upon recommendation of an HMO physician.

Other Hospital - The patient was admitted to this facility as a transfer from an acute care facility where he or she was an inpatient.

Skilled Nursing Facility - The patient was admitted to this facility as a transfer from a skilled nursing facility where he or she was an inpatient.

Other Health Care Facility - The patient was admitted to this facility as a transfer from a health care facility other than an acute care or skilled nursing facility.

Emergency Department - The patient was admitted to this facility upon recommendation of this facility's emergency room physician.

Court/Law Enforcement - The patient was admitted to this facility upon the direction of a court of law, or upon the request of a law enforcement agency representative.

Local Health District of Patient Residence:

The following are multi-county districts.

Bear River - Includes Box Elder, Cache and Rich counties.

Southeastern Utah - Includes Carbon, Emery, Grand, and San Juan counties.

Central Utah - Includes Juab, Millard, Piute, Sevier, Wayne and Sanpete counties.

Southwest Utah - Includes Garfield, Iron, Kane, Washington, and Beaver counties.

Tri-County - Includes Daggett, Duchesne, Uintah counties.

Weber-Morgan - Includes Weber and Morgan counties.

Limitations and Sources of Variation

Billed Charges versus Actual Payment

This report gives the total billed charges for each visit. Although this is a useful indicator of facility performance, these totals represent the pre-contractual prices for services and procedures performed. The actual and contractual payment may differ.

APG versus CPT-4 and ICD-9

In contrast to APG summary tables, ICD-9 or CPT-4 summary tables include procedure values that are not within the required reporting range, i.e. nonsignificant. Even if CPT-4 or ICD-9 codes are restricted to significant procedure codes, the APG totals would still differ. This is due in part to the fact that not every significant procedure code is assigned a procedure APG. For instance, the CPT-4 value of 63030 (Lumbar Laminectomy-one interspace lumbar) is a significant procedure. The APG software, however, assigns an error APG value of 993 to this procedure in the outpatient setting because 63030 is classified as strictly an inpatient procedure. The APG value of 993 does not appear in the report but the CPT-4 value of 63030 does.

Peer Groups

Ambulatory surgery centers differ in the severity and complexity of cases treated. This fact can make direct comparison between two facilities or comparison of individual facilities with statewide totals difficult. Facilities with similar levels of case severity and complexity could be grouped into what are called peer groups. This kind of comparison is not done in this report. Though the distinction is made between FASCs and hospitals, there can be large differences in the severity and complexity of cases treated between two hospitals or between two FASCs.

Size, Location and Teaching Status of Facility

These three factors have an impact on the severity and complexity of procedures performed and services rendered. Larger facilities offer a more extensive array of procedures and services. These larger facilities tend to require more complex equipment as well as personnel with advanced training. Facilities located in urban areas tend to incur greater costs than their rural counterparts. Higher labor costs and a disproportionate number of elderly patients are among the factors that contribute to this difference. Medical education programs in hospitals incur higher costs due to the following: a) greater number and complexity of ancillary procedures performed, b) use of latest medical technologies, c) resident training, and d) provision of unique tertiary services such as a burn unit.

Outlier Cases

A facility's overall average charge is sometimes unduly influenced by a small number of very expensive or inexpensive procedures. An example of this would be the insertion of pacemakers (APG 078), for which the average statewide charge in 2002 was nearly \$23,000. The average charges for the facilities that performed these could be severely inflated, with the average charge not being representative of what is "typical" for the facility in question. Identification and exclusion of extremely high or low values (outliers) that have a large impact on the average is not done in this report.

Coding

Inter-facility variations may be a reflection of the differences in coding practices and quality of data. Inconsistent ICD-9 and CPT-4 procedure coding among facilities may lead to under reporting of procedures. For example, diagnostic cardiac catheterization is ICD-9 code 37.22 or 37.23, corresponding to CPT-4 codes 93501 through 93572. Utah has several hospitals that performed cardiac catheterization in 2002. However, only seven of the hospitals reported CPT-4 codes on cardiac catheterization when it was the only procedure performed. Since the 3M APG classification is a CPT-based grouper software, the APG classification in Table 4 and Table 5 includes only the cases and charges of diagnostic cardiac catheterization (APG 076) reported by these four hospitals. Obviously the total number of cardiac catheterization procedures is under reported when only the visits with a single CPT-4 procedure code are counted. Similar under reporting of this procedure occurs in the facility-level tables.

The data are reported as they were submitted to the Health Data Committee. Users of the data should be aware of the data quality issue noted here and take it into consideration when using the report. The committee will continue to work with data suppliers to improve the quality of the Utah ambulatory surgery database.

To assure the highest quality data possible, the committee implemented the following:

1. The Utah Ambulatory Surgical Submittal Manual provides data element definitions and standards to ensure all ambulatory surgery centers will report similar data.
2. Systematic edits were put into place to identify missing or invalid data fields and ambulatory surgery centers were required to correct these.
3. Each facility is provided with a 35 day review period to validate the committee's data against their hospital records.

Despite the detailed edit and evaluation process, data quality is still an issue, but it is expected to improve over time as facilities become accustomed to reporting data. At this time, data quality should be taken into account when making decisions or comparisons based on this data.

Notes

1. *Ambulatory Patient Groups Definitions Manual, Version 2.0*. Wallingford, CT: 3M Health Information Systems.



Table 1
Hospital and Freestanding Ambulatory Surgery Center (FASC) Characteristics: 2002

ID ¹	Hospital Name	Own ²	Affiliation	County	City	U/R ³	Teach ⁴	Beds	Report	Report
									CPT-4 ⁵	ICD-9 ⁶
111	Allen Memorial Hospital	G	Rural Health Management	Grand	Moab	R	N	38	Y	Y
118	Alta View Hospital	N	IHC	Salt Lake	Sandy	U	N	80	Y	Y
136	American Fork Hospital	N	IHC	Utah	American Fork	U	N	76	Y	Y
134	Ashley Valley Medical Center	I	LifePoint Hospitals	Uintah	Vernal	R	N	39	Y	Y
104	Bear River Valley Hospital	N	IHC	Box Elder	Tremonton	R	N	14	Y	Y
101	Beaver Valley Hospital	G	Freestanding	Beaver	Beaver	R	N	36	N	Y
103	Brigham City Community Hospital	I	MountainStar Healthcare	Box Elder	Brigham City	R	N	49	Y	Y
145	Cache Valley Specialty Hospital	I	National Surgical Hospital	Cache	North Logan	R	N	22	Y	Y
106	Castleview Hospital	I	LifePoint Hospitals	Carbon	Price	R	N	84	Y	Y
113	Central Valley Medical Center	N	Rural Health Management	Juab	Nephi	R	N	19	Y	Y
119	Cottonwood Hospital Medical Center	N	IHC	Salt Lake	Murray	U	N	213	Y	Y
108	Davis Hospital and Medical Center	I	IASIS Health Care	Davis	Layton	U	N	126	Y	Y
116	Delta Community Medical Center	N	IHC	Millard	Delta	R	N	20	Y	Y
140	Dixie Regional Medical Center	N	IHC	Washington	St. George	R	N	137	Y	Y
115	Fillmore Community Medical Center	N	IHC	Millard	Fillmore	R	N	20	Y	Y
110	Garfield Memorial Hospital and Clinics	N	IHC	Garfield	Panguitch	R	N	44	Y	Y
129	Gunnison Valley Hospital	G	Rural Health Management	Sanpete	Gunnison	R	N	26	Y	Y
139	Heber Valley Medical Center	N	IHC	Wasatch	Heber	R	N	19	Y	Y
117	Jordan Valley Hospital	I	IASIS Health Care	Salt Lake	West Jordan	U	N	50	Y	Y
114	Kane County Hospital	G	Freestanding	Kane	Kanab	R	N	38	N	Y
107	Lakeview Hospital	I	MountainStar Healthcare	Davis	Bountiful	U	N	128	Y	Y
121	LDS Hospital	N	IHC	Salt Lake	Salt Lake City	U	Y	520	Y	Y

¹Facility ID Number

²Owner Category: G=Government, I=Investor-Owned, N=Not for Profit

³Urban or Rural location of facility

⁴Teaching facility (Yes/No)

⁵Facility reports CPT-4 Codes

⁶Facility reports ICD-9-CM Codes

Table 1 (continued)
Hospital and Freestanding Ambulatory Surgery Center (FASC) Characteristics: 2002

ID¹	Hospital Name	Own²	Affiliation	County	City	U/R³	Teach⁴	Beds	Report CPT-4⁵	Report ICD-9⁶
105	Logan Regional Hospital	N	IHC	Cache	Logan	R	N	147	Y	Y
141	McKay-Dee Hospital Center	N	IHC	Weber	Ogden	U	Y	269	Y	Y
102	Milford Valley Memorial Hospital	G	Rural Health Management	Beaver	Milford	R	N	34	N	Y
137	Mountain View Hospital	I	MountainStar Healthcare	Utah	Payson	U	N	116	Y	Y
133	Mountain West Medical Center	G	Rural Health Mgmt	Tooele	Tooele	R	N	35	Y	Y
142	Ogden Regional Medical Center	I	MountainStar Healthcare	Weber	Ogden	U	N	227	Y	Y
135	Orem Community Hospital	N	IHC	Utah	Orem	U	N	20	Y	Y
126	Pioneer Valley Hospital	I	IASIS Health Care	Salt Lake	West Valley	U	Y	139	Y	Y
122	Primary Children's Medical Center	N	IHC	Salt Lake	Salt Lake City	U	N	232	Y	Y
120	Salt Lake Regional Medical Center	I	IASIS Health Care	Salt Lake	Salt Lake City	U	Y	168	Y	Y
128	San Juan Hospital	G	Managed	San Juan	Monticello	R	N	34	N	Y
130	Sanpete Valley Hospital	N	IHC	Sanpete	Mt. Pleasant	R	N	20	Y	Y
132	Sevier Valley Hospital	N	IHC	Sevier	Richfield	R	N	42	Y	Y
124	St. Mark's Hospital	I	MountainStar Healthcare	Salt Lake	Salt Lake City	U	Y	294	Y	Y
307	The Orthopedic Specialty Hospital	I	Freestanding	Salt Lake	Salt Lake City	U	N	14	Y	Y
144	Timpanogos Regional Hospital	I	MountainStar Healthcare	Utah	Orem	U	N	47	Y	Y
109	Uintah Basin Medical Center	G	Freestanding	Duchesne	Roosevelt	R	N	42	N	Y
125	University of Utah Hospital and Clinics	G	Freestanding	Salt Lake	Salt Lake City	U	Y	425	Y	Y
138	Utah Valley Regional Medical Center	N	IHC	Utah	Provo	U	N	395	Y	Y
112	Valley View Medical Center	N	IHC	Iron	Cedar City	R	N	42	Y	Y

¹Facility ID Number

²Owner Category: G=Government, I=Investor-Owned, N=Not for Profit

³Urban or Rural location of facility

⁴Teaching facility (Yes/No)

⁵Facility reports CPT-4 codes

⁶Facility reports ICD-9-CM codes

Table 1 (continued)
Hospital and Freestanding Ambulatory Surgery Center (FASC) Characteristics: 2002

ID ¹	FASC Name	Own ²	Affiliation	County	City	U/R ³	Teach ⁴	Beds	Report CPT-4 ⁵	Report ICD-9 ⁶
401	Central Utah Surgical Center	I	ASC Group	Utah	Provo	U	N	5	Y	N
415	Davis Surgical Center	I	ASC Group	Davis	Layton	U	N	4	Y	N
418	Healthsouth Park City Surgical Center	I	HealthSouth	Summit	Park City	R	N	2	Y	N
405	Healthsouth Provo Surgical Center	I	HealthSouth	Utah	Provo	U	Y	5	Y	N
407	Healthsouth Salt Lake Surgical Center	I	HealthSouth	Salt Lake	Salt Lake City	U	N	8	Y	N
403	Intermountain Surgical Center	N	IHC	Salt Lake	Salt Lake City	U	N	4	Y	Y
412	Madsen (formerly Wasatch) Surgery C	G	Freestanding	Salt Lake	Salt Lake City	U	Y	2	Y	Y
404	McKay-Dee Surgical Center	N	IHC	Weber	Ogden	U	Y	6	Y	Y
416	Moran Eye Center	G	Freestanding	Salt Lake	Salt Lake City	U	Y	10	Y	Y
414	Mount Ogden Surgical Center	I	ASC Group	Weber	Ogden	U	Y	2	Y	N
419	Northern Utah Endoscopy Center	I	ASC Group	Cache	Logan	R	N	2	Y	Y
420	Ridgeline Endoscopy Center	I	Freestanding	Weber	Ogden	U	N	2	Y	N
406	Salt Lake Endoscopy Center	I	Freestanding	Salt Lake	Salt Lake City	U	N	2	Y	N
417	South Towne Surgery Center	I	Freestanding	Salt Lake	Sandy	U	N	4	Y	N
408	St. George Surgical Center	I	Freestanding	Washington	St. George	R	N	4	Y	Y
409	St. Mark's Outpatient Surgical Center	I	MountainStar Healthcare	Salt Lake	Salt Lake City	U	Y	4	Y	N
410	SurgiCare Center of Utah	I	Freestanding	Salt Lake	Salt Lake City	U	N	4	Y	N
411	Wasatch Endoscopy Center	I	MountainStar Healthcare	Salt Lake	Salt Lake City	U	Y	2	Y	N
421	Zion Eye Institute	I	Freestanding	Washington	St. George	R	N	2	Y	N

¹Facility ID Number

²Owner Category: G=Government, I=Investor-Owned, N=Not for Profit

³Urban or Rural location of facility

⁴Teaching facility (Yes/No)

⁵Facility reports CPT-4 codes

⁶Facility reports ICD-9-CM codes

Note: The facilities in the above list, with addresses, phone numbers, and number of beds, can be obtained as a “cut and paste” document from the website <http://health.utah.gov/hda/usersupport.htm> and click on “List of data providers”.

An alternative source for a list of Utah hospitals and ambulatory surgery centers is the Utah Department of Health Website, <http://health.utah.gov> and click on “Licensing/Certifying”.

TABLE 2
 UTAH HOSPITAL AND FREESTANDING AMBULATORY SURGERY CENTER (FASC) UTILIZATION AND CHARGE PROFILE OF OUTPATIENT SURGERY, 2002
 NUMBER OF CPT-4 AND ICD-9 PROCEDURES BY SELECTED AMBULATORY SURGERY REPORTING CATEGORY

STATEWIDE TOTALS

Reporting Category (ICD-9-CM CODES)	ALL FACILITIES		HOSPITALS		FASCs	
	Procedures Reported (#)	(%)	Procedures Reported (#)	(%)	Procedures Reported (#)	(%)
Reporting Category (ICD-9-CM CODES)	344,210	100.0	300,948	100.0	43,262	100.0
Mastectomy (85.0-85.99)	8,090	2.4	6,951	2.3	1,139	2.6
Musculoskeletal (76.0-84.99)	59,415	17.3	53,689	17.8	5,726	13.2
Respiratory (30.0-34.99)	2,736	0.8	2,595	0.9	141	0.3
Cardiovascular (35.0-39.99)	14,302	4.2	13,957	0.9	345	0.8
Lymphatic/Hemetic (40.0-41.99)	2,175	0.6	2,092	0.7	83	0.2
Digestive System (42.0-54.99)	85,050	24.7	79,482	26.4	5,568	12.9
Urinary (55.0-59.99)	7,619	2.2	7,394	2.5	225	0.5
Male Genital (60.0-64.99)	3,948	1.1	3,824	1.3	124	0.3
Female Genital (65.0-71.99)	14,105	4.1	12,874	4.3	1,231	2.8
Endocrine/Nervous (01.0-07.99)	21,680	6.3	19,288	6.4	2,392	5.5
Eye (08.0-16.99)	32,576	9.5	19,110	6.3	13,466	31.1
Ear (18.0-20.99)	17,114	5.0	14,450	4.8	2,664	6.2
Nose, Mouth, Pharynx (21.0-29.99)	36,473	10.6	29,272	9.7	7,201	16.6
Other*	38,927	11.3	35,970	12.0	2,957	6.8
Reporting Category (CPT-4 CODES)	483,409	100.0	363,184	100.0	120,225	100.0
Mastectomy (19120-19220)	3,636	0.8	3,282	0.9	354	0.3
Musculoskeletal (20000-29909)	68,752	14.2	49,166	13.5	19,586	16.3
Respiratory (30000-32999)	20,107	4.2	12,335	3.4	7,772	6.5
Cardiovascular (33010-37799 & 93501-93660)	31,935	6.6	30,942	8.5	993	0.8
Lymphatic/Hemetic (38100-38999)	1,827	0.4	1,669	0.5	158	0.1
Diaphragm (39501-39599)	3	0.0	3	0.0	.	.
Digestive System (40490-49999)	121,240	25.1	84,020	23.1	37,220	31.0
Urinary (50010-53899)	9,850	2.0	8,260	2.3	1,590	1.3
Male Genital (54000-55899)	3,892	0.8	3,300	0.9	592	0.5
Laparoscopy (56300-56399)	1	0.0	.	.	1	0.0
Female Genital (56405-58999)	11,954	2.5	8,683	2.4	3,271	2.7
Endocrine/Nervous (60000-64999)	27,753	5.7	17,357	4.8	10,396	8.6
Eye (65091-68899)	27,570	5.7	10,599	2.9	16,971	14.1
Ear (69000-69979)	12,427	2.6	8,100	2.2	4,327	3.6
Other*	142,462	29.5	125,468	34.5	16,994	14.1

SOURCE: Utah Ambulatory Surgery Database
 Utah Health Data Committee/Office of Health Care Statistics.

* Procedure falls outside reporting categories.

TABLE 3
 UTAH HOSPITAL AND FREESTANDING AMBULATORY SURGERY CENTER (FASC) UTILIZATION AND CHARGE PROFILE OF OUTPATIENT SURGERY, 2002
 MOST COMMONLY PERFORMED CPT-4 AND ICD-9 PROCEDURES

STATEWIDE TOTALS

ICD-9 CODE	ICD-9 DESCRIPTION	ALL FACILITIES		HOSPITALS		FASCs	
		#	%	#	%	#	%
All ICD-9 Procedures		344,210	100.0	300,948	100.0	43,262	100.0
4523	Colonoscopy	15,545	4.5	14,883	4.9	662	1.5
4516	Egd with Closed Biopsy	13,885	4.0	12,712	4.2	1,173	2.7
2001	Myringotomy W Intubation	13,610	4.0	11,502	3.8	2,108	4.9
1371	Insert Lens at Catar Ext	9,008	2.6	4,691	1.6	4,317	10.0
1341	Catarac Phacoemuls/aspir	8,911	2.6	4,618	1.5	4,293	9.9
4542	Endo Polpectomy Lrge Int	8,779	2.6	7,763	2.6	1,016	2.3
9923	Inject Steroid	7,562	2.2	6,712	2.2	850	2.0
0392	Spinal Canal Inject Nec	6,848	2.0	6,065	2.0	783	1.8
4525	Clos Large Bowel Biopsy	6,073	1.8	5,564	1.8	509	1.2
283	Tonsillectomy/adenoidec	6,018	1.7	4,856	1.6	1,162	2.7
4513	Sm Bowel Endoscopy Nec	5,844	1.7	5,618	1.9	226	0.5
5123	Laparoscopic Cholecystec	5,783	1.7	5,771	1.9	12	0.0
806	Excis Knee Semilun Cartl	5,175	1.5	4,706	1.6	469	1.1
8856	Coronar Arteriogr 2 Cath	4,743	1.4	4,743	1.6	.	.
0391	Anesth Inject spin Canal	4,721	1.4	3,958	1.3	763	1.8
4292	Esophageal Dilation	4,503	1.3	3,554	1.2	949	2.2
0443	Carpal Tunnel Release	3,866	1.1	3,373	1.1	493	1.1
8853	Lt Heart Angiogram	3,670	1.1	3,670	1.2	.	.
8026	Knee Arthroscopy	3,650	1.1	3,217	1.1	433	1.0
8086	Deconstruct knee Lesion Nec	3,462	1.0	3,212	1.1	250	0.6

CPT-4 CODE	CPT-4 DESCRIPTION	ALL FACILITIES		HOSPITALS		FASCs	
		#	%	#	%	#	%
All CPT-4 Procedures		483,409	100.0	363,184	100.0	120,225	100.0
45378	Diagnostic colonoscopy	20,230	4.2	12,820	3.5	7,410	6.2
43239	Upper GI endoscopy, biopsy	17,988	3.7	11,678	3.2	6,310	5.2
66984	Remove cataract, insert lens	14,653	3.0	4,455	1.2	10,198	8.5
45385	Colonoscopy, lesion removal	9,774	2.0	7,442	2.0	2,332	1.9
69436	Create eardrum opening	9,351	1.9	5,984	1.6	3,367	2.8
45380	Colonoscopy and biopsy	8,545	1.8	5,354	1.5	3,191	2.7
88305	Tissue exam by pathologist	7,805	1.6	6,876	1.9	929	0.8
41899	Dental surgery procedure	7,178	1.5	4,762	1.3	2,416	2.0
J2405	Ondansetron hcl injection	6,398	1.3	6,398	1.8	.	.
62311	Single spinal canal injection	5,658	1.2	3,547	1.0	2,111	1.8
43235	Upper gi endoscopy,diagnosis	5,495	1.1	3,601	1.0	1,894	1.6
J3010	Fentanyl citrate injeciton	5,485	1.1	5,485	1.5	.	.
42820	Remove tonsils and adenoids	5,417	1.1	3,711	1.0	1,706	1.4
85025	Automated hemogram	5,306	1.1	5,304	1.5	2	0.0
29881	Knee arthroscopy/surgery	5,255	1.1	3,595	1.0	1,660	1.4
76005	Fluoroscope exam, extensive	4,767	1.0	2,990	0.8	1,777	1.5
59	59	4,137	0.9	4,072	1.1	65	0.1
29877	Knee arthroscopy/surgery	4,096	0.8	2,782	0.8	1,314	1.1
36415	Drawing blood	3,983	0.8	3,983	1.1	.	.
J2765	Metoclopramide hcl injection	3,843	0.8	3,843	1.1	.	.

SOURCE: Utah Ambulatory Surgery Database
 Utah Health Data Committee/Office of Health Care Statistics

TABLE 4
 UTAH HOSPITAL AND FREESTANDING AMBULATORY SURGERY CENTER (FASC) UTILIZATION AND CHARGES PROFILE OF OUTPATIENT SURGERY, 2002
 PROCEDURE APG CATEGORY, PROCEDURE APG

STATEWIDE TOTALS

Procedure APG category	ALL FACILITIES	HOSPITALS	FASCs
Procedure APG	#	#	#
01 INTEGUMENTARY SYSTEM	16,772	13,519	3,253
002 SUPERFICIAL NEEDLE BIOPSY AND ASPIRATION	2,660	2,597	63
003 COMPLEX INCISION AND DRAINAGE	138	106	32
004 SIMPLE INCISION AND DRAINAGE	122	96	26
005 NAIL PROCEDURES	37	36	1
006 SIMPLE DEBRIDEMENT AND DESTRUCTION	709	588	121
007 COMPLEX EXCISION, BIOPSY AND DEBRIDEMENT	2,381	1,731	650
008 SIMPLE EXCISION AND BIOPSY	2,395	1,756	639
009 COMPLEX SKIN REPAIRS INCL INTEGUMENT GRAFTS, TRANSFER & REARRANGE	2,200	1,422	778
010 SIMPLE SKIN REPAIR	693	599	94
011 SIMPLE INCISION AND EXCISION OF BREAST	4,395	3,917	478
012 BREAST RECONSTRUCTION AND MASTECTOMY	1,042	671	371
02 MUSCULOSKELETAL SYSTEM	61,079	42,903	18,176
021 COMPLEX MUSCULOSKELETAL PROCEDURES EXCLUDING HAND AND FOOT	7,600	5,617	1,983
022 SIMPLE MUSCULOSKELETAL PROCEDURES EXCLUDING HAND AND FOOT	2,292	1,767	525
023 COMPLEX HAND AND FOOT MUSCULOSKELETAL PROCEDURES	2,375	1,639	736
024 SIMPLE HAND AND FOOT MUSCULOSKELETAL PROCEDURES	14,484	9,596	4,888
025 ARTHROSCOPY	24,156	17,119	7,037
026 REPLACEMENT OF CAST	19	15	4
027 SPLINT, STRAPPING AND CAST REMOVAL	113	113	0
028 CLOSED TREATMENT FX & DISLOCATION OF FINGER, TOE & TRUNK	44	35	9
029 CLOSED TREATMENT FX & DISLOCATION EXC FINGER, TOE & TRUNK	735	627	108
030 OPEN OR PERCUTANEOUS TREATMENT OF FRACTURES	3,488	2,741	747
031 BONE OR JOINT MANIPULATION UNDER ANESTHESIA	461	332	129
032 BUNION PROCEDURES	2,481	1,318	1,163
033 ARTHROPLASTY	625	483	142
034 HAND AND FOOT TENOTOMY	227	167	60
035 ARTHROCENTESIS AND LIGAMENT OR TENDON INJECTION	1,979	1,334	645
03 RESPIRATORY SYSTEM	10,443	6,869	3,574
051 PULMONARY TESTS	212	212	0
052 NEEDLE AND CATHETER BIOPSY, ASPIRATION, LAVAGE AND INTUBATION	567	545	22
053 COMPLEX ENDOSCOPY OF THE UPPER AIRWAY	7,940	4,423	3,517
054 SIMPLE ENDOSCOPY OF THE UPPER AIRWAY	359	329	30
055 ENDOSCOPY OF THE LOWER AIRWAY	1,193	1,188	5
057 RESPIRATORY THERAPY	172	172	0
04 CARDIOVASCULAR SYSTEM	24,044	23,208	836
071 EXERCISE TOLERANCE TESTS	21	21	0
072 ECHOCARDIOGRAPHY	1,224	1,224	0
074 CARDIAC ELECTROPHYSIOLOGIC TESTS	1,977	1,977	0
075 PLACEMENT OF TRANSVENOUS CATHETERS	739	737	2
076 DIAGNOSTIC CARDIAC CATHETERIZATION	15,013	15,013	0
077 ANGIOPLASTY AND TRANSCATHETER PROCEDURES	1,480	971	509
078 PACEMAKER INSERTION AND REPLACEMENT	716	716	0
079 REMOVAL AND REVISION OF PACEMAKER AND VASCULAR DEVICE	490	477	13
080 MINOR VASCULAR REPAIR AND FISTULA CONSTRUCTION	1,212	1,191	21
081 SECONDARY VARICOSE VEINS AND VASCULAR INJECTION	492	296	196

TABLE 4
 UTAH HOSPITAL AND FREESTANDING AMBULATORY SURGERY CENTER (FASC) UTILIZATION AND CHARGES PROFILE OF OUTPATIENT SURGERY, 2002
 PROCEDURE APG CATEGORY, PROCEDURE APG

STATEWIDE TOTALS

Procedure APG category	ALL FACILITIES HOSPITALS		FASCs
Procedure APG	#	#	#
082 VASCULAR LIGATION	602	507	95
083 RESUSCITATION AND CARDIOVERSION	69	69	0
084 CARDIAC REHABILITATION	9	9	0
05 HEMATOLOGIC, LYMPHATIC, AND ENDOCRINE	2,446	2,265	181
091 CHEMOTHERAPY BY EXTENDED INFUSION	30	30	0
092 CHEMOTHERAPY EXCEPT BY EXTENDED INFUSION	30	30	0
093 PHLEBOTOMY	43	43	0
094 BLOOD AND BLOOD PRODUCT EXCHANGE	14	14	0
095 DEEP LYMPH STRUCTURE AND THYROID PROCEDURES	1,566	1,385	181
096 ALLERGY TESTS	6	6	0
097 TRANSFUSION	757	757	0
06 DIGESTIVE SYSTEM	103,989	71,902	32,087
111 ALIMENTARY TESTS AND SIMPLE TUBE PLACEMENT	246	177	69
112 ESOPHAGEAL DILATION WITHOUT ENDOSCOPY	2,836	1,062	1,774
113 ANOSCOPY WITH BIOPSY AND DIAGNOSTIC PROCTOSIGMOIDOSCOPY	1,029	820	209
114 PROCTOSIGMOIDOSCOPY WITH EXCISION OR BIOPSY	450	324	126
115 DIAGNOSTIC UPPER GI ENDOSCOPY OR INTUBATION	23,662	15,392	8,270
116 THERAPEUTIC UPPER GI ENDOSCOPY OR INTUBATION	6,174	3,826	2,348
117 LOWER GASTROINTESTINAL ENDOSCOPY	42,406	27,082	15,324
118 ERCP AND MISCELLANEOUS GI ENDOSCOPY PROCEDURES	1,466	1,441	25
119 HERNIA AND HYDROCELE PROCEDURES	8,050	6,810	1,240
120 COMPLEX ANAL AND RECTAL PROCEDURES	1,074	815	259
121 SIMPLE ANAL AND RECTAL PROCEDURES	522	464	58
122 MISCELLANEOUS ABDOMINAL PROCEDURES	357	325	32
123 COMPLEX LAPAROSCOPIC PROCEDURES	15,559	13,216	2,343
124 SIMPLE LAPAROSCOPIC PROCEDURES	158	148	10
07 URINARY SYSTEM	8,454	6,921	1,533
131 RENAL EXTRACORPOREAL SHOCK WAVE LITHOTRIPSY	1,403	705	698
132 SIMPLE URINARY STUDIES AND PROCEDURES	4	4	0
133 URINARY CATHETERIZATION AND DILATATION	362	344	18
134 COMPLEX CYSTOURETHROSCOPY AND LITHOLAPAXY	3,216	2,910	306
135 MODERATE CYSTOURETHROSCOPY	2,501	2,121	380
136 SIMPLE CYSTOURETHROSCOPY	749	644	105
137 COMPLEX URETHRAL PROCEDURES	112	97	15
138 SIMPLE URETHRAL PROCEDURES	104	93	11
139 HEMODIALYSIS	3	3	0
08 MALE GENITAL SYSTEM	3,475	2,946	529
151 TESTICULAR AND EPIDIDYMAL PROCEDURES	1,684	1,341	343
152 INSERTION OF PENILE PROSTHESIS	55	50	5
153 COMPLEX PENILE PROCEDURES	337	327	10
154 SIMPLE PENILE PROCEDURES	1,043	896	147
155 PROSTATE NEEDLE AND PUNCH BIOPSY	356	332	24
09 FEMALE GENITAL SYSTEM	6,696	4,976	1,720
172 PROCEDURES FOR PREGNANCY AND NEONATAL CARE	16	16	0
173 TREATMENT OF SPONTANEOUS ABORTION	522	417	105
174 THERAPEUTIC ABORTION	8	8	0

TABLE 4
 UTAH HOSPITAL AND FREESTANDING AMBULATORY SURGERY CENTER (FASC) UTILIZATION AND CHARGES PROFILE OF OUTPATIENT SURGERY, 2002
 PROCEDURE APG CATEGORY, PROCEDURE APG

STATEWIDE TOTALS

Procedure APG category	Procedure APG	ALL FACILITIES	HOSPITALS	FASCs
		#	#	#
	176 COMPLEX FEMALE REPRODUCTIVE PROCEDURES	807	675	132
	177 SIMPLE FEMALE REPRODUCTIVE PROCEDURES	1,647	1,182	465
	178 DILATION AND CURETTAGE	1,107	891	216
	179 HYSTEROSCOPY	2,344	1,603	741
	180 COLPOSCOPY	245	184	61
10	NERVOUS SYSTEM	24,708	14,776	9,932
	191 EXTENDED EEG STUDIES	128	128	0
	192 ELECTROENCEPHALOGRAM	4	4	0
	194 NERVE AND MUSCLE TESTS	36	36	0
	195 NERVOUS SYSTEM INJECTIONS, STIMULATIONS OR CRANIAL TAP	17,072	9,554	7,518
	196 REVISION AND REMOVAL OF NEUROLOGICAL DEVICE	152	114	38
	197 NEUROSTIMULATOR AND VENTRICULAR SHUNT IMPLANTATION	518	422	96
	198 NERVE REPAIR AND DESTRUCTION	6,272	4,022	2,250
	199 SPINAL TAP	526	496	30
11	EYE AND OCULAR ADNEXA	27,513	10,576	16,937
	211 MINOR OPHTHALMOLOGICAL TESTS AND PROCEDURES	265	55	210
	213 LASER EYE PROCEDURES	2,402	963	1,439
	214 CATARACT PROCEDURES	15,106	4,643	10,463
	215 COMPLEX ANTERIOR SEGMENT EYE PROCEDURES	1,438	485	953
	216 MODERATE ANTERIOR SEGMENT EYE PROCEDURES	982	313	669
	217 SIMPLE ANTERIOR SEGMENT EYE PROCEDURES	491	197	294
	218 COMPLEX POSTERIOR SEGMENT EYE PROCEDURES	479	318	161
	219 SIMPLE POSTERIOR SEGMENT EYE PROCEDURES	252	173	79
	220 STRABISMUS AND MUSCLE EYE PROCEDURES	1,209	716	493
	221 COMPLEX REPAIR AND PLASTIC PROCEDURES OF EYE	2,223	694	1,529
	222 SIMPLE REPAIR AND PLASTIC PROCEDURES OF EYE	741	441	300
	223 VITRECTOMY	1,925	1,578	347
12	FACIAL, EAR, NOSE, MOUTH AND THROAT	43,549	28,144	15,405
	231 COCHLEAR DEVICE IMPLANTATION	33	33	0
	232 OTORHINOLARYNGOLOGIC FUNCTION TESTS	3	3	0
	233 NASAL CAUTERIZATION AND PACKING	254	182	72
	234 COMPLEX FACIAL AND ENT PROCEDURES	7,648	4,770	2,878
	235 SIMPLE FACIAL AND ENT PROCEDURES	24,136	15,563	8,573
	236 TONSIL AND ADENOID PROCEDURES	11,465	7,583	3,882
	237 SIMPLE AUDIOMETRY	10	10	0
13	THERAPUTIC AND OTHER RADIOLOGICAL PROCEDURES	6,547	5,872	675
	252 RADIATION THERAPY AND HYPERTHERMIA	116	116	0
	253 VASCULAR RADIOLOGY EXCEPT FOR VENOGRAPHY OF EXTREMITY	2,091	1,930	161
	254 MYELOGRAPHY	1,116	679	437
	255 MISCELLANEOUS RADIOLOGICAL PROCEDURES WITH CONTRAST	3,224	3,147	77
14	PHYSICAL MEDICINE AND REHABILITATION	313	313	0
	271 OCCUPATIONAL THERAPY	4	4	0
	272 PHYSICAL THERAPY	309	309	0

SOURCE: Utah Ambulatory Surgery Database
 Utah Health Data Committee/Office of Health Care Statistics

TABLE 5
 UTAH HOSPITAL AND FREESTANDING AMBULATORY SURGERY CENTER (FASC) UTILIZATION AND CHARGE PROFILE OF OUTPATIENT SURGERY, 2002
 PROCEDURE APG CATEGORY, PROCEDURE APG, AVERAGE TOTAL CHARGES, SINGLE APG ONLY

STATEWIDE TOTALS		*****AVERAGE TOTAL CHARGES*****		
Procedure APG category	Procedure APG	ALL FACILITIES	HOSPITALS	FASCs
01	INTEGUMENTARY SYSTEM	\$1,913	\$2,141	\$1,167
	002 SUPERFICIAL NEEDLE BIOPSY AND ASPIRATION	\$1,564	\$1,559	\$4,010
	003 COMPLEX INCISION AND DRAINAGE	\$2,072	\$2,578	\$957
	004 SIMPLE INCISION AND DRAINAGE	\$1,780	\$2,119	\$1,067
	006 SIMPLE DEBRIDEMENT AND DESTRUCTION	\$1,754	\$1,861	\$1,072
	007 COMPLEX EXCISION, BIOPSY AND DEBRIDEMENT	\$1,883	\$2,263	\$1,167
	008 SIMPLE EXCISION AND BIOPSY	\$1,729	\$2,174	\$1,096
	009 COMPLEX SKIN REPAIRS INCL INTEGUMENT GRAFTS, TRANSFER & REARRANGE	\$2,332	\$2,942	\$1,557
	010 SIMPLE SKIN REPAIR	\$2,618	\$2,803	\$211
	011 SIMPLE INCISION AND EXCISION OF BREAST	\$1,853	\$1,987	\$1,032
	012 BREAST RECONSTRUCTION AND MASTECTOMY	\$2,708	\$3,739	\$1,269
02	MUSCULOSKELETAL SYSTEM	\$2,515	\$2,888	\$1,770
	021 COMPLEX MUSCULOSKELETAL PROCEDURES EXCLUDING HAND AND FOOT	\$3,208	\$3,672	\$1,995
	022 SIMPLE MUSCULOSKELETAL PROCEDURES EXCLUDING HAND AND FOOT	\$2,239	\$2,693	\$1,331
	023 COMPLEX HAND AND FOOT MUSCULOSKELETAL PROCEDURES	\$2,746	\$3,163	\$1,805
	024 SIMPLE HAND AND FOOT MUSCULOSKELETAL PROCEDURES	\$1,776	\$2,059	\$1,276
	025 ARTHROSCOPY	\$3,110	\$3,554	\$2,340
	027 SPLINT, STRAPPING AND CAST REMOVAL	\$433	\$433	.
	028 CLOSED TREATMENT FX & DISLOCATION OF FINGER, TOE & TRUNK	\$1,518	\$1,528	\$1,488
	029 CLOSED TREATMENT FX & DISLOCATION EXC FINGER, TOE & TRUNK	\$2,012	\$2,107	\$1,354
	030 OPEN OR PERCUTANEOUS TREATMENT OF FRACTURES	\$3,051	\$3,403	\$1,720
	031 BONE OR JOINT MANIPULATION UNDER ANESTHESIA	\$1,627	\$2,080	\$880
	032 BUNION PROCEDURES	\$2,225	\$2,827	\$1,532
	033 ARTHROPLASTY	\$3,182	\$3,660	\$1,989
	034 HAND AND FOOT TENOTOMY	\$1,555	\$1,641	\$1,123
	035 ARTHROCENTESIS AND LIGAMENT OR TENDON INJECTION	\$522	\$491	\$659
03	RESPIRATORY SYSTEM	\$1,674	\$1,741	\$1,284
	052 NEEDLE AND CATHETER BIOPSY, ASPIRATION, LAVAGE AND INTUBATION	\$786	\$785	\$795
	053 COMPLEX ENDOSCOPY OF THE UPPER AIRWAY	\$2,448	\$3,025	\$1,351
	054 SIMPLE ENDOSCOPY OF THE UPPER AIRWAY	\$1,303	\$1,300	\$1,341
	055 ENDOSCOPY OF THE LOWER AIRWAY	\$1,468	\$1,469	\$694
	057 RESPIRATORY THERAPY	\$2,029	\$2,029	.
04	CARDIOVASCULAR SYSTEM	\$4,286	\$4,411	\$1,526
	072 ECHOCARDIOGRAPHY	\$211	\$211	.
	074 CARDIAC ELECTROPHYSIOLOGIC TESTS	\$8,307	\$8,307	.
	075 PLACEMENT OF TRANSVENOUS CATHETERS	\$1,859	\$1,859	.
	076 DIAGNOSTIC CARDIAC CATHETERIZATION	\$3,200	\$3,200	.
	077 ANGIOPLASTY AND TRANSCATHETER PROCEDURES	\$5,626	\$5,827	\$1,088
	078 PACEMAKER INSERTION AND REPLACEMENT	\$22,791	\$22,791	.
	079 REMOVAL AND REVISION OF PACEMAKER AND VASCULAR DEVICE	\$1,835	\$1,908	\$1,369
	080 MINOR VASCULAR REPAIR AND FISTULA CONSTRUCTION	\$3,555	\$3,583	\$1,531
	081 SECONDARY VARICOSE VEINS AND VASCULAR INJECTION	\$2,992	\$3,224	\$1,491
	082 VASCULAR LIGATION	\$3,347	\$3,615	\$1,638
	083 RESUSCITATION AND CAROTID COMPRESSION	\$4,744	\$4,744	.
05	HEMATOLOGIC, LYMPHATIC, AND ENDOCRINE	\$2,648	\$2,960	\$1,099
	093 PHLEBOTOMY	\$51	\$51	.
	094 BLOOD AND BLOOD PRODUCT EXCHANGE	\$5,409	\$5,409	.
	095 DEEP LYMPH STRUCTURE AND THYROID PROCEDURES	\$2,928	\$3,516	\$1,099

TABLE 5
 UTAH HOSPITAL AND FREESTANDING AMBULATORY SURGERY CENTER (FASC) UTILIZATION AND CHARGE PROFILE OF OUTPATIENT SURGERY, 2002
 PROCEDURE APG CATEGORY, PROCEDURE APG, AVERAGE TOTAL CHARGES, SINGLE APG ONLY

STATEWIDE TOTALS		*****AVERAGE TOTAL CHARGES*****		
Procedure APG category	Procedure APG	ALL FACILITIES	HOSPITALS	FASCs
	097 TRANSFUSION	\$2,051	\$2,051	.
06	DIGESTIVE SYSTEM	\$1,359	\$1,572	\$895
	111 ALIMENTARY TESTS AND SIMPLE TUBE PLACEMENT	\$782	\$782	.
	112 ESOPHAGEAL DILATION WITHOUT ENDOSCOPY	\$582	\$577	\$590
	113 ANOSCOPY WITH BIOPSY AND DIAGNOSTIC PROCTOSIGMOIDOSCOPY	\$553	\$592	\$417
	114 PROCTOSIGMOIDOSCOPY WITH EXCISION OR BIOPSY	\$611	\$671	\$480
	115 DIAGNOSTIC UPPER GI ENDOSCOPY OR INTUBATION	\$793	\$827	\$716
	116 THERAPEUTIC UPPER GI ENDOSCOPY OR INTUBATION	\$1,048	\$1,177	\$761
	117 LOWER GASTROINTESTINAL ENDOSCOPY	\$841	\$860	\$811
	118 ERCP AND MISCELLANEOUS GI ENDOSCOPY PROCEDURES	\$2,178	\$2,194	\$1,588
	119 HERNIA AND HYDROCELE PROCEDURES	\$2,429	\$2,637	\$1,342
	120 COMPLEX ANAL AND RECTAL PROCEDURES	\$1,728	\$2,094	\$933
	121 SIMPLE ANAL AND RECTAL PROCEDURES	\$1,710	\$1,884	\$708
	122 MISCELLANEOUS ABDOMINAL PROCEDURES	\$2,161	\$2,210	\$895
	123 COMPLEX LAPAROSCOPIC PROCEDURES	\$4,204	\$4,623	\$2,238
	124 SIMPLE LAPAROSCOPIC PROCEDURES	\$6,301	\$6,301	.
07	URINARY SYSTEM	\$2,551	\$3,060	\$1,406
	131 RENAL EXTRACORPOREAL SHOCK WAVE LITHOTRIPSY	\$2,952	\$4,872	\$1,514
	133 URINARY CATHETERIZATION AND DILATATION	\$2,531	\$2,620	\$1,009
	134 COMPLEX CYSTOURETHROSCOPY AND LITHOLAPAXY	\$2,894	\$3,123	\$1,432
	135 MODERATE CYSTOURETHROSCOPY	\$2,215	\$2,505	\$1,174
	136 SIMPLE CYSTOURETHROSCOPY	\$1,416	\$1,505	\$856
	137 COMPLEX URETHRAL PROCEDURES	\$2,433	\$2,659	\$1,137
	138 SIMPLE URETHRAL PROCEDURES	\$1,713	\$1,774	\$972
08	MALE GENITAL SYSTEM	\$2,190	\$2,312	\$1,616
	151 TESTICULAR AND EPIDIDYMAL PROCEDURES	\$2,051	\$2,147	\$1,776
	152 INSERTION OF PENILE PROSTHESIS	\$10,127	\$10,127	.
	153 COMPLEX PENILE PROCEDURES	\$2,286	\$2,333	\$1,329
	154 SIMPLE PENILE PROCEDURES	\$1,213	\$1,239	\$1,096
	155 PROSTATE NEEDLE AND PUNCH BIOPSY	\$4,046	\$4,027	\$4,384
09	FEMALE GENITAL SYSTEM	\$2,066	\$2,440	\$1,256
	173 TREATMENT OF SPONTANEOUS ABORTION	\$1,858	\$2,375	\$986
	174 THERAPEUTIC ABORTION	\$2,797	\$2,797	.
	176 COMPLEX FEMALE REPRODUCTIVE PROCEDURES	\$3,475	\$3,888	\$1,508
	177 SIMPLE FEMALE REPRODUCTIVE PROCEDURES	\$1,920	\$2,279	\$1,070
	178 DILATION AND CURETTAGE	\$1,492	\$1,640	\$975
	179 HYSTEROSCOPY	\$2,313	\$2,869	\$1,545
	180 COLPOSCOPY	\$1,183	\$1,261	\$1,090
10	NERVOUS SYSTEM	\$1,028	\$1,212	\$707
	195 NERVOUS SYSTEM INJECTIONS, STIMULATIONS OR CRANIAL TAP	\$516	\$543	\$474
	196 REVISION AND REMOVAL OF NEUROLOGICAL DEVICE	\$3,427	\$3,648	\$1,434
	197 NEUROSTIMULATOR AND VENTRICULAR SHUNT IMPLANTATION	\$16,235	\$21,111	\$1,609
	198 NERVE REPAIR AND DESTRUCTION	\$1,644	\$1,869	\$1,209
	199 SPINAL TAP	\$801	\$857	\$353
11	EYE AND OCULAR ADNEXA	\$2,122	\$2,298	\$2,036
	211 MINOR OPHTHALMOLOGICAL TESTS AND PROCEDURES	\$2,570	\$1,380	\$2,697
	213 LASER EYE PROCEDURES	\$592	\$575	\$603
	214 CATARACT PROCEDURES	\$2,329	\$2,599	\$2,211

TABLE 5
 UTAH HOSPITAL AND FREESTANDING AMBULATORY SURGERY CENTER(FASC) UTILIZATION AND CHARGE PROFILE OF OUTPATIENT SURGERY, 2002
 PROCEDURE APG CATEGORY, PROCEDURE APG, AVERAGE TOTAL CHARGES, SINGLE APG ONLY

STATEWIDE TOTALS		*****AVERAGE TOTAL CHARGES*****		
Procedure APG category	Procedure APG	ALL FACILITIES	HOSPITALS	FASCs
	215 COMPLEX ANTERIOR SEGMENT EYE PROCEDURES	\$2,137	\$1,885	\$2,230
	216 MODERATE ANTERIOR SEGMENT EYE PROCEDURES	\$1,883	\$1,811	\$1,906
	217 SIMPLE ANTERIOR SEGMENT EYE PROCEDURES	\$1,790	\$1,936	\$1,679
	218 COMPLEX POSTERIOR SEGMENT EYE PROCEDURES	\$3,651	\$3,487	\$3,879
	219 SIMPLE POSTERIOR SEGMENT EYE PROCEDURES	\$1,751	\$2,293	\$1,137
	220 STRABISMUS AND MUSCLE EYE PROCEDURES	\$1,872	\$1,590	\$2,523
	221 COMPLEX REPAIR AND PLASTIC PROCEDURES OF EYE	\$1,752	\$2,323	\$1,626
	222 SIMPLE REPAIR AND PLASTIC PROCEDURES OF EYE	\$1,095	\$1,230	\$922
	223 VITRECTOMY	\$3,810	\$4,145	\$3,011
12	FACIAL, EAR, NOSE, MOUTH AND THROAT	\$1,635	\$1,870	\$1,218
	231 COCHLEAR DEVICE IMPLANTATION	\$54,853	\$54,853	.
	233 NASAL CAUTERIZATION AND PACKING	\$1,651	\$1,788	\$1,287
	234 COMPLEX FACIAL AND ENT PROCEDURES	\$2,910	\$3,757	\$1,586
	235 SIMPLE FACIAL AND ENT PROCEDURES	\$1,280	\$1,293	\$1,253
	236 TONSIL AND ADENOID PROCEDURES	\$1,491	\$1,733	\$1,105
13	THERAPUTIC AND OTHER RADIOLOGICAL PROCEDURES	\$1,638	\$1,631	\$2,218
	252 RADIATION THERAPY AND HYPERTHERMIA	\$1,163	\$1,163	.
	253 VASCULAR RADIOLOGY EXCEPT FOR VENOGRAPHY OF EXTREMITY	\$3,590	\$3,590	.
	254 MYELOGRAPHY	\$2,362	\$2,357	\$2,420
	255 MISCELLANEOUS RADIOLOGICAL PROCEDURES WITH CONTRAST	\$949	\$949	\$1,000
14	PHYSICAL MEDICINE AND REHABILITATION	\$3,669	\$3,669	\$0
	272 PHYSICAL THERAPY	\$3,669	\$3,669	.

SOURCE: Utah Ambulatory Surgery Database
 Utah Health Data Committee/Office of Health Care Statistics

TABLE 6
 UTAH HOSPITAL AND FREESTANDING AMBULATORY SURGERY CENTER(FASC) UTILIZATION AND CHARGE PROFILE OF OUTPATIENT SURGERY, 2002
 NUMBER OF REPORTED AMBULATORY SURGERY PATIENT VISITS BY PATIENT PROFILE

STATEWIDE TOTALS

Patient Profile	Patient Visits(All)		Patient Visits(HOSPITALS)		Patient Visits(FASCs)	
	(#)	(%)	(#)	(%)	(#)	(%)
GENDER						
Female	141,530	54.7	99,046	54.3	42,484	55.7
Male	117,025	45.2	83,377	45.7	33,648	44.1
Unknown	38	0.0	1	0.0	37	0.0
Not Reported	116	0.0	3	0.0	113	0.1
AGE						
1-28 days	207	0.1	201	0.1	6	0.0
29-365 days	3,428	1.3	2,806	1.5	622	0.8
1-4 years	14,497	5.6	10,230	1.5	4,267	5.6
5-9	7,557	2.9	5,477	5.6	2,080	2.7
10-14	5,928	2.3	4,621	3.0	1,307	1.7
15-17	5,960	2.3	4,481	2.5	1,479	1.9
18-19	4,998	1.9	3,763	2.5	1,235	1.6
20-24	14,975	5.8	11,153	2.1	3,822	5.0
25-29	13,781	5.3	10,390	6.1	3,391	4.4
30-34	13,978	5.4	10,476	5.7	3,502	4.6
35-39	14,839	5.7	10,951	6.0	3,888	5.1
40-44	17,902	6.9	13,202	7.2	4,700	6.2
45-49	19,408	7.5	14,095	7.7	5,313	7.0
50-54	21,932	8.5	15,731	8.6	6,201	8.1
55-59	19,316	7.5	13,738	7.5	5,578	7.3
60-64	17,170	6.6	11,970	6.6	5,200	6.8
65-69	17,212	6.7	11,268	6.2	5,944	7.8
70-74	16,494	6.4	10,407	5.7	6,087	8.0
75-79	14,662	5.7	8,832	4.8	5,830	7.6
80-84	9,415	3.6	5,577	3.1	3,838	5.0
85-89	3,863	1.5	2,334	1.3	1,529	2.0
90 +	1,162	0.4	720	0.4	442	0.6
Not Reported	232	0.1	205	0.1	27	0.0
SOURCE OF ADMISSION						
Physician Referral	211,474	81.7	170,677	93.6	40,797	53.5
Clinic Referral	1,279	0.5	371	0.2	908	1.2
HMO Referral	170	0.1	163	0.1	7	0.0
Other Hospital	143	0.1	143	0.1	0	0.0
Skilled Nursing Facility	17	0.0	17	0.0	0	0.0
Other Health Care Facility	19	0.0	19	0.0	0	0.0
Emergency Room	3,138	1.2	3,138	1.7	0	0.0
Court/Law Enforcement	4	0.0	4	0.0	0	0.0
Unknown	13,676	5.3	3,312	1.8	0	13.6
Not Reported	28,789	11.1	4,583	2.5	24,206	31.7

(Continued)

TABLE 6
 UTAH HOSPITAL AND FREESTANDING AMBULATORY SURGERY CENTER (FASC) UTILIZATION AND CHARGE PROFILE OF OUTPATIENT SURGERY, 2002
 NUMBER OF REPORTED AMBULATORY SURGERY PATIENT VISITS BY PATIENT PROFILE

STATEWIDE TOTALS

Patient Profile	Patient Visits(All)		Patient Visits(HOSPITALS)		Patient Visits(FASCs)	
	(#)	(%)	(#)	(%)	(#)	(%)
DISCHARGE STATUS						
Home Health Care	228,716	88.4	181,621	99.6	47,095	61.7
Another Hospital	180	0.1	132	0.1	48	0.1
Skilled Nursing Facility	208	0.1	207	0.1	1	0.0
Intermediate Care	15	0.0	14	0.0	1	0.0
Another Type of Institution	41	0.0	41	0.0	0	0.0
Under Care of Home Service	184	0.1	184	0.1	0	0.0
Left Against Medical Advice	13	0.0	13	0.0	0	0.0
Under care of Home Provider	8	0.0	8	0.0	0	0.0
Expired	6	0.0	6	0.0	0	0.0
Unknown	29,326	11.3	189	0.1	29,137	38.2
Not Reported	12	0.0	12	0.0	0	0.0
PRIMARY PAYER						
Medicare	61,910	23.9	39,406	21.6	22,504	29.5
Medicaid	16,178	6.3	12,181	6.7	3,997	5.2
Other Government	3,841	1.5	2,765	1.5	1,076	1.4
Blue Cross/Blue Shield	38,822	15.0	25,235	13.8	13,587	17.8
Other Commercial	25,482	9.8	17,505	9.6	7,977	10.5
Managed Care(HMO, PPO)	100,188	38.7	77,069	42.2	23,119	30.3
Self Pay	4,563	1.8	2,955	1.6	1,608	2.1
Industrial & Worker Comp	5,737	2.2	3,998	2.2	1,739	2.3
Charity and Unclassified	153	0.1	123	0.1	30	0.0
Childrens Health Insurance	624	0.2	346	0.2	278	0.4
Unknown	768	0.3	703	0.4	65	0.1
Not Reported	443	0.2	141	0.1	302	0.4
LOCAL HEALTH DISTRICT OF PATIENT RESIDENCE						
Bear River	16,432	6.4	12,345	6.8	4,087	5.4
Central Utah	7,972	3.1	6,772	3.7	1,200	1.6
Davis County	28,322	10.9	19,304	10.6	9,018	11.8
Salt Lake County	89,456	34.6	62,264	34.1	27,192	35.6
Southeastern Utah	5,159	2.0	4,319	2.4	840	1.1
Southwest Utah	15,692	6.1	11,788	6.5	3,904	5.1
Summit County	2,943	1.1	1,676	0.9	1,267	1.7
Tooele County	4,365	1.7	3,248	1.8	1,117	1.5
Tri-County	5,088	2.0	4,686	2.6	402	0.5
Utah County	40,509	15.7	31,011	17.0	9,498	12.5
Wasatch County	1,760	0.7	1,317	0.7	443	0.6
Weber County	28,812	11.1	15,685	8.6	13,127	17.2
Unknown Utah	123	0.0	56	0.0	67	0.1
Outside Utah	11,794	4.6	7,881	4.3	3,913	5.1
Unknown, Not Reported	283	0.1	76	0.0	207	0.3

SOURCE: Utah Ambulatory Surgery Database,
 Utah Health Data Committee/Office of Health Care Statistics.

Figure 1. Number and Percentage of Lower Gastrointestinal Endoscopies by Facility Type and Year, Utah, Hospitals and Freestanding Ambulatory Surgery Centers (FASCs), 1999-2002

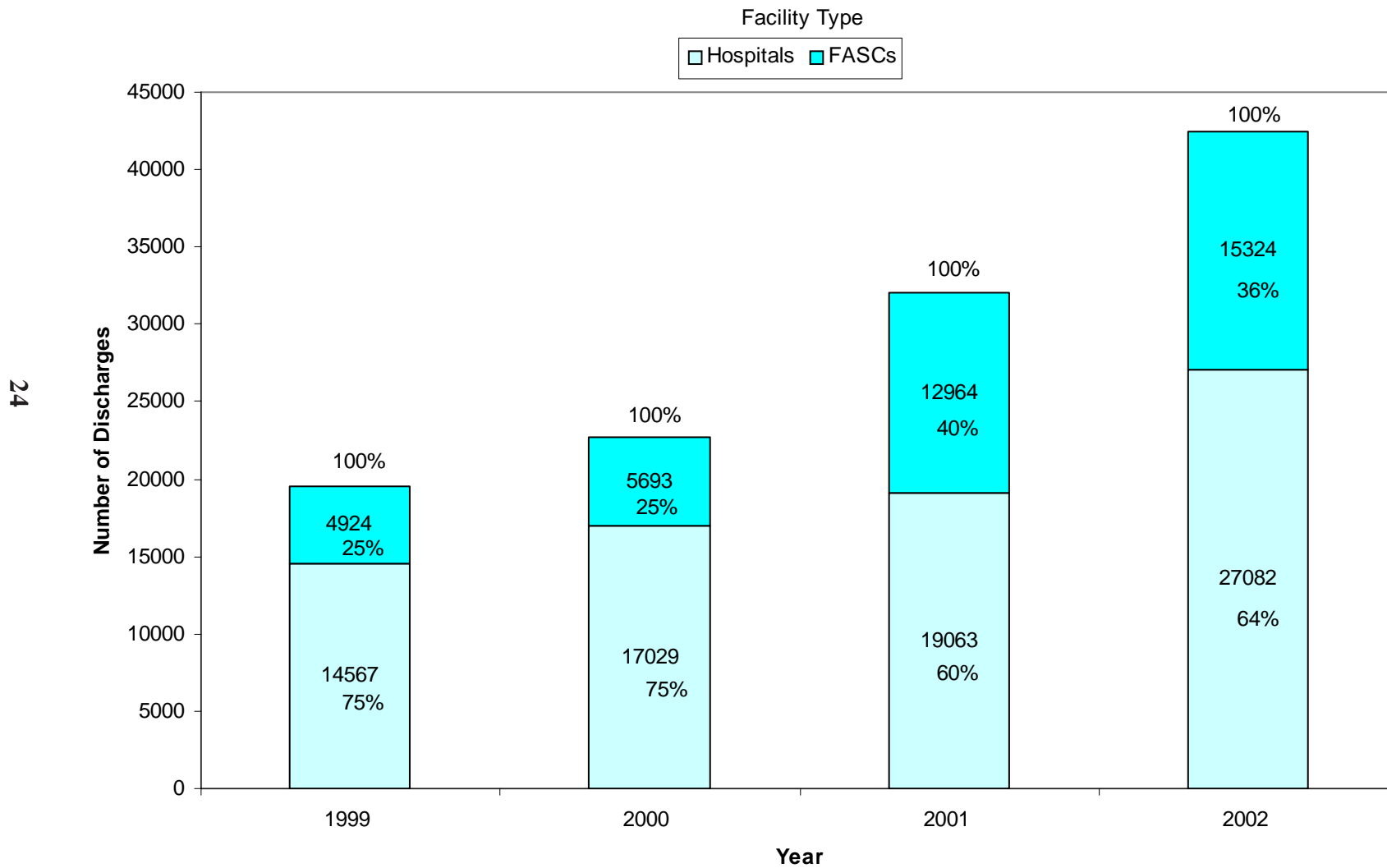


Figure 2. Number and Percentage of Cataract Procedures by Facility Type and Year, Utah, Hospitals and Freestanding Ambulatory Surgery Centers (FASCs), 1999-2002

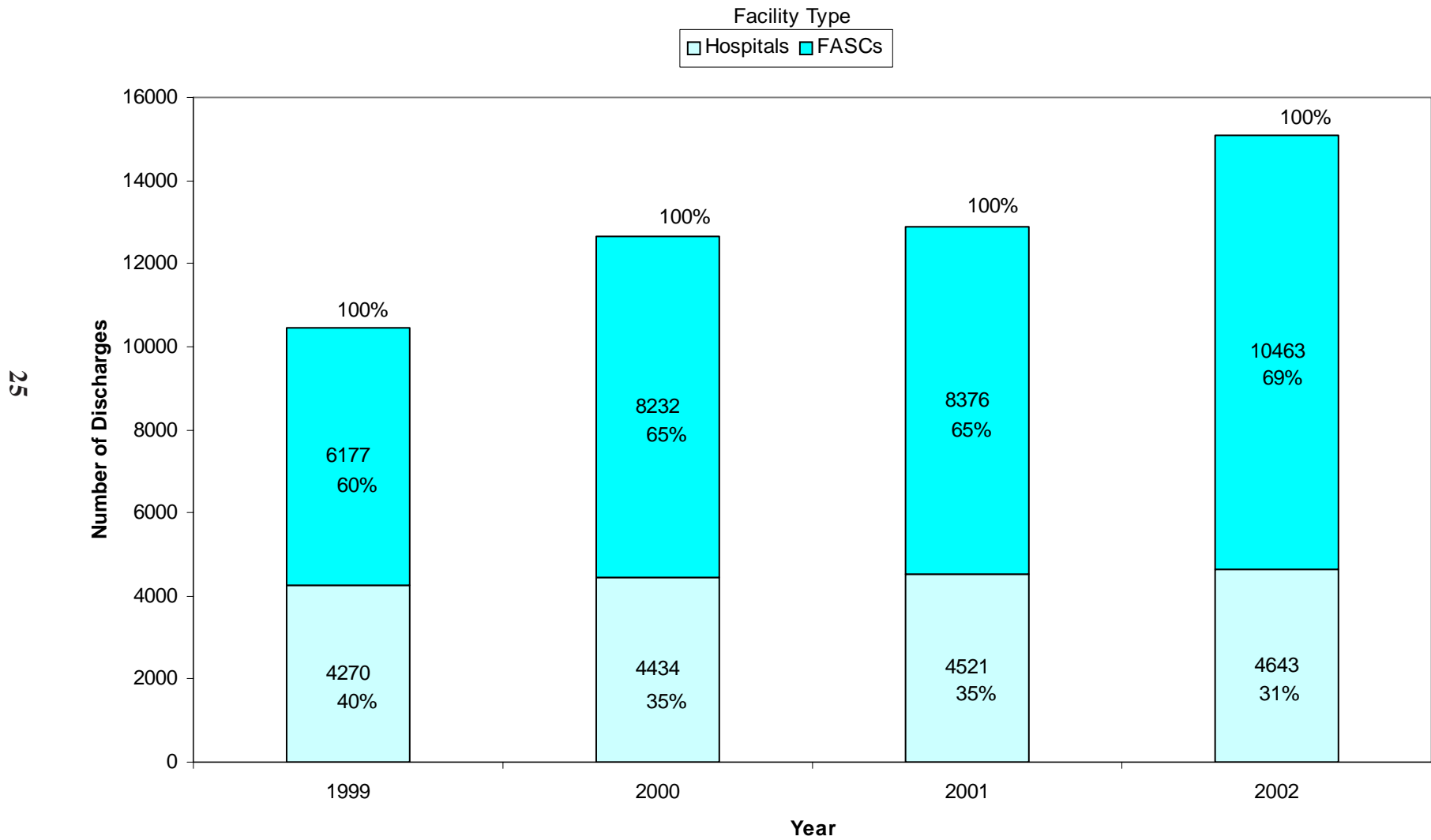


Figure 3. Average Facility Charge for Lower Gastrointestinal Endoscopies by Facility Type and Year, Utah, Hospitals and Freestanding Ambulatory Surgery Centers (FASCs), 1999-2002

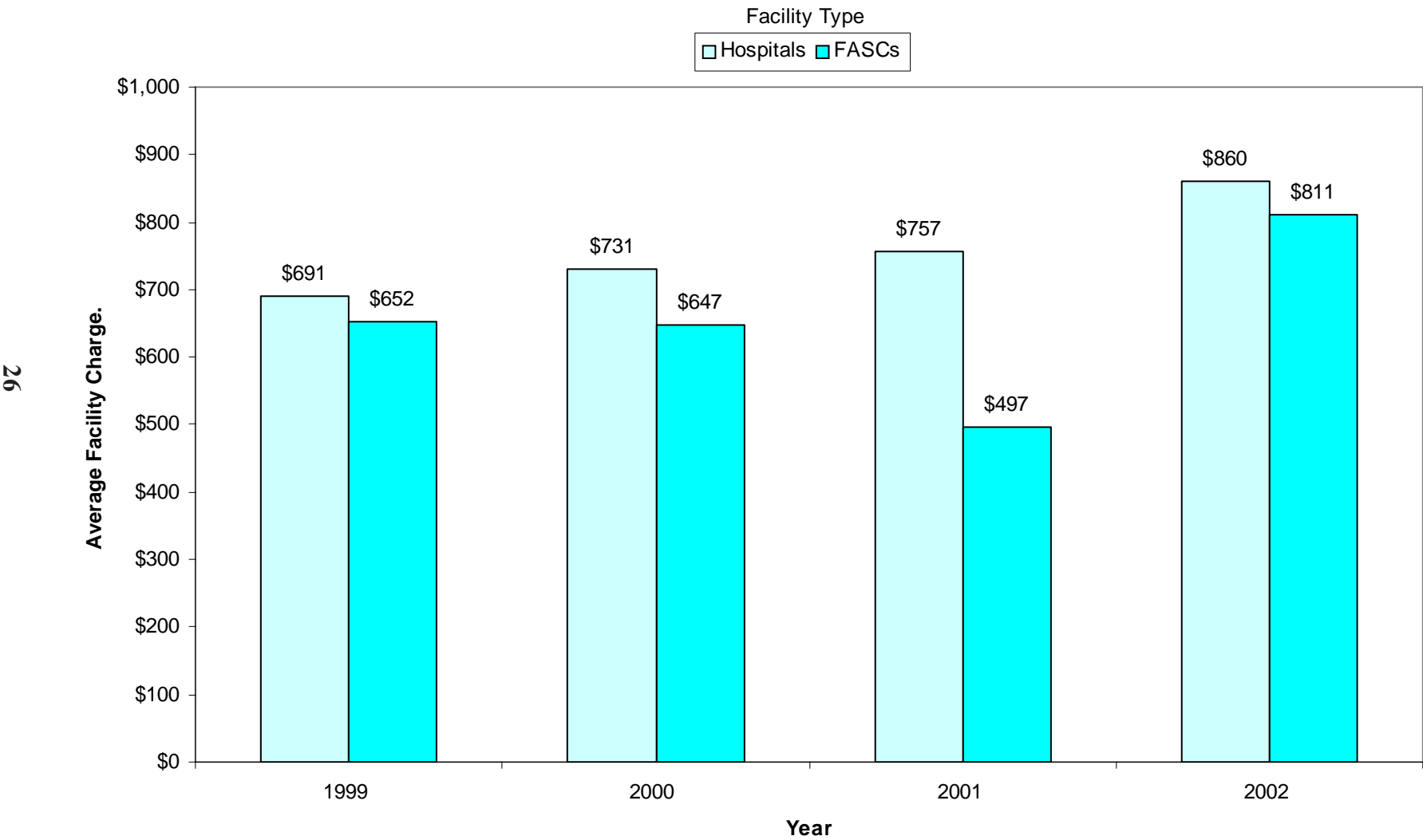
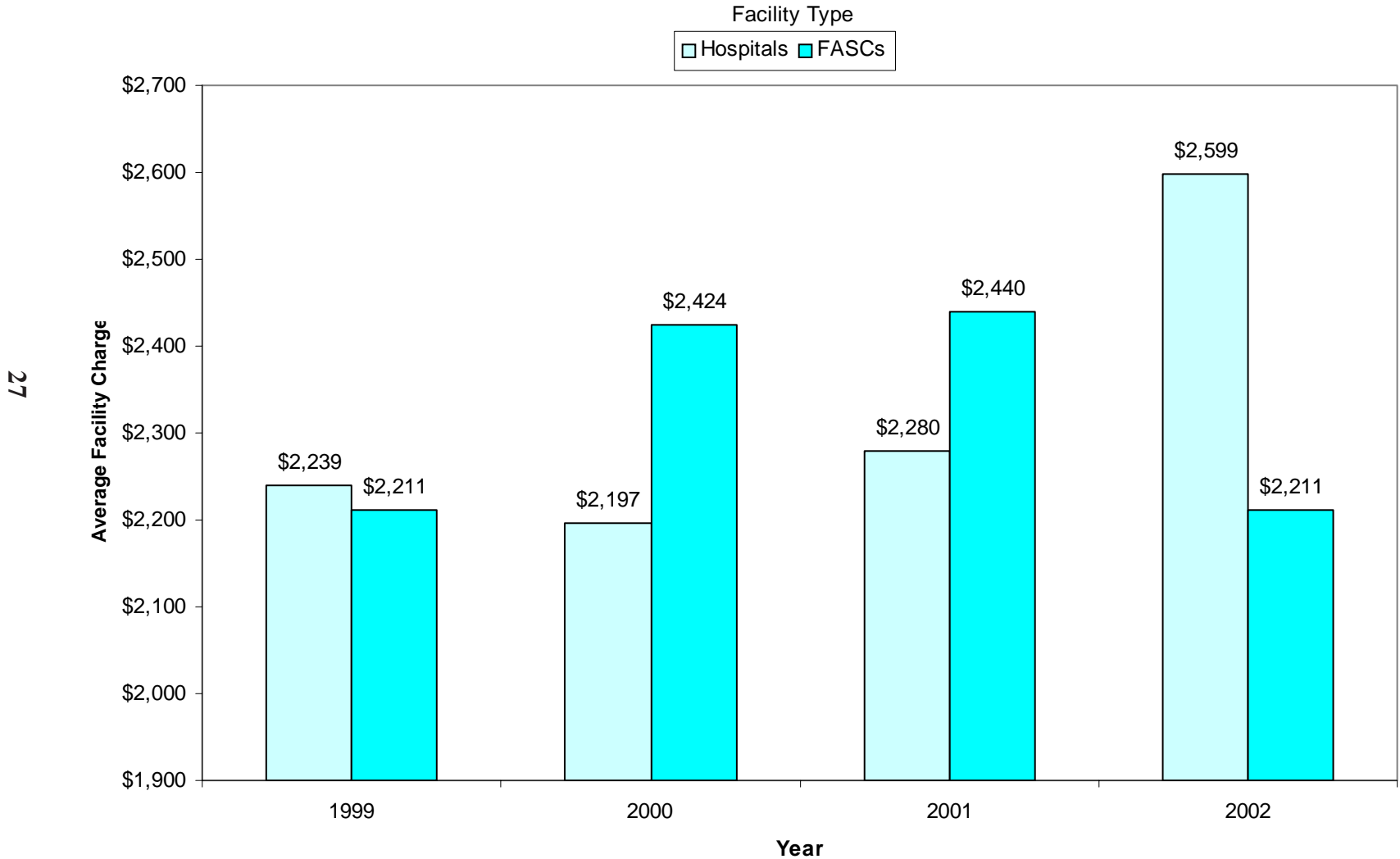


Figure 4. Average Facility Charge for Cataract Procedures by Facility Type and Year, Utah, Hospitals and Freestanding Ambulatory Surgery Centers (FASCs), 1999-2002



AMB ST 1-1

UTAH HOSPITAL AND FREESTANDING AMBULATORY SURGERY CENTER (FASC) UTILIZATION AND CHARGE PROFILE OF OUTPATIENT SURGERY, 2002
 NUMBER OF CPT-4 AND ICD-9 PROCEDURES BY SELECTED AMBULATORY SURGERY REPORTING CATEGORY

111 Allen Memorial Hospital

Reporting Category (ICD-9-CM CODES)	Procedures Performed		Procedures Performed-All Hospitals	
	(#)	(%)	(#)	(%)
Reporting Category (ICD-9-CM CODES)	546	100.0	300,948	100.0
Mastectomy (85.0-85.99)	13	2.4	6,951	2.3
Musculoskeletal (76.0-84.99)	41	7.5	53,689	17.8
Respiratory (30.0-34.99)	0	0.0	2,595	0.9
Cardiovascular (35.0-39.99)	7	1.3	13,957	4.6
Lymphatic/Hemetic (40.0-41.99)	1	0.2	2,092	0.7
Digestive System (42.0-54.99)	382	70.0	79,482	26.4
Urinary (55.0-59.99)	16	2.9	7,394	2.5
Male Genital (60.0-64.99)	5	0.9	3,824	1.3
Female Genital (65.0-71.99)	33	6.0	12,874	4.3
Endocrine/Nervous (01.0-07.99)	10	1.8	19,288	6.4
Eye (08.0-16.99)	0	0.0	19,110	6.3
Ear (18.0-20.99)	2	0.4	14,450	4.8
Nose, Mouth, Pharynx (21.0-29.99)	10	1.8	29,272	9.7
Other*	26	4.8	35,970	12.0
Reporting Category (CPT-4 CODES)	378	100.0	363,184	100.0
Mastectomy (19120-19220)	7	1.9	3,282	0.9
Musculoskeletal (20000-29909)	29	7.7	49,166	13.5
Respiratory (30000-32999)	0	0.0	12,335	3.4
Cardiovascular (33010-37799 & 93501-93660)	3	0.8	30,942	8.5
Lymphatic/Hemetic (38100-38999)	1	0.3	1,669	0.5
Diaphragm (39501-39599)	0	0.0	3	0.0
Digestive System (40490-49999)	261	69.0	84,020	23.1
Urinary (50010-53899)	12	3.2	8,260	2.3
Male Genital (54000-55899)	3	0.8	3,300	0.9
Female Genital (56405-58999)	15	4.0	8,683	2.4
Endocrine/Nervous (60000-64999)	3	0.8	17,357	4.8
Eye (65091-68899)	0	0.0	10,599	2.9
Ear (69000-69979)	0	0.0	8,100	2.2
Other*	44	11.6	125,468	34.5

SOURCE: Utah Ambulatory Surgery Database

Utah Health Data Committee/Office of Health Care Statistics.

* Procedure falls outside reporting categories.

AMB ST 1-2
 UTAH HOSPITAL AND FREESTANDING AMBULATORY SURGERY CENTER (FASC) UTILIZATION AND CHARGE PROFILE OF OUTPATIENT SURGERY, 2002
 MOST COMMONLY PERFORMED CPT-4 AND ICD-9 PROCEDURES

111 Allen Memorial Hospital

ICD-9 CODE	ICD-9 DESCRIPTION	#	%	% ALL Hospitals
All ICD-9 Procedures		546	100.0	100.0
4523	COLONOSCOPY	93	17.0	4.95
4516	ESOPHAGOGASTRODUODENOSCPY-CLO BX	71	13.0	4.22
4542	ENDO POLYPECTOMY LG INTESTINE	50	9.2	2.58
5123	LAP CHOLEY	30	5.5	1.92
4525	CLO [ENDO] BX LG INTESTINE	22	4.0	1.85
4836	[ENDO] POLYPECTOMY RECTUM	16	2.9	0.75
5732	OTH CYSTOSCOPY	15	2.7	0.55
5305	UNILAT REPR ING HERN-GFT-NOS	14	2.6	0.14
7021	VAGINOSCOPY	14	2.6	0.02
4921	ANOSCOPY	9	1.6	0.02
8521	LOC EXC LES BREAST	9	1.6	1.03
4292	DILAT ESOPH	7	1.3	1.18
5304	UNILAT REPR INDIRECT ING HERN-GFT	7	1.3	0.47
5361	INCIS HERN REPR W/PROSTH	7	1.3	0.17
863	OTH LOC EXC LES SKIN-SUBQ TISS	7	1.3	0.45
5341	REPR UMB HERN W/PROSTH	6	1.1	0.13
6909	OTH D&C UTERUS	6	1.1	0.61
4524	FLEX SIGMOIDOSCOPY	5	0.9	0.25
6629	OTH BIL ENDO DESTRUC FALLOP TUBES	5	0.9	0.26
8201	EXPLOR TENDON SHEATH HAND	5	0.9	0.31

CPT-4 CODE	CPT-4 DESCRIPTION	#	%	% ALL Hospitals
All CPT-4 Procedures		378	100.0	100.0
45378	COLONOSCOPY FLEX; DX-SEP PROC	56	14.8	3.53
43239	UGI ENDO; W/BX 1/MX	44	11.6	3.22
45384	COLONOSCOPY FLEX; REMV LES-FORCE	42	11.1	0.27
49505	REPR INIT ING HERNIA 5YR/MORE; R	33	8.7	0.79
45380	COLONOSCOPY FLEX; W/BX 1/MX	15	4.0	1.47
47562	LAPAROSCOPY SURGICAL; CHOLECT	15	4.0	0.63
52000	CYSTOURETHROSCOPY-SEP PROC	12	3.2	0.11
90784	THERAPEUTIC PROPH/DX INJECTION;	11	2.9	0.08
45385	COLONOSCOPY FLEX; W/REMV LES-SNA	7	1.9	2.05
19120	EXC BRST CYST TUMR/LES OPN M/F 1	6	1.6	0.60
26055	TENDON SHEATH INCISION	6	1.6	0.25
57454	COLPSCPY CERV UP/ADJ VAG; BX&CUR	6	1.6	0.00
11642	EXC MAL LES FCE ERS EYELD; 1.1-2	4	1.1	0.01
43249	UGI ENDO; W/BALLOON DILAT ESOPHA	4	1.1	0.48
45330	SIGMOIDOSCOPY FLEX; DX-SEP PROC	4	1.1	0.19
47563	LAPARSCPY SURG; CHOLECT W/CHOLAN	4	1.1	0.89
49560	REPR INIT INCS/VENT HERNIA; RDUC	4	1.1	0.13
49568	IMPLNT MESH/OTH-INCS/VENT HERN R	4	1.1	0.14
49585	REPR UMBIL HERNIA 5YR/OVER; RDUC	4	1.1	0.22
58120	DILATION & CURET DX &/ THERAPEUT	4	1.1	0.24

SOURCE: Utah Ambulatory Surgery Database
 Utah Health Data Committee/Office of Health Care Statistics

AMB ST 1-3

UTAH HOSPITAL AND FREESTANDING AMBULATORY SURGERY CENTER (FASC) UTILIZATION AND CHARGE PROFILE OF OUTPATIENT SURGERY, 2002
 AVERAGE TOTAL CHARGES FOR MOST COMMONLY PERFORMED CPT-4 AND ICD-9 PROCEDURES, SINGLE ICD-9 OR CPT-4 ONLY

111 Allen Memorial Hospital

ICD-9 CODE	ICD-9 DESCRIPTION	#	AVE TOT CHRG	AVE TOT CHRG (ALL Hospitals)
ICD-9 Procedures		290	\$3,148	\$2,254
4523	COLONOSCOPY	56	\$2,454	\$782
4516	ESOPHAGOGASTRODUODENOSCPY-CLO BX	36	\$2,933	\$938
5123	LAP CHOLEY	22	\$7,012	\$4,729
4542	ENDO POLYPECTOMY LG INTESTINE	15	\$3,666	\$1,037
5732	OTH CYSTOSCOPY	15	\$440	\$1,254
4525	CLO [ENDO] BX LG INTESTINE	13	\$3,628	\$1,109
7021	VAGINOSCOPY	12	\$439	\$493
5305	UNILAT REPR ING HERN-GFT-NOS	11	\$3,665	\$3,273
8521	LOC EXC LES BREAST	9	\$2,761	\$2,019
5304	UNILAT REPR INDIRECT ING HERN-GFT	7	\$3,882	\$2,917
5361	INCIS HERN REPR W/PROSTH	6	\$5,172	\$4,106
6629	OTH BIL ENDO DESTRUC FALLOP TUBES	5	\$5,009	\$2,510
8201	EXPLOR TENDON SHEATH HAND	5	\$3,087	\$1,656
282	TONSILLECTOMY WO ADENOIDECTOMY	4	\$2,589	\$1,956
7788	OTH PART OSTEC-TARSALS-METATARSALS	4	\$4,904	\$2,705
0443	RELEASE CARPAL TUNNEL	3	\$3,222	\$1,705
4524	FLEX SIGMOIDOSCOPY	3	\$518	\$456
5302	UNILAT REPR INDIRECT ING HERN	3	\$3,831	\$2,061
5317	BIL ING HERN REPR W/GFT/PROSTH-NOS	3	\$4,342	\$4,854
5341	REPR UMB HERN W/PROSTH	3	\$4,405	\$3,066

CPT-4 CODE	CPT-4 DESCRIPTION	#	AVE TOT CHRG	AVE TOT CHRG (ALL Hospitals)
CPT-4 Procedures		277	\$3,300	\$2,003
45378	COLONOSCOPY FLEX; DX-SEP PROC	53	\$2,725	\$741
45384	COLONOSCPY FLEX; REMV LES-FORCE	37	\$3,820	\$1,252
43239	UGI ENDO; W/BX 1/MX	36	\$3,316	\$889
49505	REPR INIT ING HERNIA 5YR/MORE; R	26	\$3,979	\$2,803
45380	COLONOSCOPY FLEX; W/BX 1/MX	12	\$3,600	\$1,052
52000	CYSTOURETHROSCOPY-SEP PROC	12	\$460	\$1,375
47562	LAPAROSCOPY SURGICAL; CHOLECT	10	\$7,084	\$4,941
19120	EXC BRST CYST TUMR/LES OPN M/F 1	6	\$2,779	\$1,911
26055	TENDON SHEATH INCISION	6	\$2,845	\$1,550
57454	COLPSCPY CERV UP/ADJ VAG; BX&CUR	5	\$442	\$1,187
45385	COLONOSCOPY FLEX; W/REMV LES-SNA	4	\$3,787	\$947
49585	REPR UMBIL HERNIA 5YR/OVER; R DUC	4	\$4,370	\$2,432
G0121	COLOREC CNCR SCR;COLNSCPY NO HI	4	\$2,337	\$1,612
19101	BIOPSY OF BREAST; OPEN INCISIONA	3	\$1,510	\$2,419
43250	UGI ENDO; W/REMV TUMOR/POLYP/LES	3	\$3,473	\$1,158
45330	SIGMOIDOSCOPY FLEX; DX-SEP PROC	3	\$1,100	\$408
46614	ANOSCOPY; WITH CONTROL OF BLEEDI	3	\$2,181	\$2,181
47563	LAPARSCPY SURG; CHOLECT W/CHOLAN	3	\$7,795	\$4,959
58120	DILATION & CURET DX &/ THERAPEUT	3	\$2,516	\$1,627
59	59	3	\$2,925	\$2,925

SOURCE: Utah Ambulatory Surgery Database
 Utah Health Data Committee/Office of Health Care Statistics

AMB ST 1-4

UTAH HOSPITAL AND FREESTANDING AMBULATORY SURGERY CENTER (FASC) UTILIZATION AND CHARGE PROFILE OF OUTPATIENT SURGERY, 2002
PROCEDURE APG CATEGORY, PROCEDURE APG

111 Allen Memorial Hospital

Procedure APG category	Procedure APG	TOTAL #	TOTAL # (ALL Hospitals)
01	INTEGUMENTARY SYSTEM	30	13,519
	003 COMPLEX INCISION AND DRAINAGE	1	106
	007 COMPLEX EXCISION, BIOPSY AND DEBRIDEMENT	1	1,731
	008 SIMPLE EXCISION AND BIOPSY	12	1,756
	009 COMPLEX SKIN REPAIRS INCL INTEGUMENT GRAFTS, TRANSFER & REARRANGE	5	1,422
	010 SIMPLE SKIN REPAIR	1	599
	011 SIMPLE INCISION AND EXCISION OF BREAST	10	3,917
02	MUSCULOSKELETAL SYSTEM	26	42,903
	022 SIMPLE MUSCULOSKELETAL PROCEDURES EXCLUDING HAND AND FOOT	1	1,767
	023 COMPLEX HAND AND FOOT MUSCULOSKELETAL PROCEDURES	1	1,639
	024 SIMPLE HAND AND FOOT MUSCULOSKELETAL PROCEDURES	16	9,596
	025 ARTHROSCOPY	3	17,119
	032 BUNION PROCEDURES	5	1,318
04	CARDIOVASCULAR SYSTEM	2	23,208
	080 MINOR VASCULAR REPAIR AND FISTULA CONSTRUCTION	2	1,191
05	HEMATOLOGIC, LYMPHATIC, AND ENDOCRINE	2	2,265
	095 DEEP LYMPH STRUCTURE AND THYROID PROCEDURES	2	1,385
06	DIGESTIVE SYSTEM	265	71,902
	113 ANOSCOPY WITH BIOPSY AND DIAGNOSTIC PROCTOSIGMOIDOSCOPY	7	820
	115 DIAGNOSTIC UPPER GI ENDOSCOPY OR INTUBATION	45	15,392
	116 THERAPEUTIC UPPER GI ENDOSCOPY OR INTUBATION	7	3,826
	117 LOWER GASTROINTESTINAL ENDOSCOPY	127	27,082
	119 HERNIA AND HYDROCELE PROCEDURES	53	6,810
	120 COMPLEX ANAL AND RECTAL PROCEDURES	3	815
	121 SIMPLE ANAL AND RECTAL PROCEDURES	1	464
	123 COMPLEX LAPAROSCOPIC PROCEDURES	22	13,216
07	URINARY SYSTEM	12	6,921
	136 SIMPLE CYSTOURETHROSCOPY	12	644
08	MALE GENITAL SYSTEM	2	2,946
	151 TESTICULAR AND EPIDIDYMAL PROCEDURES	2	1,341
09	FEMALE GENITAL SYSTEM	13	4,976
	173 TREATMENT OF SPONTANEOUS ABORTION	1	417
	176 COMPLEX FEMALE REPRODUCTIVE PROCEDURES	1	675
	177 SIMPLE FEMALE REPRODUCTIVE PROCEDURES	1	1,182
	178 DILATION AND CURETTAGE	4	891
	180 COLPOSCOPY	6	184
10	NERVOUS SYSTEM	2	14,776
	198 NERVE REPAIR AND DESTRUCTION	2	4,022
12	FACIAL, EAR, NOSE, MOUTH AND THROAT	2	28,144
	236 TONSIL AND ADENOID PROCEDURES	2	7,583

SOURCE: Utah Ambulatory Surgery Database
Utah Health Data Committee/Office of Health Care Statistics

AMB ST 1-5

UTAH HOSPITAL AND FREESTANDING AMBULATORY SURGERY CENTER (FASC) UTILIZATION AND CHARGE PROFILE OF OUTPATIENT SURGERY, 2002
 PROCEDURE APG CATEGORY, PROCEDURE APG, SINGLE APG ONLY

111 Allen Memorial Hospital

Procedure APG category	Procedure APG	TOTAL #	AVE TOT CHR	AVE TOT CHR(ALL Hospitals)
01	INTEGUMENTARY SYSTEM	19	\$2,064	\$2,141
	003 COMPLEX INCISION AND DRAINAGE	1	\$2,368	\$2,578
	007 COMPLEX EXCISION, BIOPSY AND DEBRIDEMENT	1	\$897	\$2,263
	008 SIMPLE EXCISION AND BIOPSY	5	\$1,554	\$2,174
	009 COMPLEX SKIN REPAIRS INCL INTEGUMENT GRAFTS, TRANSFER & REARRAN	1	\$826	\$2,942
	010 SIMPLE SKIN REPAIR	1	\$1,879	\$2,803
	011 SIMPLE INCISION AND EXCISION OF BREAST	10	\$2,548	\$1,987
02	MUSCULOSKELETAL SYSTEM	12	\$3,302	\$2,888
	022 SIMPLE MUSCULOSKELETAL PROCEDURES EXCLUDING HAND AND FOOT	1	\$1,345	\$2,693
	024 SIMPLE HAND AND FOOT MUSCULOSKELETAL PROCEDURES	10	\$3,439	\$2,059
	032 BUNION PROCEDURES	1	\$3,883	\$2,827
04	CARDIOVASCULAR SYSTEM	2	\$7,575	\$4,411
	080 MINOR VASCULAR REPAIR AND FISTULA CONSTRUCTION	2	\$7,575	\$3,583
05	HEMATOLOGIC, LYMPHATIC, AND ENDOCRINE	2	\$4,236	\$2,960
	095 DEEP LYMPH STRUCTURE AND THYROID PROCEDURES	2	\$4,236	\$3,516
06	DIGESTIVE SYSTEM	211	\$3,604	\$1,572
	113 ANOSCOPY WITH BIOPSY AND DIAGNOSTIC PROCTOSIGMOIDOSCOPY	6	\$1,640	\$592
	115 DIAGNOSTIC UPPER GI ENDOSCOPY OR INTUBATION	36	\$3,316	\$827
	116 THERAPEUTIC UPPER GI ENDOSCOPY OR INTUBATION	5	\$3,323	\$1,177
	117 LOWER GASTROINTESTINAL ENDOSCOPY	113	\$3,193	\$860
	119 HERNIA AND HYDROCELE PROCEDURES	32	\$4,081	\$2,637
	120 COMPLEX ANAL AND RECTAL PROCEDURES	3	\$3,803	\$2,094
	123 COMPLEX LAPAROSCOPIC PROCEDURES	16	\$6,987	\$4,623
07	URINARY SYSTEM	12	\$460	\$3,060
	136 SIMPLE CYSTOURETHROSCOPY	12	\$460	\$1,505
08	MALE GENITAL SYSTEM	1	\$3,031	\$2,312
	151 TESTICULAR AND EPIDIDYMAL PROCEDURES	1	\$3,031	\$2,147
09	FEMALE GENITAL SYSTEM	10	\$1,829	\$2,440
	173 TREATMENT OF SPONTANEOUS ABORTION	1	\$3,352	\$2,375
	176 COMPLEX FEMALE REPRODUCTIVE PROCEDURES	1	\$5,175	\$3,888
	178 DILATION AND CURETTAGE	3	\$2,516	\$1,640
	180 COLPOSCOPY	5	\$442	\$1,261
10	NERVOUS SYSTEM	1	\$2,045	\$1,212
	198 NERVE REPAIR AND DESTRUCTION	1	\$2,045	\$1,869
12	FACIAL, EAR, NOSE, MOUTH AND THROAT	1	\$2,246	\$1,870
	236 TONSIL AND ADENOID PROCEDURES	1	\$2,246	\$1,733

SOURCE: Utah Ambulatory Surgery Database
 Utah Health Data Committee/Office of Health Care Statistics

AMB ST 1-6

UTAH HOSPITAL AND FREESTANDING AMBULATORY SURGERY CENTER (FASC) UTILIZATION AND CHARGE PROFILE OF OUTPATIENT SURGERY, 2002
 NUMBER OF SELECTED AMBULATORY SURGERY PATIENT VISITS BY PATIENT PROFILE

111 Allen Memorial Hospital

Patient Profile	Patient Visits		Patient Visits-All Hospitals	
	(#)	(%)	(#)	(%)
GENDER				
Female	230	56.8	99,046	54.3
Male	175	43.2	83,377	45.7
Unknown	0	0.0	1	0.0
Not Reported	0	0.0	3	0.0
AGE				
1-28 days	1	0.2	201	0.1
29-365 days	0	0.0	2,806	1.5
1-4 years	1	0.2	10,230	5.6
5-9	4	1.0	5,477	3.0
10-14	1	0.2	4,621	2.5
15-17	7	1.7	4,481	2.5
18-19	5	1.2	3,763	2.1
20-24	25	6.2	11,153	6.1
25-29	20	4.9	10,390	5.7
30-34	13	3.2	10,476	5.7
35-39	18	4.4	10,951	6.0
40-44	31	7.7	13,202	7.2
45-49	36	8.9	14,095	7.7
50-54	54	13.3	15,731	8.6
55-59	37	9.1	13,738	7.5
60-64	28	6.9	11,970	6.6
65-69	49	12.1	11,268	6.2
70-74	21	5.2	10,407	5.7
75-79	31	7.7	8,832	4.8
80-84	15	3.7	5,577	3.1
85-89	7	1.7	2,334	1.3
90 +	1	0.2	720	0.4
Not Reported	1	0.2	205	0.1
SOURCE OF ADMISSION				
Physician Referral	403	99.5	170,677	93.6
Clinic Referral	1	0.2	371	0.2
HMO Referral	0	0.0	163	0.1
Other Hospital	0	0.0	143	0.1
Skilled Nursing Facility	0	0.0	17	0.0
Other Health Care Facility	0	0.0	19	0.0
Emergency Room	1	0.2	3,138	1.7
Court/Law Enforcement	0	0.0	4	0.0
Unknown	0	0.0	3,312	1.8
Not Reported	0	0.0	4,583	2.5

(Continued)

AMB ST 1-6

UTAH HOSPITAL AND FREESTANDING AMBULATORY SURGERY CENTER (FASC) UTILIZATION AND CHARGE PROFILE OF OUTPATIENT SURGERY, 2002
 NUMBER OF SELECTED AMBULATORY SURGERY PATIENT VISITS BY PATIENT PROFILE

111 Allen Memorial Hospital

Patient Profile	Patient Visits		Patient Visits-All Hospitals	
	(#)	(%)	(#)	(%)
DISCHARGE STATUS				
Home or Self Care	405	100.0	181,621	99.6
Another Hospital	0	0.0	132	0.1
Skilled Nursing Facility	0	0.0	207	0.1
Intermediate Care Facility	0	0.0	14	0.0
Another Type of Institution	0	0.0	41	0.0
Under Care of Home Service	0	0.0	184	0.1
Left Against Medical Advice	0	0.0	13	0.0
Under Care of Home IV Provider	0	0.0	8	0.0
Expired	0	0.0	6	0.0
Unknown	0	0.0	189	0.1
Not Reported	0	0.0	12	0.0
PRIMARY PAYER				
Medicare	140	34.6	39,406	21.6
Medicaid	62	15.3	12,181	6.7
Other government	4	1.0	2,765	1.5
Blue Cross/Blue Shield	98	24.2	25,235	13.8
Other Commercial	47	11.6	17,505	9.6
Managed Care(HMO, PPO)	45	11.1	77,069	42.2
Self Pay	0	0.0	2,955	1.6
Industrial & Worker Comp	9	2.2	3,998	2.2
Charity and Unclassified	0	0.0	123	0.1
Childrens Health Insurance	0	0.0	346	0.2
Unknown	0	0.0	703	0.4
Not Reported	0	0.0	141	0.1
LOCAL HEALTH DISTRICT OF PATIENT RESIDENCE				
Bear River	0	0.0	12,345	6.8
Central Utah	0	0.0	6,772	3.7
Davis County	0	0.0	19,304	10.6
Salt Lake County	1	0.2	62,264	34.1
Southeastern Utah	399	98.5	4,319	2.4
Southwest Utah	1	0.2	11,788	6.5
Summit County	0	0.0	1,676	0.9
Tooele County	0	0.0	3,248	1.8
Tri-County	0	0.0	4,686	2.6
Utah County	0	0.0	31,011	17.0
Wasatch County	0	0.0	1,317	0.7
Weber County	0	0.0	15,685	8.6
Unknown Utah	0	0.0	56	0.0
Outside Utah	4	1.0	7,881	4.3
Unknown, Not Reported	0	0.0	75	0.0

SOURCE: Utah Ambulatory Surgery Database,
 Utah Health Data Committee/Office of Health Care Statistics.

AMB ST 1-1

UTAH HOSPITAL AND FREESTANDING AMBULATORY SURGERY CENTER (FASC) UTILIZATION AND CHARGE PROFILE OF OUTPATIENT SURGERY, 2002
 NUMBER OF CPT-4 AND ICD-9 PROCEDURES BY SELECTED AMBULATORY SURGERY REPORTING CATEGORY

118 Alta View Hospital

Reporting Category (ICD-9-CM CODES)	Procedures Performed		Procedures Performed-All Hospitals	
	(#)	(%)	(#)	(%)
Reporting Category (ICD-9-CM CODES)	13,392	100.0	300,948	100.0
Mastectomy (85.0-85.99)	321	2.4	6,951	2.3
Musculoskeletal (76.0-84.99)	4,174	31.2	53,689	17.8
Respiratory (30.0-34.99)	26	0.2	2,595	0.9
Cardiovascular (35.0-39.99)	13	0.1	13,957	4.6
Lymphatic/Hemetic (40.0-41.99)	42	0.3	2,092	0.7
Digestive System (42.0-54.99)	3,772	28.2	79,482	26.4
Urinary (55.0-59.99)	510	3.8	7,394	2.5
Male Genital (60.0-64.99)	146	1.1	3,824	1.3
Female Genital (65.0-71.99)	665	5.0	12,874	4.3
Endocrine/Nervous (01.0-07.99)	331	2.5	19,288	6.4
Eye (08.0-16.99)	620	4.6	19,110	6.3
Ear (18.0-20.99)	680	5.1	14,450	4.8
Nose, Mouth, Pharynx (21.0-29.99)	1,685	12.6	29,272	9.7
Other*	407	3.0	35,970	12.0
Reporting Category (CPT-4 CODES)	12,037	100.0	363,184	100.0
Mastectomy (19120-19220)	148	1.2	3,282	0.9
Musculoskeletal (20000-29909)	3,279	27.2	49,166	13.5
Respiratory (30000-32999)	497	4.1	12,335	3.4
Cardiovascular (33010-37799 & 93501-93660)	13	0.1	30,942	8.5
Lymphatic/Hemetic (38100-38999)	38	0.3	1,669	0.5
Diaphragm (39501-39599)	0	0.0	3	0.0
Digestive System (40490-49999)	4,319	35.9	84,020	23.1
Urinary (50010-53899)	435	3.6	8,260	2.3
Male Genital (54000-55899)	96	0.8	3,300	0.9
Female Genital (56405-58999)	426	3.5	8,683	2.4
Endocrine/Nervous (60000-64999)	279	2.3	17,357	4.8
Eye (65091-68899)	278	2.3	10,599	2.9
Ear (69000-69979)	370	3.1	8,100	2.2
Other*	1,859	15.4	125,468	34.5

SOURCE: Utah Ambulatory Surgery Database

Utah Health Data Committee/Office of Health Care Statistics.

* Procedure falls outside reporting categories.

AMB ST 1-2

UTAH HOSPITAL AND FREESTANDING AMBULATORY SURGERY CENTER (FASC) UTILIZATION AND CHARGE PROFILE OF OUTPATIENT SURGERY, 2002
 MOST COMMONLY PERFORMED CPT-4 AND ICD-9 PROCEDURES

118 Alta View Hospital

ICD-9 CODE	ICD-9 DESCRIPTION	#	%	% ALL Hospitals
All ICD-9 Procedures		13,392	100.0	100.0
4516	ESOPHAGOGASTRODUODENOSCPY-CLO BX	714	5.3	4.22
4523	COLONOSCOPY	675	5.0	4.95
8026	ARTHSCPY-KNEE	617	4.6	1.07
4542	ENDO POLYPECTOMY LG INTESTINE	548	4.1	2.58
2001	MYRINGOTOMY W/INSRT TUBE	532	4.0	3.82
806	EXC SEMILUNAR CARTILAGE-KNEE	433	3.2	1.56
8086	OTH LOC EXC/DESTRUC JT LES-KNEE	420	3.1	1.07
4525	CLO [ENDO] BX LG INTESTINE	306	2.3	1.85
5123	LAP CHOLEY	286	2.1	1.92
7756	REPR HAMMER TOE	203	1.5	0.38
1371	IOL PROSTH-CATARACT EXTRACT-1-STAGE	195	1.5	1.56
8021	ARTHSCPY-SHLDR	194	1.4	0.38
283	TONSILLECTOMY W/ADENOIDECTOMY	192	1.4	1.61
4836	[ENDO] POLYPECTOMY RECTUM	190	1.4	0.75
1341	PHACOEMULSIFICATION-ASPIR CATARACT	188	1.4	1.53
0443	RELEASE CARPAL TUNNEL	171	1.3	1.12
232	RESTORATION TOOTH-FILLING	168	1.3	0.68
5732	OTH CYSTOSCOPY	167	1.2	0.55
2341	APPLIC CROWN	162	1.2	0.62
2370	ROOT CANAL-NOS	145	1.1	0.43

CPT-4 CODE	CPT-4 DESCRIPTION	#	%	% ALL Hospitals
All CPT-4 Procedures		12,037	100.0	100.0
43239	UGI ENDO; W/BX 1/MX	712	5.9	3.22
45378	COLONOSCOPY FLEX; DX-SEP PROC	673	5.6	3.53
45385	COLONOSCOPY FLEX; W/REMV LES-SNA	636	5.3	2.05
41899	UNLIST PROC DENTOALVEOL STRUCTUR	433	3.6	1.31
29877	SCOPE KNEE SURG; DEBRID/SHAVE CA	382	3.2	0.77
45380	COLONOSCOPY FLEX; W/BX 1/MX	332	2.8	1.47
29881	SCOPE KNEE SURG;W/MENISCECT MED/	307	2.6	0.99
69436	TYMPANOSTOMY GENERAL ANESTHESIA	278	2.3	1.65
47562	LAPAROSCOPY SURGICAL; CHOLECT	268	2.2	0.63
88305	LEVEL IV - SURG PATH GROSS&MIC E	239	2.0	1.89
28285	CORRECTION HAMMERTOE	204	1.7	0.41
49505	REPR INIT ING HERNIA 5YR/MORE; R	198	1.6	0.79
66984	EXTRACAPSULAR CATARACT REMV IOL	187	1.6	1.23
G0001	ROUTINE VENIPUNCT CLCT SPECIMEN	162	1.3	0.69
64721	NEUROPLASTY; MEDIAN @ CARPAL TUN	147	1.2	0.60
42820	T&A; UNDER AGE 12	139	1.2	1.02
30520	SEPTOPLASTY/SUBMUCOS RES W/GFT	132	1.1	0.61
86901	BLOOD TYPING; RH	129	1.1	0.47
29880	SCOPE KNEE SURG;W/MENISCECT MED&	127	1.1	0.28
86900	BLOOD TYPING; ABO	127	1.1	0.36

SOURCE: Utah Ambulatory Surgery Database
 Utah Health Data Committee/Office of Health Care Statistics

AMB ST 1-3

UTAH HOSPITAL AND FREESTANDING AMBULATORY SURGERY CENTER (FASC) UTILIZATION AND CHARGE PROFILE OF OUTPATIENT SURGERY, 2002
 AVERAGE TOTAL CHARGES FOR MOST COMMONLY PERFORMED CPT-4 AND ICD-9 PROCEDURES, SINGLE ICD-9 OR CPT-4 ONLY

118 Alta View Hospital

ICD-9 CODE	ICD-9 DESCRIPTION	#	AVE TOT CHR	AVE TOT CHR (ALL Hospitals)
ICD-9 Procedures		4,141	\$1,614	\$2,254
4523	COLONOSCOPY	598	\$998	\$782
4516	ESOPHAGOGASTRODUODENOSCPY-CLO BX	440	\$1,129	\$938
4542	ENDO POLYPECTOMY LG INTESTINE	367	\$1,185	\$1,037
5123	LAP CHOLEY	249	\$3,098	\$4,729
283	TONSILLECTOMY W/ADENOIDECTOMY	163	\$1,196	\$1,655
4525	CLO [ENDO] BX LG INTESTINE	154	\$1,187	\$1,109
6952	ASPIR CURET FOLLOWING DELIV/AB	134	\$1,391	\$1,722
0443	RELEASE CARPAL TUNNEL	120	\$1,377	\$1,705
8521	LOC EXC LES BREAST	102	\$1,506	\$2,019
5304	UNILAT REPR INDIRECT ING HERN-GFT	76	\$1,571	\$2,917
4836	[ENDO] POLYPECTOMY RECTUM	73	\$1,163	\$1,034
8221	EXC LES TENDON SHEATH HAND	69	\$1,296	\$1,707
7751	BUNIONEC SOFT-OSTEOT 1ST METATARS	51	\$2,008	\$2,849
282	TONSILLECTOMY WO ADENOIDECTOMY	47	\$1,266	\$1,956
5303	UNILAT REPR DIRECT ING HERN-GFT	42	\$1,686	\$3,023
8201	EXPLOR TENDON SHEATH HAND	40	\$1,221	\$1,656
8532	BILAT REDUC MAMMO	40	\$4,159	\$5,344
6629	OTH BIL ENDO DESTRUC FALLOP TUBES	37	\$1,793	\$2,510
7936	OP REDUC FX W/INT FIX-TIBIA & FIB	32	\$2,664	\$4,108
6909	OTH D&C UTERUS	31	\$1,036	\$1,868

CPT-4 CODE	CPT-4 DESCRIPTION	#	AVE TOT CHR	AVE TOT CHR (ALL Hospitals)
CPT-4 Procedures		4,849	\$1,646	\$2,003
45378	COLONOSCOPY FLEX; DX-SEP PROC	597	\$998	\$741
45385	COLONOSCOPY FLEX; W/REMV LES-SNA	473	\$1,198	\$947
43239	UGI ENDO; W/BX 1/MX	418	\$1,127	\$889
47562	LAPAROSCOPY SURGICAL; CHOLECT	242	\$3,088	\$4,941
45380	COLONOSCOPY FLEX; W/BX 1/MX	195	\$1,197	\$1,052
69436	TYMPANOSTOMY GENERAL ANESTHESIA	195	\$588	\$934
66984	EXTRACAPSULAR CATARACT REMV IOL	181	\$2,798	\$2,599
49505	REPR INIT ING HERNIA 5YR/MORE; R	154	\$1,751	\$2,803
64721	NEUROPLASTY; MEDIAN @ CARPAL TUN	126	\$1,381	\$1,670
42820	T&A; UNDER AGE 12	119	\$1,174	\$1,610
19120	EXC BRST CYST TUMR/LES OPN M/F 1	78	\$1,398	\$1,911
20680	REMOVAL OF IMPLANT; DEEP	74	\$1,161	\$2,123
29881	SCOPE KNEE SURG;W/MENISCECT MED/	64	\$2,337	\$3,358
58662	LAP SURG; W/FULG/EXCIS LES-OVARY	58	\$2,084	\$3,295
25111	EXCISION OF GANGLION WRIST; PRIM	50	\$1,324	\$1,726
42821	T&A; AGE 12 OR OVER	47	\$1,243	\$1,830
41899	UNLIST PROC DENTOALVEOL STRUCTUR	44	\$1,447	\$1,813
42826	TONSILLECTOMY PRIM/SEC; AGE 12/O	40	\$1,297	\$2,061
29877	SCOPE KNEE SURG; DEBRID/SHAVE CA	36	\$2,300	\$3,012
28299	CORR HALLUX VALGUS; DBL OSTEOT	35	\$1,998	\$3,198

SOURCE: Utah Ambulatory Surgery Database
 Utah Health Data Committee/Office of Health Care Statistics

AMB ST 1-4

UTAH HOSPITAL AND FREESTANDING AMBULATORY SURGERY CENTER (FASC) UTILIZATION AND CHARGE PROFILE OF OUTPATIENT SURGERY, 2002
PROCEDURE APG CATEGORY, PROCEDURE APG

118 Alta View Hospital

Procedure APG category	Procedure APG	TOTAL #	TOTAL # (ALL Hospitals)
01	INTEGUMENTARY SYSTEM	396	13,519
	002 SUPERFICIAL NEEDLE BIOPSY AND ASPIRATION	1	2,597
	003 COMPLEX INCISION AND DRAINAGE	4	106
	004 SIMPLE INCISION AND DRAINAGE	7	96
	006 SIMPLE DEBRIDEMENT AND DESTRUCTION	16	588
	007 COMPLEX EXCISION, BIOPSY AND DEBRIDEMENT	72	1,731
	008 SIMPLE EXCISION AND BIOPSY	57	1,756
	009 COMPLEX SKIN REPAIRS INCL INTEGUMENT GRAFTS, TRANSFER & REARRANGE	65	1,422
	010 SIMPLE SKIN REPAIR	19	599
	011 SIMPLE INCISION AND EXCISION OF BREAST	131	3,917
	012 BREAST RECONSTRUCTION AND MASTECTOMY	24	671
02	MUSCULOSKELETAL SYSTEM	3,109	42,903
	021 COMPLEX MUSCULOSKELETAL PROCEDURES EXCLUDING HAND AND FOOT	395	5,617
	022 SIMPLE MUSCULOSKELETAL PROCEDURES EXCLUDING HAND AND FOOT	136	1,767
	023 COMPLEX HAND AND FOOT MUSCULOSKELETAL PROCEDURES	72	1,639
	024 SIMPLE HAND AND FOOT MUSCULOSKELETAL PROCEDURES	735	9,596
	025 ARTHROSCOPY	1,358	17,119
	028 CLOSED TREATMENT FX & DISLOCATION OF FINGER, TOE & TRUNK	3	35
	029 CLOSED TREATMENT FX & DISLOCATION EXC FINGER, TOE & TRUNK	30	627
	030 OPEN OR PERCUTANEOUS TREATMENT OF FRACTURES	159	2,741
	031 BONE OR JOINT MANIPULATION UNDER ANESTHESIA	18	332
	032 BUNION PROCEDURES	168	1,318
	033 ARTHROPLASTY	14	483
	034 HAND AND FOOT TENOTOMY	6	167
	035 ARTHROCENTESIS AND LIGAMENT OR TENDON INJECTION	15	1,334
03	RESPIRATORY SYSTEM	205	6,869
	052 NEEDLE AND CATHETER BIOPSY, ASPIRATION, LAVAGE AND INTUBATION	3	545
	053 COMPLEX ENDOSCOPY OF THE UPPER AIRWAY	188	4,423
	054 SIMPLE ENDOSCOPY OF THE UPPER AIRWAY	5	329
	055 ENDOSCOPY OF THE LOWER AIRWAY	9	1,188
04	CARDIOVASCULAR SYSTEM	11	23,208
	080 MINOR VASCULAR REPAIR AND FISTULA CONSTRUCTION	4	1,191
	081 SECONDARY VARICOSE VEINS AND VASCULAR INJECTION	6	296
	082 VASCULAR LIGATION	1	507
05	HEMATOLOGIC, LYMPHATIC, AND ENDOCRINE	49	2,265
	095 DEEP LYMPH STRUCTURE AND THYROID PROCEDURES	49	1,385
06	DIGESTIVE SYSTEM	3,697	71,902
	112 ESOPHAGEAL DILATION WITHOUT ENDOSCOPY	11	1,062
	113 ANOSCOPY WITH BIOPSY AND DIAGNOSTIC PROCTOSIGMOIDOSCOPY	13	820
	114 PROCTOSIGMOIDOSCOPY WITH EXCISION OR BIOPSY	11	324
	115 DIAGNOSTIC UPPER GI ENDOSCOPY OR INTUBATION	743	15,392
	116 THERAPEUTIC UPPER GI ENDOSCOPY OR INTUBATION	111	3,826
	117 LOWER GASTROINTESTINAL ENDOSCOPY	1,671	27,082
	118 ERCP AND MISCELLANEOUS GI ENDOSCOPY PROCEDURES	12	1,441
	119 HERNIA AND HYDROCELE PROCEDURES	397	6,810
	120 COMPLEX ANAL AND RECTAL PROCEDURES	15	815

AMB ST 1-4

UTAH HOSPITAL AND FREESTANDING AMBULATORY SURGERY CENTER (FASC) UTILIZATION AND CHARGE PROFILE OF OUTPATIENT SURGERY, 2002
 PROCEDURE APG CATEGORY, PROCEDURE APG

118 Alta View Hospital

procedure APG category	procedure APG	TOTAL #	TOTAL # (ALL Hospitals)
	121 SIMPLE ANAL AND RECTAL PROCEDURES	12	464
	122 MISCELLANEOUS ABDOMINAL PROCEDURES	9	325
	123 COMPLEX LAPAROSCOPIC PROCEDURES	688	13,216
	124 SIMPLE LAPAROSCOPIC PROCEDURES	4	148
07	URINARY SYSTEM	395	6,921
	131 RENAL EXTRACORPOREAL SHOCK WAVE LITHOTRIPSY	27	705
	133 URINARY CATHETERIZATION AND DILATATION	16	344
	134 COMPLEX CYSTOURETHROSCOPY AND LITHOLAPAXY	180	2,910
	135 MODERATE CYSTOURETHROSCOPY	130	2,121
	136 SIMPLE CYSTOURETHROSCOPY	36	644
	137 COMPLEX URETHRAL PROCEDURES	3	97
	138 SIMPLE URETHRAL PROCEDURES	3	93
08	MALE GENITAL SYSTEM	115	2,946
	151 TESTICULAR AND EPIDIDYMAL PROCEDURES	67	1,341
	152 INSERTION OF PENILE PROSTHESIS	3	50
	153 COMPLEX PENILE PROCEDURES	2	327
	154 SIMPLE PENILE PROCEDURES	13	896
	155 PROSTATE NEEDLE AND PUNCH BIOPSY	30	332
09	FEMALE GENITAL SYSTEM	168	4,976
	173 TREATMENT OF SPONTANEOUS ABORTION	5	417
	176 COMPLEX FEMALE REPRODUCTIVE PROCEDURES	18	675
	177 SIMPLE FEMALE REPRODUCTIVE PROCEDURES	42	1,182
	178 DILATION AND CURETTAGE	44	891
	179 HYSTEROSCOPY	56	1,603
	180 COLPOSCOPY	3	184
10	NERVOUS SYSTEM	268	14,776
	195 NERVOUS SYSTEM INJECTIONS, STIMULATIONS OR CRANIAL TAP	45	9,554
	196 REVISION AND REMOVAL OF NEUROLOGICAL DEVICE	1	114
	197 NEUROSTIMULATOR AND VENTRICULAR SHUNT IMPLANTATION	13	422
	198 NERVE REPAIR AND DESTRUCTION	209	4,022
11	EYE AND OCULAR ADNEXA	275	10,576
	214 CATARACT PROCEDURES	200	4,643
	215 COMPLEX ANTERIOR SEGMENT EYE PROCEDURES	7	485
	216 MODERATE ANTERIOR SEGMENT EYE PROCEDURES	16	313
	217 SIMPLE ANTERIOR SEGMENT EYE PROCEDURES	4	197
	220 STRABISMUS AND MUSCLE EYE PROCEDURES	4	716
	221 COMPLEX REPAIR AND PLASTIC PROCEDURES OF EYE	40	694
	222 SIMPLE REPAIR AND PLASTIC PROCEDURES OF EYE	1	441
	223 VITRECTOMY	3	1,578
12	FACIAL, EAR, NOSE, MOUTH AND THROAT	1,545	28,144
	234 COMPLEX FACIAL AND ENT PROCEDURES	231	4,770
	235 SIMPLE FACIAL AND ENT PROCEDURES	959	15,563
	236 TONSIL AND ADENOID PROCEDURES	355	7,583
13	THERAPUTIC AND OTHER RADIOLOGICAL PROCEDURES	6	5,872
	254 MYELOGRAPHY	3	679
	255 MISCELLANEOUS RADIOLOGICAL PROCEDURES WITH CONTRAST	3	3,147

AMB ST 1-4

UTAH HOSPITAL AND FREESTANDING AMBULATORY SURGERY CENTER (FASC) UTILIZATION AND CHARGE PROFILE OF OUTPATIENT SURGERY, 2002
 PROCEDURE APG CATEGORY, PROCEDURE APG

118 Alta View Hospital

procedure APG category	procedure APG	TOTAL #	TOTAL # (ALL Hospitals)
14	PHYSICAL MEDICINE AND REHABILITATION	2	313
	272 PHYSICAL THERAPY	2	309

AMB ST 1-5

UTAH HOSPITAL AND FREESTANDING AMBULATORY SURGERY CENTER (FASC) UTILIZATION AND CHARGE PROFILE OF OUTPATIENT SURGERY, 2002
 PROCEDURE APG CATEGORY, PROCEDURE APG, SINGLE APG ONLY

118 Alta View Hospital

Procedure APG category	Procedure APG	TOTAL #	AVE TOT CHR	AVE TOT CHR(ALL Hospitals)
01	INTEGUMENTARY SYSTEM	148	\$1,392	\$2,141
	003 COMPLEX INCISION AND DRAINAGE	2	\$1,105	\$2,578
	006 SIMPLE DEBRIDEMENT AND DESTRUCTION	3	\$1,272	\$1,861
	007 COMPLEX EXCISION, BIOPSY AND DEBRIDEMENT	33	\$1,182	\$2,263
	008 SIMPLE EXCISION AND BIOPSY	7	\$1,112	\$2,174
	011 SIMPLE INCISION AND EXCISION OF BREAST	87	\$1,422	\$1,987
	012 BREAST RECONSTRUCTION AND MASTECTOMY	16	\$1,845	\$3,739
02	MUSCULOSKELETAL SYSTEM	861	\$2,031	\$2,888
	021 COMPLEX MUSCULOSKELETAL PROCEDURES EXCLUDING HAND AND FOOT	65	\$2,429	\$3,672
	022 SIMPLE MUSCULOSKELETAL PROCEDURES EXCLUDING HAND AND FOOT	28	\$1,768	\$2,693
	023 COMPLEX HAND AND FOOT MUSCULOSKELETAL PROCEDURES	24	\$2,147	\$3,163
	024 SIMPLE HAND AND FOOT MUSCULOSKELETAL PROCEDURES	308	\$1,365	\$2,059
	025 ARTHROSCOPY	227	\$2,840	\$3,554
	028 CLOSED TREATMENT FX & DISLOCATION OF FINGER, TOE & TRUNK	2	\$1,046	\$1,528
	029 CLOSED TREATMENT FX & DISLOCATION EXC FINGER, TOE & TRUNK	16	\$1,490	\$2,107
	030 OPEN OR PERCUTANEOUS TREATMENT OF FRACTURES	108	\$2,104	\$3,403
	031 BONE OR JOINT MANIPULATION UNDER ANESTHESIA	2	\$1,731	\$2,080
	032 BUNION PROCEDURES	74	\$1,987	\$2,827
	033 ARTHROPLASTY	7	\$3,047	\$3,660
03	RESPIRATORY SYSTEM	10	\$1,797	\$1,741
	053 COMPLEX ENDOSCOPY OF THE UPPER AIRWAY	5	\$1,894	\$3,025
	054 SIMPLE ENDOSCOPY OF THE UPPER AIRWAY	1	\$2,267	\$1,300
	055 ENDOSCOPY OF THE LOWER AIRWAY	4	\$1,558	\$1,469
04	CARDIOVASCULAR SYSTEM	2	\$1,246	\$4,411
	081 SECONDARY VARICOSE VEINS AND VASCULAR INJECTION	1	\$1,023	\$3,224
	082 VASCULAR LIGATION	1	\$1,469	\$3,615
05	HEMATOLOGIC, LYMPHATIC, AND ENDOCRINE	21	\$2,545	\$2,960
	095 DEEP LYMPH STRUCTURE AND THYROID PROCEDURES	21	\$2,545	\$3,516
06	DIGESTIVE SYSTEM	2,487	\$1,486	\$1,572
	113 ANOSCOPY WITH BIOPSY AND DIAGNOSTIC PROCTOSIGMOIDOSCOPY	11	\$1,305	\$592
	114 PROCTOSIGMOIDOSCOPY WITH EXCISION OR BIOPSY	4	\$1,019	\$671
	115 DIAGNOSTIC UPPER GI ENDOSCOPY OR INTUBATION	441	\$1,121	\$827
	116 THERAPEUTIC UPPER GI ENDOSCOPY OR INTUBATION	32	\$1,521	\$1,177
	117 LOWER GASTROINTESTINAL ENDOSCOPY	1,285	\$1,104	\$860
	118 ERCP AND MISCELLANEOUS GI ENDOSCOPY PROCEDURES	2	\$2,302	\$2,194
	119 HERNIA AND HYDROCELE PROCEDURES	227	\$1,679	\$2,637
	120 COMPLEX ANAL AND RECTAL PROCEDURES	13	\$1,729	\$2,094
	121 SIMPLE ANAL AND RECTAL PROCEDURES	8	\$1,500	\$1,884
	122 MISCELLANEOUS ABDOMINAL PROCEDURES	4	\$1,342	\$2,210
	123 COMPLEX LAPAROSCOPIC PROCEDURES	458	\$2,802	\$4,623
	124 SIMPLE LAPAROSCOPIC PROCEDURES	2	\$2,882	\$6,301
07	URINARY SYSTEM	85	\$1,911	\$3,060
	131 RENAL EXTRACORPOREAL SHOCK WAVE LITHOTRIPSY	3	\$3,624	\$4,872
	133 URINARY CATHETERIZATION AND DILATATION	6	\$1,747	\$2,620
	134 COMPLEX CYSTOURETHROSCOPY AND LITHOLAPAXY	27	\$2,212	\$3,123
	135 MODERATE CYSTOURETHROSCOPY	38	\$1,663	\$2,505

AMB ST 1-5

UTAH HOSPITAL AND FREESTANDING AMBULATORY SURGERY CENTER (FASC) UTILIZATION AND CHARGE PROFILE OF OUTPATIENT SURGERY, 2002
 PROCEDURE APG CATEGORY, PROCEDURE APG, SINGLE APG ONLY

118 Alta View Hospital

procedure APG category	Procedure APG	TOTAL #	AVE TOT CHRGR	AVE TOT CHRGR(ALL Hospitals)
	136 SIMPLE CYSTOURETHROSCOPY	10	\$1,162	\$1,505
	137 COMPLEX URETHRAL PROCEDURES	1	\$6,575	\$2,659
08	MALE GENITAL SYSTEM	62	\$2,643	\$2,312
	151 TESTICULAR AND EPIDIDYMAL PROCEDURES	26	\$1,347	\$2,147
	152 INSERTION OF PENILE PROSTHESIS	2	\$10,603	\$10,127
	153 COMPLEX PENILE PROCEDURES	1	\$6,313	\$2,333
	154 SIMPLE PENILE PROCEDURES	9	\$1,295	\$1,239
	155 PROSTATE NEEDLE AND PUNCH BIOPSY	24	\$3,736	\$4,027
09	FEMALE GENITAL SYSTEM	108	\$1,662	\$2,440
	176 COMPLEX FEMALE REPRODUCTIVE PROCEDURES	12	\$2,866	\$3,888
	177 SIMPLE FEMALE REPRODUCTIVE PROCEDURES	27	\$1,378	\$2,279
	178 DILATION AND CURETTAGE	33	\$1,045	\$1,640
	179 HYSTEROSCOPY	35	\$2,028	\$2,869
	180 COLPOSCOPY	1	\$2,476	\$1,261
10	NERVOUS SYSTEM	168	\$1,717	\$1,212
	195 NERVOUS SYSTEM INJECTIONS, STIMULATIONS OR CRANIAL TAP	16	\$81	\$543
	196 REVISION AND REMOVAL OF NEUROLOGICAL DEVICE	1	\$1,243	\$3,648
	197 NEUROSTIMULATOR AND VENTRICULAR SHUNT IMPLANTATION	4	\$15,930	\$21,111
	198 NERVE REPAIR AND DESTRUCTION	147	\$1,511	\$1,869
11	EYE AND OCULAR ADNEXA	210	\$2,737	\$2,298
	214 CATARACT PROCEDURES	194	\$2,799	\$2,599
	215 COMPLEX ANTERIOR SEGMENT EYE PROCEDURES	1	\$1,387	\$1,885
	216 MODERATE ANTERIOR SEGMENT EYE PROCEDURES	7	\$2,014	\$1,811
	217 SIMPLE ANTERIOR SEGMENT EYE PROCEDURES	2	\$2,054	\$1,936
	220 STRABISMUS AND MUSCLE EYE PROCEDURES	1	\$2,262	\$1,590
	221 COMPLEX REPAIR AND PLASTIC PROCEDURES OF EYE	4	\$2,060	\$2,323
	222 SIMPLE REPAIR AND PLASTIC PROCEDURES OF EYE	1	\$1,513	\$1,230
12	FACIAL, EAR, NOSE, MOUTH AND THROAT	581	\$1,072	\$1,870
	234 COMPLEX FACIAL AND ENT PROCEDURES	55	\$2,047	\$3,757
	235 SIMPLE FACIAL AND ENT PROCEDURES	296	\$791	\$1,293
	236 TONSIL AND ADENOID PROCEDURES	230	\$1,201	\$1,733

AMB ST 1-6

UTAH HOSPITAL AND FREESTANDING AMBULATORY SURGERY CENTER (FASC) UTILIZATION AND CHARGE PROFILE OF OUTPATIENT SURGERY, 2002
 NUMBER OF SELECTED AMBULATORY SURGERY PATIENT VISITS BY PATIENT PROFILE

118 Alta View Hospital

Patient Profile	Patient Visits		Patient Visits-All Hospitals	
	(#)	(%)	(#)	(%)
GENDER				
Female	4,360	57.7	99,046	54.3
Male	3,192	42.3	83,377	45.7
Unknown	0	0.0	1	0.0
Not Reported	0	0.0	3	0.0
AGE				
1-28 days	0	0.0	201	0.1
29-365 days	64	0.8	2,806	1.5
1-4 years	413	5.5	10,230	5.6
5-9	203	2.7	5,477	3.0
10-14	183	2.4	4,621	2.5
15-17	213	2.8	4,481	2.5
18-19	206	2.7	3,763	2.1
20-24	521	6.9	11,153	6.1
25-29	500	6.6	10,390	5.7
30-34	513	6.8	10,476	5.7
35-39	459	6.1	10,951	6.0
40-44	593	7.9	13,202	7.2
45-49	638	8.4	14,095	7.7
50-54	795	10.5	15,731	8.6
55-59	636	8.4	13,738	7.5
60-64	485	6.4	11,970	6.6
65-69	365	4.8	11,268	6.2
70-74	305	4.0	10,407	5.7
75-79	244	3.2	8,832	4.8
80-84	135	1.8	5,577	3.1
85-89	67	0.9	2,334	1.3
90 +	14	0.2	720	0.4
Not Reported	0	0.0	205	0.1
SOURCE OF ADMISSION				
Physician Referral	7,446	98.6	170,677	93.6
Clinic Referral	3	0.0	371	0.2
HMO Referral	0	0.0	163	0.1
Other Hospital	0	0.0	143	0.1
Skilled Nursing Facility	0	0.0	17	0.0
Other Health Care Facility	0	0.0	19	0.0
Emergency Room	103	1.4	3,138	1.7
Court/Law Enforcement	0	0.0	4	0.0
Unknown	0	0.0	3,312	1.8
Not Reported	0	0.0	4,583	2.5

(Continued)

AMB ST 1-6

UTAH HOSPITAL AND FREESTANDING AMBULATORY SURGERY CENTER (FASC) UTILIZATION AND CHARGE PROFILE OF OUTPATIENT SURGERY, 2002
 NUMBER OF SELECTED AMBULATORY SURGERY PATIENT VISITS BY PATIENT PROFILE

118 Alta View Hospital

Patient Profile	Patient Visits		Patient Visits-All Hospitals	
	(#)	(%)	(#)	(%)
DISCHARGE STATUS				
Home or Self Care	7,546	99.9	181,621	99.6
Another Hospital	1	0.0	132	0.1
Skilled Nursing Facility	2	0.0	207	0.1
Intermediate Care Facility	0	0.0	14	0.0
Another Type of Institution	0	0.0	41	0.0
Under Care of Home Service	2	0.0	184	0.1
Left Against Medical Advice	1	0.0	13	0.0
Under Care of Home IV Provider	0	0.0	8	0.0
Expired	0	0.0	6	0.0
Unknown	0	0.0	189	0.1
Not Reported	0	0.0	12	0.0
PRIMARY PAYER				
Medicare	1,083	14.3	39,406	21.6
Medicaid	255	3.4	12,181	6.7
Other government	50	0.7	2,765	1.5
Blue Cross/Blue Shield	323	4.3	25,235	13.8
Other Commercial	696	9.2	17,505	9.6
Managed Care(HMO, PPO)	4,833	64.0	77,069	42.2
Self Pay	126	1.7	2,955	1.6
Industrial & Worker Comp	147	1.9	3,998	2.2
Charity and Unclassified	2	0.0	123	0.1
Childrens Health Insurance	10	0.1	346	0.2
Unknown	27	0.4	703	0.4
Not Reported	0	0.0	141	0.1
LOCAL HEALTH DISTRICT OF PATIENT RESIDENCE				
Bear River	15	0.2	12,345	6.8
Central Utah	21	0.3	6,772	3.7
Davis County	88	1.2	19,304	10.6
Salt Lake County	6,974	92.3	62,264	34.1
Southeastern Utah	9	0.1	4,319	2.4
Southwest Utah	14	0.2	11,788	6.5
Summit County	46	0.6	1,676	0.9
Tooele County	70	0.9	3,248	1.8
Tri-County	13	0.2	4,686	2.6
Utah County	186	2.5	31,011	17.0
Wasatch County	12	0.2	1,317	0.7
Weber County	17	0.2	15,685	8.6
Unknown Utah	0	0.0	56	0.0
Outside Utah	87	1.2	7,881	4.3
Unknown, Not Reported	0	0.0	75	0.0

SOURCE: Utah Ambulatory Surgery Database,
 Utah Health Data Committee/Office of Health Care Statistics.

AMB ST 1-1

UTAH HOSPITAL AND FREESTANDING AMBULATORY SURGERY CENTER (FASC) UTILIZATION AND CHARGE PROFILE OF OUTPATIENT SURGERY, 2002
 NUMBER OF CPT-4 AND ICD-9 PROCEDURES BY SELECTED AMBULATORY SURGERY REPORTING CATEGORY

136 American Fork Hospital

Reporting Category (ICD-9-CM CODES)	Procedures Performed		Procedures Performed-All Hospitals	
	(#)	(%)	(#)	(%)
Reporting Category (ICD-9-CM CODES)	10,369	100.0	300,948	100.0
Mastectomy (85.0-85.99)	193	1.9	6,951	2.3
Musculoskeletal (76.0-84.99)	2,296	22.1	53,689	17.8
Respiratory (30.0-34.99)	24	0.2	2,595	0.9
Cardiovascular (35.0-39.99)	112	1.1	13,957	4.6
Lymphatic/Hemetic (40.0-41.99)	38	0.4	2,092	0.7
Digestive System (42.0-54.99)	3,123	30.1	79,482	26.4
Urinary (55.0-59.99)	156	1.5	7,394	2.5
Male Genital (60.0-64.99)	96	0.9	3,824	1.3
Female Genital (65.0-71.99)	1,099	10.6	12,874	4.3
Endocrine/Nervous (01.0-07.99)	474	4.6	19,288	6.4
Eye (08.0-16.99)	415	4.0	19,110	6.3
Ear (18.0-20.99)	972	9.4	14,450	4.8
Nose, Mouth, Pharynx (21.0-29.99)	762	7.3	29,272	9.7
Other*	609	5.9	35,970	12.0
Reporting Category (CPT-4 CODES)	10,652	100.0	363,184	100.0
Mastectomy (19120-19220)	142	1.3	3,282	0.9
Musculoskeletal (20000-29909)	2,608	24.5	49,166	13.5
Respiratory (30000-32999)	193	1.8	12,335	3.4
Cardiovascular (33010-37799 & 93501-93660)	118	1.1	30,942	8.5
Lymphatic/Hemetic (38100-38999)	30	0.3	1,669	0.5
Diaphragm (39501-39599)	0	0.0	3	0.0
Digestive System (40490-49999)	3,514	33.0	84,020	23.1
Urinary (50010-53899)	163	1.5	8,260	2.3
Male Genital (54000-55899)	90	0.8	3,300	0.9
Female Genital (56405-58999)	702	6.6	8,683	2.4
Endocrine/Nervous (60000-64999)	239	2.2	17,357	4.8
Eye (65091-68899)	224	2.1	10,599	2.9
Ear (69000-69979)	526	4.9	8,100	2.2
Other*	2,103	19.7	125,468	34.5

SOURCE: Utah Ambulatory Surgery Database

Utah Health Data Committee/Office of Health Care Statistics.

* Procedure falls outside reporting categories.

AMB ST 1-2

UTAH HOSPITAL AND FREESTANDING AMBULATORY SURGERY CENTER (FASC) UTILIZATION AND CHARGE PROFILE OF OUTPATIENT SURGERY, 2002
 MOST COMMONLY PERFORMED CPT-4 AND ICD-9 PROCEDURES

136 American Fork Hospital

ICD-9 CODE	ICD-9 DESCRIPTION	#	%	% ALL Hospitals
All ICD-9 Procedures		10,369	100.0	100.0
2001	MYRINGOTOMY W/INSRT TUBE	908	8.8	3.82
4523	COLONOSCOPY	654	6.3	4.95
4516	ESOPHAGOGASTRODUODENOSCPY-CLO BX	400	3.9	4.22
4513	OTH ENDO SM INTESTINE	352	3.4	1.87
5123	LAP CHOLEY	297	2.9	1.92
8753	INTRAOP CHOLANGIOGRAM	275	2.7	1.09
283	TONSILLECTOMY W/ADENOIDECTOMY	259	2.5	1.61
4542	ENDO POLYPECTOMY LG INTESTINE	231	2.2	2.58
0443	RELEASE CARPAL TUNNEL	209	2.0	1.12
6952	ASPIR CURET FOLLOWING DELIV/AB	201	1.9	0.48
1341	PHACOEMULSIFICATION-ASPIR CATARACT	178	1.7	1.53
1371	IOL PROSTH-CATARACT EXTRACT-1-STAGE	176	1.7	1.56
806	EXC SEMILUNAR CARTILAGE-KNEE	169	1.6	1.56
0407	OTH EXC/AVUL CRANIAL & PERIPH NERV	137	1.3	0.22
4292	DILAT ESOPH	118	1.1	1.18
8521	LOC EXC LES BREAST	118	1.1	1.03
4525	CLO [ENDO] BX LG INTESTINE	110	1.1	1.85
6525	OTH LAP LOC EXC/DESTRUC OVARY	110	1.1	0.23
7756	REPR HAMMER TOE	108	1.0	0.38
7032	EXC/DESTRUC LES CUL-DE-SAC	105	1.0	0.22

CPT-4 CODE	CPT-4 DESCRIPTION	#	%	% ALL Hospitals
All CPT-4 Procedures		10,652	100.0	100.0
45378	COLONOSCOPY FLEX; DX-SEP PROC	661	6.2	3.53
69436	TYMPANOSTOMY GENERAL ANESTHESIA	469	4.4	1.65
43239	UGI ENDO; W/BX 1/MX	397	3.7	3.22
88305	LEVEL IV - SURG PATH GROSS&MIC E	305	2.9	1.89
43235	UGI ENDO; DX W/NO CLCT SPECMN-SP	280	2.6	0.99
47563	LAPARSCPY SURG; CHOLECT W/CHOLAN	270	2.5	0.89
G0001	ROUTINE VENIPUNCT CLCT SPECIMEN	246	2.3	0.69
42820	T&A; UNDER AGE 12	218	2.0	1.02
86901	BLOOD TYPING; RH	183	1.7	0.47
66984	EXTRACAPSULAR CATARACT REMV IOL	180	1.7	1.23
28285	CORRECTION HAMMERTOES	176	1.7	0.41
58662	LAP SURG; W/FULG/EXCIS LES-OVARY	163	1.5	0.42
45385	COLONOSCOPY FLEX; W/REMV LES-SNA	159	1.5	2.05
99201	OFC/OUTPT E&M NEW MINOR 10 MIN	158	1.5	0.51
29881	SCOPE KNEE SURG;W/MENISCECT MED/	145	1.4	0.99
29848	ENDO WRST SURG REL TRNS CARP LIG	142	1.3	0.22
49505	REPR INIT ING HERNIA 5YR/MORE; R	126	1.2	0.79
28080	EXC INTERDIGTL NEUROMA SINGLE EA	115	1.1	0.15
45380	COLONOSCOPY FLEX; W/BX 1/MX	113	1.1	1.47
43249	UGI ENDO; W/BALLOON DILAT ESOPHA	110	1.0	0.48

SOURCE: Utah Ambulatory Surgery Database
 Utah Health Data Committee/Office of Health Care Statistics

AMB ST 1-3

UTAH HOSPITAL AND FREESTANDING AMBULATORY SURGERY CENTER (FASC) UTILIZATION AND CHARGE PROFILE OF OUTPATIENT SURGERY, 2002
 AVERAGE TOTAL CHARGES FOR MOST COMMONLY PERFORMED CPT-4 AND ICD-9 PROCEDURES, SINGLE ICD-9 OR CPT-4 ONLY

136 American Fork Hospital

ICD-9 CODE	ICD-9 DESCRIPTION	#	AVE TOT CHR	AVE TOT CHR(ALL Hospitals)
ICD-9 Procedures		3,793	\$1,385	\$2,254
4523	COLONOSCOPY	549	\$551	\$782
4516	ESOPHAGOGASTRODUODENOSCPY-CLO BX	241	\$633	\$938
283	TONSILLECTOMY W/ADENOIDECTOMY	213	\$1,232	\$1,655
4513	OTH ENDO SM INTESTINE	212	\$442	\$756
6952	ASPIR CURET FOLLOWING DELIV/AB	190	\$792	\$1,722
4542	ENDO POLYPECTOMY LG INTESTINE	160	\$837	\$1,037
0443	RELEASE CARPAL TUNNEL	121	\$1,533	\$1,705
4524	FLEX SIGMOIDOSCOPY	86	\$584	\$456
282	TONSILLECTOMY WO ADENOIDECTOMY	85	\$1,186	\$1,956
4709	OTH APPEENDECTOMY	80	\$3,275	\$3,684
8521	LOC EXC LES BREAST	70	\$1,276	\$2,019
5304	UNILAT REPR INDIRECT ING HERN-GFT	69	\$1,866	\$2,917
0407	OTH EXC/AVUL CRANIAL & PERIPH NERV	54	\$1,305	\$1,812
4525	CLO [ENDO] BX LG INTESTINE	52	\$781	\$1,109
8221	EXC LES TENDON SHEATH HAND	51	\$1,440	\$1,707
806	EXC SEMILUNAR CARTILAGE-KNEE	45	\$2,470	\$3,545
6629	OTH BIL ENDO DESTRUC FALLOP TUBES	42	\$1,938	\$2,510
8201	EXPLOR TENDON SHEATH HAND	42	\$1,151	\$1,656
6909	OTH D&C UTERUS	40	\$1,296	\$1,868
4701	LAP APPEENDECTOMY	37	\$4,056	\$5,663

CPT-4 CODE	CPT-4 DESCRIPTION	#	AVE TOT CHR	AVE TOT CHR(ALL Hospitals)
CPT-4 Procedures		4,328	\$1,476	\$2,003
45378	COLONOSCOPY FLEX; DX-SEP PROC	553	\$551	\$741
69436	TYMPANOSTOMY GENERAL ANESTHESIA	328	\$728	\$934
47563	LAPARSCPY SURG; CHOLECT W/CHOLAN	237	\$2,936	\$4,959
43239	UGI ENDO; W/BX 1/MX	234	\$625	\$889
43235	UGI ENDO; DX W/WO CLCT SPECMN-SP	208	\$433	\$661
42820	T&A; UNDER AGE 12	177	\$1,222	\$1,610
66984	EXTRACAPSULAR CATARACT REMV IOL	174	\$2,526	\$2,599
29848	ENDO WRST SURG REL TRNS CARP LIG	118	\$1,611	\$1,969
45385	COLONOSCOPY FLEX; W/REMV LES-SNA	107	\$782	\$947
49505	REPR INIT ING HERNIA 5YR/MORE; R	100	\$1,684	\$2,803
45330	SIGMOIDOSCOPY FLEX; DX-SEP PROC	85	\$551	\$408
42826	TONSILLECTOMY PRIM/SEC; AGE 12/O	71	\$1,183	\$2,061
44950	APPEENDECTOMY;	71	\$3,218	\$3,360
19120	EXC BRST CYST TUMR/LES OPN M/F 1	69	\$1,218	\$1,911
45384	COLONOSCPY FLEX; REMV LES-FORCE	64	\$831	\$1,252
43249	UGI ENDO; W/BALLOON DILAT ESOPHA	59	\$813	\$1,111
45380	COLONOSCOPY FLEX; W/BX 1/MX	59	\$787	\$1,052
20680	REMOVAL OF IMPLANT; DEEP	55	\$1,710	\$2,123
58670	LAPARSCPY SURGICAL; W/FULG OVIDU	44	\$1,940	\$2,636
25111	EXCISION OF GANGLION WRIST; PRIM	41	\$1,465	\$1,726

SOURCE: Utah Ambulatory Surgery Database
 Utah Health Data Committee/Office of Health Care Statistics

AMB ST 1-4

UTAH HOSPITAL AND FREESTANDING AMBULATORY SURGERY CENTER (FASC) UTILIZATION AND CHARGE PROFILE OF OUTPATIENT SURGERY, 2002
 PROCEDURE APG CATEGORY, PROCEDURE APG

136 American Fork Hospital

Procedure APG category	Procedure APG	TOTAL #	TOTAL # (ALL Hospitals)
01	INTEGUMENTARY SYSTEM	449	13,519
	002 SUPERFICIAL NEEDLE BIOPSY AND ASPIRATION	4	2,597
	003 COMPLEX INCISION AND DRAINAGE	10	106
	004 SIMPLE INCISION AND DRAINAGE	3	96
	006 SIMPLE DEBRIDEMENT AND DESTRUCTION	18	588
	007 COMPLEX EXCISION, BIOPSY AND DEBRIDEMENT	101	1,731
	008 SIMPLE EXCISION AND BIOPSY	89	1,756
	009 COMPLEX SKIN REPAIRS INCL INTEGUMENT GRAFTS, TRANSFER & REARRANGE	18	1,422
	010 SIMPLE SKIN REPAIR	46	599
	011 SIMPLE INCISION AND EXCISION OF BREAST	148	3,917
	012 BREAST RECONSTRUCTION AND MASTECTOMY	12	671
02	MUSCULOSKELETAL SYSTEM	2,446	42,903
	021 COMPLEX MUSCULOSKELETAL PROCEDURES EXCLUDING HAND AND FOOT	161	5,617
	022 SIMPLE MUSCULOSKELETAL PROCEDURES EXCLUDING HAND AND FOOT	79	1,767
	023 COMPLEX HAND AND FOOT MUSCULOSKELETAL PROCEDURES	105	1,639
	024 SIMPLE HAND AND FOOT MUSCULOSKELETAL PROCEDURES	936	9,596
	025 ARTHROSCOPY	820	17,119
	027 SPLINT, STRAPPING AND CAST REMOVAL	1	113
	028 CLOSED TREATMENT FX & DISLOCATION OF FINGER, TOE & TRUNK	2	35
	029 CLOSED TREATMENT FX & DISLOCATION EXC FINGER, TOE & TRUNK	32	627
	030 OPEN OR PERCUTANEOUS TREATMENT OF FRACTURES	135	2,741
	031 BONE OR JOINT MANIPULATION UNDER ANESTHESIA	5	332
	032 BUNION PROCEDURES	148	1,318
	033 ARTHROPLASTY	13	483
	034 HAND AND FOOT TENOTOMY	4	167
	035 ARTHROCENTESIS AND LIGAMENT OR TENDON INJECTION	5	1,334
03	RESPIRATORY SYSTEM	94	6,869
	052 NEEDLE AND CATHETER BIOPSY, ASPIRATION, LAVAGE AND INTUBATION	8	545
	053 COMPLEX ENDOSCOPY OF THE UPPER AIRWAY	63	4,423
	054 SIMPLE ENDOSCOPY OF THE UPPER AIRWAY	18	329
	055 ENDOSCOPY OF THE LOWER AIRWAY	2	1,188
	057 RESPIRATORY THERAPY	3	172
04	CARDIOVASCULAR SYSTEM	85	23,208
	075 PLACEMENT OF TRANSVENOUS CATHETERS	23	737
	077 ANGIOPLASTY AND TRANSCATHETER PROCEDURES	11	971
	079 REMOVAL AND REVISION OF PACEMAKER AND VASCULAR DEVICE	15	477
	080 MINOR VASCULAR REPAIR AND FISTULA CONSTRUCTION	29	1,191
	081 SECONDARY VARICOSE VEINS AND VASCULAR INJECTION	2	296
	082 VASCULAR LIGATION	5	507
05	HEMATOLOGIC, LYMPHATIC, AND ENDOCRINE	56	2,265
	091 CHEMOTHERAPY BY EXTENDED INFUSION	1	30
	092 CHEMOTHERAPY EXCEPT BY EXTENDED INFUSION	1	30
	093 PHLEBOTOMY	15	43
	094 BLOOD AND BLOOD PRODUCT EXCHANGE	1	14
	095 DEEP LYMPH STRUCTURE AND THYROID PROCEDURES	32	1,385
	097 TRANSFUSION	6	757

AMB ST 1-4

UTAH HOSPITAL AND FREESTANDING AMBULATORY SURGERY CENTER (FASC) UTILIZATION AND CHARGE PROFILE OF OUTPATIENT SURGERY, 2002
 PROCEDURE APG CATEGORY, PROCEDURE APG

136 American Fork Hospital

procedure APG category	procedure APG	TOTAL #	TOTAL # (ALL Hospitals)
06	DIGESTIVE SYSTEM	3,244	71,902
	112 ESOPHAGEAL DILATION WITHOUT ENDOSCOPY	10	1,062
	113 ANOSCOPY WITH BIOPSY AND DIAGNOSTIC PROCTOSIGMOIDOSCOPY	101	820
	114 PROCTOSIGMOIDOSCOPY WITH EXCISION OR BIOPSY	17	324
	115 DIAGNOSTIC UPPER GI ENDOSCOPY OR INTUBATION	678	15,392
	116 THERAPEUTIC UPPER GI ENDOSCOPY OR INTUBATION	180	3,826
	117 LOWER GASTROINTESTINAL ENDOSCOPY	1,050	27,082
	118 ERCP AND MISCELLANEOUS GI ENDOSCOPY PROCEDURES	11	1,441
	119 HERNIA AND HYDROCELE PROCEDURES	255	6,810
	120 COMPLEX ANAL AND RECTAL PROCEDURES	14	815
	121 SIMPLE ANAL AND RECTAL PROCEDURES	13	464
	122 MISCELLANEOUS ABDOMINAL PROCEDURES	19	325
	123 COMPLEX LAPAROSCOPIC PROCEDURES	889	13,216
	124 SIMPLE LAPAROSCOPIC PROCEDURES	7	148
07	URINARY SYSTEM	161	6,921
	131 RENAL EXTRACORPOREAL SHOCK WAVE LITHOTRIPSY	3	705
	133 URINARY CATHETERIZATION AND DILATATION	46	344
	134 COMPLEX CYSTOURETHROSCOPY AND LITHOLAPAXY	46	2,910
	135 MODERATE CYSTOURETHROSCOPY	45	2,121
	136 SIMPLE CYSTOURETHROSCOPY	15	644
	137 COMPLEX URETHRAL PROCEDURES	5	97
	138 SIMPLE URETHRAL PROCEDURES	1	93
08	MALE GENITAL SYSTEM	78	2,946
	151 TESTICULAR AND EPIDIDYMAL PROCEDURES	48	1,341
	153 COMPLEX PENILE PROCEDURES	1	327
	154 SIMPLE PENILE PROCEDURES	29	896
09	FEMALE GENITAL SYSTEM	318	4,976
	172 PROCEDURES FOR PREGNANCY AND NEONATAL CARE	1	16
	173 TREATMENT OF SPONTANEOUS ABORTION	4	417
	176 COMPLEX FEMALE REPRODUCTIVE PROCEDURES	32	675
	177 SIMPLE FEMALE REPRODUCTIVE PROCEDURES	120	1,182
	178 DILATION AND CURETTAGE	41	891
	179 HYSTEROSCOPY	100	1,603
	180 COLPOSCOPY	20	184
10	NERVOUS SYSTEM	198	14,776
	195 NERVOUS SYSTEM INJECTIONS, STIMULATIONS OR CRANIAL TAP	40	9,554
	198 NERVE REPAIR AND DESTRUCTION	149	4,022
	199 SPINAL TAP	9	496
11	EYE AND OCULAR ADNEXA	224	10,576
	211 MINOR OPHTHALMOLOGICAL TESTS AND PROCEDURES	1	55
	214 CATARACT PROCEDURES	180	4,643
	215 COMPLEX ANTERIOR SEGMENT EYE PROCEDURES	7	485
	216 MODERATE ANTERIOR SEGMENT EYE PROCEDURES	5	313
	217 SIMPLE ANTERIOR SEGMENT EYE PROCEDURES	15	197
	220 STRABISMUS AND MUSCLE EYE PROCEDURES	3	716
	221 COMPLEX REPAIR AND PLASTIC PROCEDURES OF EYE	1	694

AMB ST 1-4

UTAH HOSPITAL AND FREESTANDING AMBULATORY SURGERY CENTER (FASC) UTILIZATION AND CHARGE PROFILE OF OUTPATIENT SURGERY, 2002
 PROCEDURE APG CATEGORY, PROCEDURE APG

136 American Fork Hospital

procedure APG category	procedure APG	TOTAL #	TOTAL # (ALL Hospitals)
	222 SIMPLE REPAIR AND PLASTIC PROCEDURES OF EYE	12	441
12	FACIAL, EAR, NOSE, MOUTH AND THROAT	1,161	28,144
	233 NASAL CAUTERIZATION AND PACKING	8	182
	234 COMPLEX FACIAL AND ENT PROCEDURES	93	4,770
	235 SIMPLE FACIAL AND ENT PROCEDURES	593	15,563
	236 TONSIL AND ADENOID PROCEDURES	465	7,583
	237 SIMPLE AUDIOMETRY	2	10
13	THERAPUTIC AND OTHER RADIOLOGICAL PROCEDURES	20	5,872
	253 VASCULAR RADIOLOGY EXCEPT FOR VENOGRAPHY OF EXTREMITY	13	1,930
	255 MISCELLANEOUS RADIOLOGICAL PROCEDURES WITH CONTRAST	7	3,147
14	PHYSICAL MEDICINE AND REHABILITATION	1	313
	272 PHYSICAL THERAPY	1	309

AMB ST 1-5

UTAH HOSPITAL AND FREESTANDING AMBULATORY SURGERY CENTER (FASC) UTILIZATION AND CHARGE PROFILE OF OUTPATIENT SURGERY, 2002
 PROCEDURE APG CATEGORY, PROCEDURE APG, SINGLE APG ONLY

136 American Fork Hospital

Procedure APG category	Procedure APG	TOTAL #	AVE TOT CHR	AVE TOT CHR(ALL Hospitals)
01	INTEGUMENTARY SYSTEM	119	\$1,364	\$2,141
	002 SUPERFICIAL NEEDLE BIOPSY AND ASPIRATION	1	\$3,023	\$1,559
	003 COMPLEX INCISION AND DRAINAGE	1	\$1,375	\$2,578
	007 COMPLEX EXCISION, BIOPSY AND DEBRIDEMENT	20	\$1,563	\$2,263
	008 SIMPLE EXCISION AND BIOPSY	10	\$1,511	\$2,174
	009 COMPLEX SKIN REPAIRS INCL INTEGUMENT GRAFTS, TRANSFER & REARRAN	1	\$1,012	\$2,942
	011 SIMPLE INCISION AND EXCISION OF BREAST	83	\$1,263	\$1,987
	012 BREAST RECONSTRUCTION AND MASTECTOMY	3	\$1,893	\$3,739
02	MUSCULOSKELETAL SYSTEM	783	\$1,986	\$2,888
	021 COMPLEX MUSCULOSKELETAL PROCEDURES EXCLUDING HAND AND FOOT	68	\$2,672	\$3,672
	022 SIMPLE MUSCULOSKELETAL PROCEDURES EXCLUDING HAND AND FOOT	30	\$1,745	\$2,693
	023 COMPLEX HAND AND FOOT MUSCULOSKELETAL PROCEDURES	33	\$2,073	\$3,163
	024 SIMPLE HAND AND FOOT MUSCULOSKELETAL PROCEDURES	282	\$1,499	\$2,059
	025 ARTHROSCOPY	205	\$2,263	\$3,554
	029 CLOSED TREATMENT FX & DISLOCATION EXC FINGER, TOE & TRUNK	14	\$1,655	\$2,107
	030 OPEN OR PERCUTANEOUS TREATMENT OF FRACTURES	91	\$2,414	\$3,403
	032 BUNION PROCEDURES	51	\$1,766	\$2,827
	033 ARTHROPLASTY	8	\$3,998	\$3,660
	034 HAND AND FOOT TENOTOMY	1	\$1,128	\$1,641
03	RESPIRATORY SYSTEM	10	\$1,768	\$1,741
	052 NEEDLE AND CATHETER BIOPSY, ASPIRATION, LAVAGE AND INTUBATION	3	\$562	\$785
	053 COMPLEX ENDOSCOPY OF THE UPPER AIRWAY	7	\$2,285	\$3,025
04	CARDIOVASCULAR SYSTEM	3	\$3,077	\$4,411
	082 VASCULAR LIGATION	3	\$3,077	\$3,615
05	HEMATOLOGIC, LYMPHATIC, AND ENDOCRINE	12	\$2,263	\$2,960
	093 PHLEBOTOMY	1	\$52	\$51
	095 DEEP LYMPH STRUCTURE AND THYROID PROCEDURES	11	\$2,464	\$3,516
06	DIGESTIVE SYSTEM	2,064	\$1,220	\$1,572
	113 ANOSCOPY WITH BIOPSY AND DIAGNOSTIC PROCTOSIGMOIDOSCOPY	87	\$592	\$592
	114 PROCTOSIGMOIDOSCOPY WITH EXCISION OR BIOPSY	10	\$752	\$671
	115 DIAGNOSTIC UPPER GI ENDOSCOPY OR INTUBATION	442	\$535	\$827
	116 THERAPEUTIC UPPER GI ENDOSCOPY OR INTUBATION	99	\$819	\$1,177
	117 LOWER GASTROINTESTINAL ENDOSCOPY	791	\$625	\$860
	118 ERCP AND MISCELLANEOUS GI ENDOSCOPY PROCEDURES	2	\$1,835	\$2,194
	119 HERNIA AND HYDROCELE PROCEDURES	175	\$1,605	\$2,637
	120 COMPLEX ANAL AND RECTAL PROCEDURES	5	\$1,445	\$2,094
	121 SIMPLE ANAL AND RECTAL PROCEDURES	1	\$1,543	\$1,884
	122 MISCELLANEOUS ABDOMINAL PROCEDURES	5	\$938	\$2,210
	123 COMPLEX LAPAROSCOPIC PROCEDURES	445	\$3,013	\$4,623
	124 SIMPLE LAPAROSCOPIC PROCEDURES	2	\$4,099	\$6,301
07	URINARY SYSTEM	52	\$2,370	\$3,060
	133 URINARY CATHETERIZATION AND DILATATION	6	\$2,704	\$2,620
	134 COMPLEX CYSTOURETHROSCOPY AND LITHOLAPAXY	14	\$2,493	\$3,123
	135 MODERATE CYSTOURETHROSCOPY	16	\$2,566	\$2,505
	136 SIMPLE CYSTOURETHROSCOPY	10	\$1,422	\$1,505
	137 COMPLEX URETHRAL PROCEDURES	5	\$3,047	\$2,659

AMB ST 1-5

UTAH HOSPITAL AND FREESTANDING AMBULATORY SURGERY CENTER (FASC) UTILIZATION AND CHARGE PROFILE OF OUTPATIENT SURGERY, 2002
 PROCEDURE APG CATEGORY, PROCEDURE APG, SINGLE APG ONLY

136 American Fork Hospital

procedure APG category	Procedure APG	TOTAL #	AVE TOT CHRGR	AVE TOT CHRGR(ALL Hospitals)
	138 SIMPLE URETHRAL PROCEDURES	1	\$1,611	\$1,774
08	MALE GENITAL SYSTEM	47	\$1,394	\$2,312
	151 TESTICULAR AND EPIDIDYMAL PROCEDURES	25	\$1,679	\$2,147
	153 COMPLEX PENILE PROCEDURES	1	\$1,903	\$2,333
	154 SIMPLE PENILE PROCEDURES	21	\$1,032	\$1,239
09	FEMALE GENITAL SYSTEM	125	\$1,745	\$2,440
	176 COMPLEX FEMALE REPRODUCTIVE PROCEDURES	13	\$3,429	\$3,888
	177 SIMPLE FEMALE REPRODUCTIVE PROCEDURES	37	\$1,199	\$2,279
	178 DILATION AND CURETTAGE	30	\$1,081	\$1,640
	179 HYSTEROSCOPY	44	\$2,162	\$2,869
	180 COLPOSCOPY	1	\$1,643	\$1,261
10	NERVOUS SYSTEM	66	\$1,013	\$1,212
	195 NERVOUS SYSTEM INJECTIONS, STIMULATIONS OR CRANIAL TAP	18	\$214	\$543
	198 NERVE REPAIR AND DESTRUCTION	45	\$1,385	\$1,869
	199 SPINAL TAP	3	\$224	\$857
11	EYE AND OCULAR ADNEXA	200	\$2,342	\$2,298
	211 MINOR OPHTHALMOLOGICAL TESTS AND PROCEDURES	1	\$376	\$1,380
	214 CATARACT PROCEDURES	174	\$2,526	\$2,599
	215 COMPLEX ANTERIOR SEGMENT EYE PROCEDURES	7	\$436	\$1,885
	216 MODERATE ANTERIOR SEGMENT EYE PROCEDURES	1	\$1,583	\$1,811
	217 SIMPLE ANTERIOR SEGMENT EYE PROCEDURES	12	\$1,483	\$1,936
	221 COMPLEX REPAIR AND PLASTIC PROCEDURES OF EYE	1	\$2,296	\$2,323
	222 SIMPLE REPAIR AND PLASTIC PROCEDURES OF EYE	4	\$954	\$1,230
12	FACIAL, EAR, NOSE, MOUTH AND THROAT	703	\$1,009	\$1,870
	233 NASAL CAUTERIZATION AND PACKING	4	\$2,027	\$1,788
	234 COMPLEX FACIAL AND ENT PROCEDURES	21	\$1,989	\$3,757
	235 SIMPLE FACIAL AND ENT PROCEDURES	365	\$772	\$1,293
	236 TONSIL AND ADENOID PROCEDURES	313	\$1,206	\$1,733

AMB ST 1-6

UTAH HOSPITAL AND FREESTANDING AMBULATORY SURGERY CENTER (FASC) UTILIZATION AND CHARGE PROFILE OF OUTPATIENT SURGERY, 2002
 NUMBER OF SELECTED AMBULATORY SURGERY PATIENT VISITS BY PATIENT PROFILE

136 American Fork Hospital

Patient Profile	Patient Visits		Patient Visits-All Hospitals	
	(#)	(%)	(#)	(%)
GENDER				
Female	3,838	58.9	99,046	54.3
Male	2,682	41.1	83,377	45.7
Unknown	0	0.0	1	0.0
Not Reported	0	0.0	3	0.0
AGE				
1-28 days	2	0.0	201	0.1
29-365 days	139	2.1	2,806	1.5
1-4 years	407	6.2	10,230	5.6
5-9	230	3.5	5,477	3.0
10-14	212	3.3	4,621	2.5
15-17	202	3.1	4,481	2.5
18-19	193	3.0	3,763	2.1
20-24	551	8.5	11,153	6.1
25-29	478	7.3	10,390	5.7
30-34	496	7.6	10,476	5.7
35-39	478	7.3	10,951	6.0
40-44	477	7.3	13,202	7.2
45-49	391	6.0	14,095	7.7
50-54	463	7.1	15,731	8.6
55-59	440	6.7	13,738	7.5
60-64	336	5.2	11,970	6.6
65-69	309	4.7	11,268	6.2
70-74	287	4.4	10,407	5.7
75-79	222	3.4	8,832	4.8
80-84	112	1.7	5,577	3.1
85-89	72	1.1	2,334	1.3
90 +	23	0.4	720	0.4
Not Reported	2	0.0	205	0.1
SOURCE OF ADMISSION				
Physician Referral	6,324	97.0	170,677	93.6
Clinic Referral	0	0.0	371	0.2
HMO Referral	1	0.0	163	0.1
Other Hospital	0	0.0	143	0.1
Skilled Nursing Facility	0	0.0	17	0.0
Other Health Care Facility	0	0.0	19	0.0
Emergency Room	195	3.0	3,138	1.7
Court/Law Enforcement	0	0.0	4	0.0
Unknown	0	0.0	3,312	1.8
Not Reported	0	0.0	4,583	2.5

(Continued)

AMB ST 1-6

UTAH HOSPITAL AND FREESTANDING AMBULATORY SURGERY CENTER (FASC) UTILIZATION AND CHARGE PROFILE OF OUTPATIENT SURGERY, 2002
 NUMBER OF SELECTED AMBULATORY SURGERY PATIENT VISITS BY PATIENT PROFILE

136 American Fork Hospital

Patient Profile	Patient Visits		Patient Visits-All Hospitals	
	(#)	(%)	(#)	(%)
DISCHARGE STATUS				
Home or Self Care	6,515	99.9	181,621	99.6
Another Hospital	1	0.0	132	0.1
Skilled Nursing Facility	3	0.0	207	0.1
Intermediate Care Facility	0	0.0	14	0.0
Another Type of Institution	0	0.0	41	0.0
Under Care of Home Service	0	0.0	184	0.1
Left Against Medical Advice	0	0.0	13	0.0
Under Care of Home IV Provider	0	0.0	8	0.0
Expired	0	0.0	6	0.0
Unknown	1	0.0	189	0.1
Not Reported	0	0.0	12	0.0
PRIMARY PAYER				
Medicare	1,080	16.6	39,406	21.6
Medicaid	323	5.0	12,181	6.7
Other government	47	0.7	2,765	1.5
Blue Cross/Blue Shield	676	10.4	25,235	13.8
Other Commercial	488	7.5	17,505	9.6
Managed Care(HMO, PPO)	3,629	55.7	77,069	42.2
Self Pay	108	1.7	2,955	1.6
Industrial & Worker Comp	119	1.8	3,998	2.2
Charity and Unclassified	4	0.1	123	0.1
Childrens Health Insurance	0	0.0	346	0.2
Unknown	46	0.7	703	0.4
Not Reported	0	0.0	141	0.1
LOCAL HEALTH DISTRICT OF PATIENT RESIDENCE				
Bear River	3	0.0	12,345	6.8
Central Utah	62	1.0	6,772	3.7
Davis County	8	0.1	19,304	10.6
Salt Lake County	181	2.8	62,264	34.1
Southeastern Utah	20	0.3	4,319	2.4
Southwest Utah	3	0.0	11,788	6.5
Summit County	9	0.1	1,676	0.9
Tooele County	10	0.2	3,248	1.8
Tri-County	14	0.2	4,686	2.6
Utah County	6,116	93.8	31,011	17.0
Wasatch County	30	0.5	1,317	0.7
Weber County	4	0.1	15,685	8.6
Unknown Utah	1	0.0	56	0.0
Outside Utah	57	0.9	7,881	4.3
Unknown, Not Reported	2	0.0	75	0.0

SOURCE: Utah Ambulatory Surgery Database,
 Utah Health Data Committee/Office of Health Care Statistics.

AMB ST 1-1

UTAH HOSPITAL AND FREESTANDING AMBULATORY SURGERY CENTER (FASC) UTILIZATION AND CHARGE PROFILE OF OUTPATIENT SURGERY, 2002
 NUMBER OF CPT-4 AND ICD-9 PROCEDURES BY SELECTED AMBULATORY SURGERY REPORTING CATEGORY

134 Ashley Valley Medical Center

Reporting Category (ICD-9-CM CODES)	Procedures Performed		Procedures Performed-All Hospitals	
	(#)	(%)	(#)	(%)
Reporting Category (ICD-9-CM CODES)	3,290	100.0	300,948	100.0
Mastectomy (85.0-85.99)	51	1.6	6,951	2.3
Musculoskeletal (76.0-84.99)	528	16.0	53,689	17.8
Respiratory (30.0-34.99)	16	0.5	2,595	0.9
Cardiovascular (35.0-39.99)	14	0.4	13,957	4.6
Lymphatic/Hemetic (40.0-41.99)	9	0.3	2,092	0.7
Digestive System (42.0-54.99)	849	25.8	79,482	26.4
Urinary (55.0-59.99)	14	0.4	7,394	2.5
Male Genital (60.0-64.99)	8	0.2	3,824	1.3
Female Genital (65.0-71.99)	61	1.9	12,874	4.3
Endocrine/Nervous (01.0-07.99)	367	11.2	19,288	6.4
Eye (08.0-16.99)	264	8.0	19,110	6.3
Ear (18.0-20.99)	233	7.1	14,450	4.8
Nose, Mouth, Pharynx (21.0-29.99)	270	8.2	29,272	9.7
Other*	606	18.4	35,970	12.0
Reporting Category (CPT-4 CODES)	2,455	100.0	363,184	100.0
Mastectomy (19120-19220)	31	1.3	3,282	0.9
Musculoskeletal (20000-29909)	523	21.3	49,166	13.5
Respiratory (30000-32999)	127	5.2	12,335	3.4
Cardiovascular (33010-37799 & 93501-93660)	26	1.1	30,942	8.5
Lymphatic/Hemetic (38100-38999)	4	0.2	1,669	0.5
Diaphragm (39501-39599)	0	0.0	3	0.0
Digestive System (40490-49999)	953	38.8	84,020	23.1
Urinary (50010-53899)	14	0.6	8,260	2.3
Male Genital (54000-55899)	8	0.3	3,300	0.9
Female Genital (56405-58999)	45	1.8	8,683	2.4
Endocrine/Nervous (60000-64999)	358	14.6	17,357	4.8
Eye (65091-68899)	134	5.5	10,599	2.9
Ear (69000-69979)	124	5.1	8,100	2.2
Other*	108	4.4	125,468	34.5

SOURCE: Utah Ambulatory Surgery Database

Utah Health Data Committee/Office of Health Care Statistics.

* Procedure falls outside reporting categories.

AMB ST 1-2

UTAH HOSPITAL AND FREESTANDING AMBULATORY SURGERY CENTER (FASC) UTILIZATION AND CHARGE PROFILE OF OUTPATIENT SURGERY, 2002
 MOST COMMONLY PERFORMED CPT-4 AND ICD-9 PROCEDURES

134 Ashley Valley Medical Center

ICD-9 CODE	ICD-9 DESCRIPTION	#	%	% ALL Hospitals
All ICD-9 Procedures		3,290	100.0	100.0
9923	INJ STEROID	246	7.5	2.23
0392	INJ OTH AGENT SPINAL CANAL	236	7.2	2.02
8724	OTH X-RAY LUMBOSACRAL SPINE	223	6.8	0.17
2001	MYRINGOTOMY W/INSRT TUBE	216	6.6	3.82
4523	COLONOSCOPY	205	6.2	4.95
4516	ESOPHAGOGASTRODUODENOSCPY-CLO BX	148	4.5	4.22
1341	PHACOEMULSIFICATION-ASPIR CATARACT	125	3.8	1.53
1371	IOL PROSTH-CATARACT EXTRACT-1-STAGE	124	3.8	1.56
5123	LAP CHOLEY	104	3.2	1.92
4513	OTH ENDO SM INTESTINE	89	2.7	1.87
283	TONSILLECTOMY W/ADENOIDECTOMY	69	2.1	1.61
4542	ENDO POLYPECTOMY LG INTESTINE	63	1.9	2.58
0443	RELEASE CARPAL TUNNEL	57	1.7	1.12
282	TONSILLECTOMY WO ADENOIDECTOMY	47	1.4	0.67
4292	DILAT ESOPH	47	1.4	1.18
8753	INTRAOP CHOLANGIOGRAM	40	1.2	1.09
806	EXC SEMILUNAR CARTILAGE-KNEE	32	1.0	1.56
2169	OTH TURBINECTOMY	27	0.8	0.65
4836	[ENDO] POLYPECTOMY RECTUM	26	0.8	0.75
0391	INJ ANES SPINAL CANAL-ANALGESIA	25	0.8	1.32

CPT-4 CODE	CPT-4 DESCRIPTION	#	%	% ALL Hospitals
All CPT-4 Procedures		2,455	100.0	100.0
62311	INJ 1 NOT NEUROLYTIC-EPID; LUMB/	241	9.8	0.98
45378	COLONOSCOPY FLEX; DX-SEP PROC	203	8.3	3.53
43239	UGI ENDO; W/BX 1/MX	148	6.0	3.22
66984	EXTRACAPSULAR CATARACT REMV IOL	124	5.1	1.23
69436	TYMPANOSTOMY GENERAL ANESTHESIA	113	4.6	1.65
45385	COLONOSCOPY FLEX; W/REMV LES-SNA	86	3.5	2.05
47562	LAPAROSCOPY SURGICAL; CHOLECT	65	2.6	0.63
43235	UGI ENDO; DX W/WO CLCT SPECMN-SP	57	2.3	0.99
64721	NEUROPLASTY; MEDIAN @ CARPAL TUN	54	2.2	0.60
42820	T&A; UNDER AGE 12	50	2.0	1.02
43248	UGI ENDO; W/INSRT GUIDE WIRE	47	1.9	0.14
47563	LAPARSCPY SURG; CHOLECT W/CHOLAN	39	1.6	0.89
42826	TONSILLECTOMY PRIM/SEC; AGE 12/O	32	1.3	0.43
28285	CORRECTION HAMMERTOE	30	1.2	0.41
20680	REMOVAL OF IMPLANT; DEEP	29	1.2	0.57
30140	SUBMUCOS RES TURBINATE PART/CMPL	28	1.1	0.45
30520	SEPTOPLASTY/SUBMUCOS RES W/GFT	25	1.0	0.61
29881	SCOPE KNEE SURG;W/MENISCECT MED/	21	0.9	0.99
31255	NASAL/SINUS ENDO; W/TOT ETHMOECT	21	0.9	0.25
26418	REPR EXT TEND FNGR PRIM/SEC;W/O	19	0.8	0.06

SOURCE: Utah Ambulatory Surgery Database
 Utah Health Data Committee/Office of Health Care Statistics

AMB ST 1-3

UTAH HOSPITAL AND FREESTANDING AMBULATORY SURGERY CENTER (FASC) UTILIZATION AND CHARGE PROFILE OF OUTPATIENT SURGERY, 2002
 AVERAGE TOTAL CHARGES FOR MOST COMMONLY PERFORMED CPT-4 AND ICD-9 PROCEDURES, SINGLE ICD-9 OR CPT-4 ONLY

134 Ashley Valley Medical Center

ICD-9 CODE	ICD-9 DESCRIPTION	#	AVE TOT CHR	AVE TOT CHR (ALL Hospitals)
ICD-9 Procedures		989	\$3,151	\$2,254
4523	COLONOSCOPY	165	\$848	\$782
4516	ESOPHAGOGASTRODUODENOSCPY-CLO BX	91	\$866	\$938
283	TONSILLECTOMY W/ADENOIDECTOMY	57	\$3,377	\$1,655
5123	LAP CHOLEY	54	\$7,005	\$4,729
4542	ENDO POLYPECTOMY LG INTESTINE	45	\$994	\$1,037
4513	OTH ENDO SM INTESTINE	42	\$841	\$756
282	TONSILLECTOMY WO ADENOIDECTOMY	35	\$3,699	\$1,956
0443	RELEASE CARPAL TUNNEL	29	\$3,627	\$1,705
8521	LOC EXC LES BREAST	23	\$4,125	\$2,019
4836	[ENDO] POLYPECTOMY RECTUM	18	\$985	\$1,034
806	EXC SEMILUNAR CARTILAGE-KNEE	17	\$5,457	\$3,545
6902	D&C FOLLOWING DELIV/AB	13	\$3,355	\$1,984
7867	REMOV IMPLNT DEVICE-TIBIA & FIB	13	\$4,018	\$2,168
7751	BUNIONEC SOFT-OSTEOT 1ST METATARS	12	\$3,963	\$2,849
6629	OTH BIL ENDO DESTRUC FALLOP TUBES	11	\$5,357	\$2,510
7902	CLO REDUC FX WO INT FIX-RADIUS-ULNA	11	\$2,451	\$1,947
9904	TRANSFUS PACKED CELLS	11	\$3,337	\$1,977
5305	UNILAT REPR ING HERN-GFT-NOS	10	\$6,942	\$3,273
5732	OTH CYSTOSCOPY	10	\$1,757	\$1,254
4525	CLO [ENDO] BX LG INTESTINE	9	\$868	\$1,109

CPT-4 CODE	CPT-4 DESCRIPTION	#	AVE TOT CHR	AVE TOT CHR (ALL Hospitals)
CPT-4 Procedures		1,564	\$2,722	\$2,003
62311	INJ 1 NOT NEUROLYTIC-EPID; LUMB/	237	\$406	\$489
45378	COLONOSCOPY FLEX; DX-SEP PROC	165	\$848	\$741
66984	EXTRACAPSULAR CATARACT REMV IOL	122	\$3,317	\$2,599
43239	UGI ENDO; W/BX 1/MX	91	\$866	\$889
69436	TYMPANOSTOMY GENERAL ANESTHESIA	85	\$1,919	\$934
45385	COLONOSCOPY FLEX; W/REMV LES-SNA	66	\$993	\$947
47562	LAPAROSCOPY SURGICAL; CHOLECT	55	\$7,028	\$4,941
42820	T&A; UNDER AGE 12	41	\$3,314	\$1,610
43235	UGI ENDO; DX W/WO CLCT SPECMN-SP	40	\$840	\$661
64721	NEUROPLASTY; MEDIAN @ CARPAL TUN	34	\$3,851	\$1,670
43248	UGI ENDO; W/INSRT GUIDE WIRE	28	\$920	\$1,024
47563	LAPARSCPY SURG; CHOLECT W/CHOLAN	28	\$7,766	\$4,959
20680	REMOVAL OF IMPLANT; DEEP	26	\$3,875	\$2,123
42826	TONSILLECTOMY PRIM/SEC; AGE 12/O	24	\$3,820	\$2,061
19125	EXC BRST LES ID RAD MARKR OPN;1	16	\$4,378	\$2,372
42821	T&A; AGE 12 OR OVER	16	\$3,539	\$1,830
29881	SCOPE KNEE SURG;W/MENISCECT MED/	13	\$5,935	\$3,358
49650	LAPARSCPY SURG; REPR INIT ING HE	13	\$7,860	\$4,628
42825	TONSILLECT PRIM/SEC; UNDER AGE 1	12	\$3,368	\$1,687
45380	COLONOSCOPY FLEX; W/BX 1/MX	12	\$905	\$1,052

SOURCE: Utah Ambulatory Surgery Database
 Utah Health Data Committee/Office of Health Care Statistics

AMB ST 1-4

UTAH HOSPITAL AND FREESTANDING AMBULATORY SURGERY CENTER (FASC) UTILIZATION AND CHARGE PROFILE OF OUTPATIENT SURGERY, 2002
PROCEDURE APG CATEGORY, PROCEDURE APG

134 Ashley Valley Medical Center

Procedure APG category	Procedure APG	TOTAL #	TOTAL # (ALL Hospitals)
01	INTEGUMENTARY SYSTEM	141	13,519
	002 SUPERFICIAL NEEDLE BIOPSY AND ASPIRATION	19	2,597
	003 COMPLEX INCISION AND DRAINAGE	1	106
	004 SIMPLE INCISION AND DRAINAGE	1	96
	006 SIMPLE DEBRIDEMENT AND DESTRUCTION	7	588
	007 COMPLEX EXCISION, BIOPSY AND DEBRIDEMENT	32	1,731
	008 SIMPLE EXCISION AND BIOPSY	18	1,756
	009 COMPLEX SKIN REPAIRS INCL INTEGUMENT GRAFTS, TRANSFER & REARRANGE	15	1,422
	010 SIMPLE SKIN REPAIR	15	599
	011 SIMPLE INCISION AND EXCISION OF BREAST	26	3,917
	012 BREAST RECONSTRUCTION AND MASTECTOMY	7	671
02	MUSCULOSKELETAL SYSTEM	475	42,903
	021 COMPLEX MUSCULOSKELETAL PROCEDURES EXCLUDING HAND AND FOOT	48	5,617
	022 SIMPLE MUSCULOSKELETAL PROCEDURES EXCLUDING HAND AND FOOT	23	1,767
	023 COMPLEX HAND AND FOOT MUSCULOSKELETAL PROCEDURES	50	1,639
	024 SIMPLE HAND AND FOOT MUSCULOSKELETAL PROCEDURES	153	9,596
	025 ARTHROSCOPY	67	17,119
	029 CLOSED TREATMENT FX & DISLOCATION EXC FINGER, TOE & TRUNK	26	627
	030 OPEN OR PERCUTANEOUS TREATMENT OF FRACTURES	54	2,741
	031 BONE OR JOINT MANIPULATION UNDER ANESTHESIA	1	332
	032 BUNION PROCEDURES	32	1,318
	033 ARTHROPLASTY	5	483
	034 HAND AND FOOT TENOTOMY	4	167
	035 ARTHROCENTESIS AND LIGAMENT OR TENDON INJECTION	12	1,334
03	RESPIRATORY SYSTEM	73	6,869
	052 NEEDLE AND CATHETER BIOPSY, ASPIRATION, LAVAGE AND INTUBATION	4	545
	053 COMPLEX ENDOSCOPY OF THE UPPER AIRWAY	66	4,423
	055 ENDOSCOPY OF THE LOWER AIRWAY	3	1,188
04	CARDIOVASCULAR SYSTEM	14	23,208
	075 PLACEMENT OF TRANSVENOUS CATHETERS	3	737
	079 REMOVAL AND REVISION OF PACEMAKER AND VASCULAR DEVICE	1	477
	080 MINOR VASCULAR REPAIR AND FISTULA CONSTRUCTION	10	1,191
05	HEMATOLOGIC, LYMPHATIC, AND ENDOCRINE	15	2,265
	095 DEEP LYMPH STRUCTURE AND THYROID PROCEDURES	4	1,385
	097 TRANSFUSION	11	757
06	DIGESTIVE SYSTEM	824	71,902
	113 ANOSCOPY WITH BIOPSY AND DIAGNOSTIC PROCTOSIGMOIDOSCOPY	5	820
	114 PROCTOSIGMOIDOSCOPY WITH EXCISION OR BIOPSY	1	324
	115 DIAGNOSTIC UPPER GI ENDOSCOPY OR INTUBATION	206	15,392
	116 THERAPEUTIC UPPER GI ENDOSCOPY OR INTUBATION	57	3,826
	117 LOWER GASTROINTESTINAL ENDOSCOPY	309	27,082
	118 ERCP AND MISCELLANEOUS GI ENDOSCOPY PROCEDURES	1	1,441
	119 HERNIA AND HYDROCELE PROCEDURES	54	6,810
	120 COMPLEX ANAL AND RECTAL PROCEDURES	9	815
	121 SIMPLE ANAL AND RECTAL PROCEDURES	4	464
	122 MISCELLANEOUS ABDOMINAL PROCEDURES	3	325

AMB ST 1-4

UTAH HOSPITAL AND FREESTANDING AMBULATORY SURGERY CENTER (FASC) UTILIZATION AND CHARGE PROFILE OF OUTPATIENT SURGERY, 2002
 PROCEDURE APG CATEGORY, PROCEDURE APG

134 Ashley Valley Medical Center

procedure APG category	procedure APG	TOTAL #	TOTAL # (ALL Hospitals)
	123 COMPLEX LAPAROSCOPIC PROCEDURES	175	13,216
07	URINARY SYSTEM	13	6,921
	133 URINARY CATHETERIZATION AND DILATATION	1	344
	135 MODERATE CYSTOURETHROSCOPY	1	2,121
	136 SIMPLE CYSTOURETHROSCOPY	11	644
08	MALE GENITAL SYSTEM	8	2,946
	151 TESTICULAR AND EPIDIDYMAL PROCEDURES	3	1,341
	154 SIMPLE PENILE PROCEDURES	5	896
09	FEMALE GENITAL SYSTEM	41	4,976
	173 TREATMENT OF SPONTANEOUS ABORTION	13	417
	176 COMPLEX FEMALE REPRODUCTIVE PROCEDURES	2	675
	177 SIMPLE FEMALE REPRODUCTIVE PROCEDURES	11	1,182
	178 DILATION AND CURETTAGE	11	891
	179 HYSTEROSCOPY	1	1,603
	180 COLPOSCOPY	3	184
10	NERVOUS SYSTEM	350	14,776
	195 NERVOUS SYSTEM INJECTIONS, STIMULATIONS OR CRANIAL TAP	246	9,554
	196 REVISION AND REMOVAL OF NEUROLOGICAL DEVICE	3	114
	198 NERVE REPAIR AND DESTRUCTION	98	4,022
	199 SPINAL TAP	3	496
11	EYE AND OCULAR ADNEXA	134	10,576
	214 CATARACT PROCEDURES	126	4,643
	216 MODERATE ANTERIOR SEGMENT EYE PROCEDURES	2	313
	217 SIMPLE ANTERIOR SEGMENT EYE PROCEDURES	1	197
	221 COMPLEX REPAIR AND PLASTIC PROCEDURES OF EYE	3	694
	222 SIMPLE REPAIR AND PLASTIC PROCEDURES OF EYE	1	441
	223 VITRECTOMY	1	1,578
12	FACIAL, EAR, NOSE, MOUTH AND THROAT	320	28,144
	234 COMPLEX FACIAL AND ENT PROCEDURES	38	4,770
	235 SIMPLE FACIAL AND ENT PROCEDURES	155	15,563
	236 TONSIL AND ADENOID PROCEDURES	127	7,583

AMB ST 1-5

UTAH HOSPITAL AND FREESTANDING AMBULATORY SURGERY CENTER (FASC) UTILIZATION AND CHARGE PROFILE OF OUTPATIENT SURGERY, 2002
 PROCEDURE APG CATEGORY, PROCEDURE APG, SINGLE APG ONLY

134 Ashley Valley Medical Center

Procedure APG category	Procedure APG	TOTAL #	AVE TOT CHR	AVE TOT CHR(ALL Hospitals)
01	INTEGUMENTARY SYSTEM	64	\$3,365	\$2,141
	002 SUPERFICIAL NEEDLE BIOPSY AND ASPIRATION	15	\$637	\$1,559
	003 COMPLEX INCISION AND DRAINAGE	1	\$3,259	\$2,578
	004 SIMPLE INCISION AND DRAINAGE	1	\$4,183	\$2,119
	006 SIMPLE DEBRIDEMENT AND DESTRUCTION	2	\$2,937	\$1,861
	007 COMPLEX EXCISION, BIOPSY AND DEBRIDEMENT	8	\$4,165	\$2,263
	008 SIMPLE EXCISION AND BIOPSY	5	\$4,103	\$2,174
	009 COMPLEX SKIN REPAIRS INCL INTEGUMENT GRAFTS, TRANSFER & REARRAN	2	\$4,556	\$2,942
	010 SIMPLE SKIN REPAIR	1	\$5,416	\$2,803
	011 SIMPLE INCISION AND EXCISION OF BREAST	23	\$4,125	\$1,987
	012 BREAST RECONSTRUCTION AND MASTECTOMY	6	\$4,880	\$3,739
02	MUSCULOSKELETAL SYSTEM	218	\$4,656	\$2,888
	021 COMPLEX MUSCULOSKELETAL PROCEDURES EXCLUDING HAND AND FOOT	16	\$6,327	\$3,672
	022 SIMPLE MUSCULOSKELETAL PROCEDURES EXCLUDING HAND AND FOOT	7	\$4,522	\$2,693
	023 COMPLEX HAND AND FOOT MUSCULOSKELETAL PROCEDURES	25	\$5,104	\$3,163
	024 SIMPLE HAND AND FOOT MUSCULOSKELETAL PROCEDURES	70	\$3,947	\$2,059
	025 ARTHROSCOPY	30	\$5,699	\$3,554
	029 CLOSED TREATMENT FX & DISLOCATION EXC FINGER, TOE & TRUNK	19	\$2,952	\$2,107
	030 OPEN OR PERCUTANEOUS TREATMENT OF FRACTURES	25	\$6,472	\$3,403
	032 BUNION PROCEDURES	18	\$4,118	\$2,827
	033 ARTHROPLASTY	2	\$5,129	\$3,660
	034 HAND AND FOOT TENOTOMY	1	\$2,464	\$1,641
	035 ARTHROCENTESIS AND LIGAMENT OR TENDON INJECTION	5	\$502	\$491
03	RESPIRATORY SYSTEM	10	\$2,022	\$1,741
	052 NEEDLE AND CATHETER BIOPSY, ASPIRATION, LAVAGE AND INTUBATION	3	\$387	\$785
	053 COMPLEX ENDOSCOPY OF THE UPPER AIRWAY	6	\$3,084	\$3,025
	055 ENDOSCOPY OF THE LOWER AIRWAY	1	\$553	\$1,469
04	CARDIOVASCULAR SYSTEM	14	\$3,835	\$4,411
	075 PLACEMENT OF TRANSVENOUS CATHETERS	3	\$1,557	\$1,859
	079 REMOVAL AND REVISION OF PACEMAKER AND VASCULAR DEVICE	1	\$118	\$1,908
	080 MINOR VASCULAR REPAIR AND FISTULA CONSTRUCTION	10	\$4,891	\$3,583
05	HEMATOLOGIC, LYMPHATIC, AND ENDOCRINE	15	\$3,861	\$2,960
	095 DEEP LYMPH STRUCTURE AND THYROID PROCEDURES	4	\$5,301	\$3,516
	097 TRANSFUSION	11	\$3,337	\$2,051
06	DIGESTIVE SYSTEM	570	\$2,487	\$1,572
	113 ANOSCOPY WITH BIOPSY AND DIAGNOSTIC PROCTOSIGMOIDOSCOPY	3	\$2,081	\$592
	114 PROCTOSIGMOIDOSCOPY WITH EXCISION OR BIOPSY	1	\$839	\$671
	115 DIAGNOSTIC UPPER GI ENDOSCOPY OR INTUBATION	131	\$858	\$827
	116 THERAPEUTIC UPPER GI ENDOSCOPY OR INTUBATION	32	\$1,096	\$1,177
	117 LOWER GASTROINTESTINAL ENDOSCOPY	245	\$904	\$860
	119 HERNIA AND HYDROCELE PROCEDURES	30	\$5,259	\$2,637
	120 COMPLEX ANAL AND RECTAL PROCEDURES	6	\$4,095	\$2,094
	121 SIMPLE ANAL AND RECTAL PROCEDURES	3	\$2,814	\$1,884
	122 MISCELLANEOUS ABDOMINAL PROCEDURES	1	\$1,060	\$2,210
	123 COMPLEX LAPAROSCOPIC PROCEDURES	118	\$7,203	\$4,623
07	URINARY SYSTEM	11	\$1,784	\$3,060
	133 URINARY CATHETERIZATION AND DILATATION	1	\$463	\$2,620

AMB ST 1-5

UTAH HOSPITAL AND FREESTANDING AMBULATORY SURGERY CENTER (FASC) UTILIZATION AND CHARGE PROFILE OF OUTPATIENT SURGERY, 2002
 PROCEDURE APG CATEGORY, PROCEDURE APG, SINGLE APG ONLY

134 Ashley Valley Medical Center

procedure APG category	Procedure APG	TOTAL #	AVE TOT CHRGR	AVE TOT CHRGR(ALL Hospitals)
	135 MODERATE CYSTOURETHROSCOPY	1	\$3,038	\$2,505
	136 SIMPLE CYSTOURETHROSCOPY	9	\$1,792	\$1,505
08	MALE GENITAL SYSTEM	5	\$2,575	\$2,312
	151 TESTICULAR AND EPIDIDYMAL PROCEDURES	1	\$3,425	\$2,147
	154 SIMPLE PENILE PROCEDURES	4	\$2,363	\$1,239
09	FEMALE GENITAL SYSTEM	34	\$3,523	\$2,440
	173 TREATMENT OF SPONTANEOUS ABORTION	13	\$3,302	\$2,375
	176 COMPLEX FEMALE REPRODUCTIVE PROCEDURES	2	\$3,555	\$3,888
	177 SIMPLE FEMALE REPRODUCTIVE PROCEDURES	8	\$3,977	\$2,279
	178 DILATION AND CURETTAGE	9	\$3,035	\$1,640
	179 HYSTEROSCOPY	1	\$7,112	\$2,869
	180 COLPOSCOPY	1	\$3,510	\$1,261
10	NERVOUS SYSTEM	281	\$922	\$1,212
	195 NERVOUS SYSTEM INJECTIONS, STIMULATIONS OR CRANIAL TAP	237	\$406	\$543
	196 REVISION AND REMOVAL OF NEUROLOGICAL DEVICE	1	\$459	\$3,648
	198 NERVE REPAIR AND DESTRUCTION	40	\$4,000	\$1,869
	199 SPINAL TAP	3	\$808	\$857
11	EYE AND OCULAR ADNEXA	129	\$3,333	\$2,298
	214 CATARACT PROCEDURES	123	\$3,315	\$2,599
	216 MODERATE ANTERIOR SEGMENT EYE PROCEDURES	1	\$3,590	\$1,811
	217 SIMPLE ANTERIOR SEGMENT EYE PROCEDURES	1	\$4,941	\$1,936
	221 COMPLEX REPAIR AND PLASTIC PROCEDURES OF EYE	3	\$3,903	\$2,323
	222 SIMPLE REPAIR AND PLASTIC PROCEDURES OF EYE	1	\$1,949	\$1,230
12	FACIAL, EAR, NOSE, MOUTH AND THROAT	194	\$2,864	\$1,870
	234 COMPLEX FACIAL AND ENT PROCEDURES	6	\$5,747	\$3,757
	235 SIMPLE FACIAL AND ENT PROCEDURES	93	\$2,038	\$1,293
	236 TONSIL AND ADENOID PROCEDURES	95	\$3,491	\$1,733

AMB ST 1-6

UTAH HOSPITAL AND FREESTANDING AMBULATORY SURGERY CENTER (FASC) UTILIZATION AND CHARGE PROFILE OF OUTPATIENT SURGERY, 2002
 NUMBER OF SELECTED AMBULATORY SURGERY PATIENT VISITS BY PATIENT PROFILE

134 Ashley Valley Medical Center

Patient Profile	Patient Visits		Patient Visits-All Hospitals	
	(#)	(%)	(#)	(%)
GENDER				
Female	978	50.7	99,046	54.3
Male	952	49.3	83,377	45.7
Unknown	0	0.0	1	0.0
Not Reported	0	0.0	3	0.0
AGE				
1-28 days	0	0.0	201	0.1
29-365 days	34	1.8	2,806	1.5
1-4 years	89	4.6	10,230	5.6
5-9	61	3.2	5,477	3.0
10-14	57	3.0	4,621	2.5
15-17	59	3.1	4,481	2.5
18-19	33	1.7	3,763	2.1
20-24	100	5.2	11,153	6.1
25-29	93	4.8	10,390	5.7
30-34	100	5.2	10,476	5.7
35-39	120	6.2	10,951	6.0
40-44	132	6.8	13,202	7.2
45-49	137	7.1	14,095	7.7
50-54	162	8.4	15,731	8.6
55-59	136	7.0	13,738	7.5
60-64	120	6.2	11,970	6.6
65-69	118	6.1	11,268	6.2
70-74	155	8.0	10,407	5.7
75-79	109	5.6	8,832	4.8
80-84	81	4.2	5,577	3.1
85-89	29	1.5	2,334	1.3
90 +	5	0.3	720	0.4
Not Reported	0	0.0	205	0.1
SOURCE OF ADMISSION				
Physician Referral	1,878	97.3	170,677	93.6
Clinic Referral	0	0.0	371	0.2
HMO Referral	0	0.0	163	0.1
Other Hospital	0	0.0	143	0.1
Skilled Nursing Facility	0	0.0	17	0.0
Other Health Care Facility	0	0.0	19	0.0
Emergency Room	52	2.7	3,138	1.7
Court/Law Enforcement	0	0.0	4	0.0
Unknown	0	0.0	3,312	1.8
Not Reported	0	0.0	4,583	2.5

(Continued)

AMB ST 1-6

UTAH HOSPITAL AND FREESTANDING AMBULATORY SURGERY CENTER (FASC) UTILIZATION AND CHARGE PROFILE OF OUTPATIENT SURGERY, 2002
 NUMBER OF SELECTED AMBULATORY SURGERY PATIENT VISITS BY PATIENT PROFILE

134 Ashley Valley Medical Center

Patient Profile	Patient Visits		Patient Visits-All Hospitals	
	(#)	(%)	(#)	(%)
DISCHARGE STATUS				
Home or Self Care	1,923	99.6	181,621	99.6
Another Hospital	7	0.4	132	0.1
Skilled Nursing Facility	0	0.0	207	0.1
Intermediate Care Facility	0	0.0	14	0.0
Another Type of Institution	0	0.0	41	0.0
Under Care of Home Service	0	0.0	184	0.1
Left Against Medical Advice	0	0.0	13	0.0
Under Care of Home IV Provider	0	0.0	8	0.0
Expired	0	0.0	6	0.0
Unknown	0	0.0	189	0.1
Not Reported	0	0.0	12	0.0
PRIMARY PAYER				
Medicare	514	26.6	39,406	21.6
Medicaid	168	8.7	12,181	6.7
Other government	46	2.4	2,765	1.5
Blue Cross/Blue Shield	364	18.9	25,235	13.8
Other Commercial	191	9.9	17,505	9.6
Managed Care(HMO, PPO)	475	24.6	77,069	42.2
Self Pay	51	2.6	2,955	1.6
Industrial & Worker Comp	109	5.6	3,998	2.2
Charity and Unclassified	0	0.0	123	0.1
Childrens Health Insurance	0	0.0	346	0.2
Unknown	12	0.6	703	0.4
Not Reported	0	0.0	141	0.1
LOCAL HEALTH DISTRICT OF PATIENT RESIDENCE				
Bear River	2	0.1	12,345	6.8
Central Utah	0	0.0	6,772	3.7
Davis County	0	0.0	19,304	10.6
Salt Lake County	9	0.5	62,264	34.1
Southeastern Utah	3	0.2	4,319	2.4
Southwest Utah	0	0.0	11,788	6.5
Summit County	2	0.1	1,676	0.9
Tooele County	1	0.1	3,248	1.8
Tri-County	1,872	97.0	4,686	2.6
Utah County	4	0.2	31,011	17.0
Wasatch County	0	0.0	1,317	0.7
Weber County	0	0.0	15,685	8.6
Unknown Utah	0	0.0	56	0.0
Outside Utah	37	1.9	7,881	4.3
Unknown, Not Reported	0	0.0	75	0.0

SOURCE: Utah Ambulatory Surgery Database,
 Utah Health Data Committee/Office of Health Care Statistics.

AMB ST 1-1

UTAH HOSPITAL AND FREESTANDING AMBULATORY SURGERY CENTER (FASC) UTILIZATION AND CHARGE PROFILE OF OUTPATIENT SURGERY, 2002
 NUMBER OF CPT-4 AND ICD-9 PROCEDURES BY SELECTED AMBULATORY SURGERY REPORTING CATEGORY

104 Bear River Valley Hospital

Reporting Category (ICD-9-CM CODES)	Procedures Performed		Procedures Performed-All Hospitals	
	(#)	(%)	(#)	(%)
Reporting Category (ICD-9-CM CODES)	740	100.0	300,948	100.0
Mastectomy (85.0-85.99)	143	19.3	6,951	2.3
Musculoskeletal (76.0-84.99)	180	24.3	53,689	17.8
Respiratory (30.0-34.99)	0	0.0	2,595	0.9
Cardiovascular (35.0-39.99)	0	0.0	13,957	4.6
Lymphatic/Hemetic (40.0-41.99)	1	0.1	2,092	0.7
Digestive System (42.0-54.99)	75	10.1	79,482	26.4
Urinary (55.0-59.99)	0	0.0	7,394	2.5
Male Genital (60.0-64.99)	1	0.1	3,824	1.3
Female Genital (65.0-71.99)	97	13.1	12,874	4.3
Endocrine/Nervous (01.0-07.99)	25	3.4	19,288	6.4
Eye (08.0-16.99)	38	5.1	19,110	6.3
Ear (18.0-20.99)	36	4.9	14,450	4.8
Nose, Mouth, Pharynx (21.0-29.99)	118	15.9	29,272	9.7
Other*	26	3.5	35,970	12.0
Reporting Category (CPT-4 CODES)	682	100.0	363,184	100.0
Mastectomy (19120-19220)	13	1.9	3,282	0.9
Musculoskeletal (20000-29909)	175	25.7	49,166	13.5
Respiratory (30000-32999)	5	0.7	12,335	3.4
Cardiovascular (33010-37799 & 93501-93660)	0	0.0	30,942	8.5
Lymphatic/Hemetic (38100-38999)	1	0.1	1,669	0.5
Diaphragm (39501-39599)	0	0.0	3	0.0
Digestive System (40490-49999)	192	28.2	84,020	23.1
Urinary (50010-53899)	1	0.1	8,260	2.3
Male Genital (54000-55899)	1	0.1	3,300	0.9
Female Genital (56405-58999)	73	10.7	8,683	2.4
Endocrine/Nervous (60000-64999)	8	1.2	17,357	4.8
Eye (65091-68899)	25	3.7	10,599	2.9
Ear (69000-69979)	17	2.5	8,100	2.2
Other*	171	25.1	125,468	34.5

SOURCE: Utah Ambulatory Surgery Database

Utah Health Data Committee/Office of Health Care Statistics.

* Procedure falls outside reporting categories.

AMB ST 1-2

UTAH HOSPITAL AND FREESTANDING AMBULATORY SURGERY CENTER (FASC) UTILIZATION AND CHARGE PROFILE OF OUTPATIENT SURGERY, 2002
 MOST COMMONLY PERFORMED CPT-4 AND ICD-9 PROCEDURES

104 Bear River Valley Hospital

ICD-9 CODE	ICD-9 DESCRIPTION	#	%	% ALL Hospitals
All ICD-9 Procedures		740	100.0	100.0
8554	BILAT BREAST IMPLNT	59	8.0	0.06
2309	EXTRACT OTH TOOTH	46	6.2	0.26
2001	MYRINGOTOMY W/INSRT TUBE	32	4.3	3.82
2319	OTH SURG TOOTH EXTRACT	31	4.2	0.07
6823	ENDOMETRIAL ABLATION	30	4.1	0.21
283	TONSILLECTOMY W/ADENOIDECTOMY	25	3.4	1.61
856	MASTOPEXY	22	3.0	0.03
8594	REMOV IMPLNT BREAST	21	2.8	0.07
0443	RELEASE CARPAL TUNNEL	20	2.7	1.12
6909	OTH D&C UTERUS	17	2.3	0.61
806	EXC SEMILUNAR CARTILAGE-KNEE	17	2.3	1.56
1341	PHACOEMULSIFICATION-ASPIR CATARACT	15	2.0	1.53
1371	IOL PROSTH-CATARACT EXTRACT-1-STAGE	15	2.0	1.56
8683	SIZE REDUC PLSTC OPER	15	2.0	0.03
5123	LAP CHOLEY	13	1.8	1.92
4516	ESOPHAGOGASTRODUODENOSCPY-CLO BX	12	1.6	4.22
8046	DIVIS JT CAP-LIGAMNT/CART-KNEE	12	1.6	0.32
8532	BILAT REDUC MAMMO	12	1.6	0.16
5421	LAPAROSCOPY	11	1.5	0.60
8183	OTH REPR SHLDR	10	1.4	0.55

CPT-4 CODE	CPT-4 DESCRIPTION	#	%	% ALL Hospitals
All CPT-4 Procedures		682	100.0	100.0
41899	UNLIST PROC DENTOALVEOL STRUCTUR	86	12.6	1.31
84703	GONADOTROPIN CHORIONIC; QUALITAT	63	9.2	0.29
58563	HYSTEROSC SURG; W/ENDOMETRIAL AB	28	4.1	0.14
42820	T&A; UNDER AGE 12	22	3.2	1.02
G0001	ROUTINE VENIPUNCT CLCT SPECIMEN	18	2.6	0.69
29848	ENDO WRST SURG REL TRNS CARP LIG	16	2.3	0.22
58558	HYSTEROSCPY SURG; W/BX &/ POLYPE	16	2.3	0.26
69436	TYMPANOSTOMY GENERAL ANESTHESIA	16	2.3	1.65
66984	EXTRACAPSULAR CATARACT REMV IOL	15	2.2	1.23
49505	REPR INIT ING HERNIA 5YR/MORE; R	13	1.9	0.79
27425	LATERAL RETINACULAR RELEASE OPEN	12	1.8	0.24
29881	SCOPE KNEE SURG;W/MENISCECT MED/	12	1.8	0.99
43239	UGI ENDO; W/BX 1/MX	12	1.8	3.22
47562	LAPAROSCOPY SURGICAL; CHOLECT	12	1.8	0.63
29826	SCOPE SHOULDER; DECOMP SUBACROM	10	1.5	0.46
49320	LAP-ABD DX-W/WO SPECMN-SEP PROC	9	1.3	0.19
19120	EXC BRST CYST TUMR/LES OPN M/F 1	8	1.2	0.60
88305	LEVEL IV - SURG PATH GROSS&MIC E	8	1.2	1.89
29879	SCOPE KNEE SURG; ABRASION ARTHPL	7	1.0	0.18
58670	LAPARSCPY SURGICAL; W/FULG OVIDU	7	1.0	0.16

SOURCE: Utah Ambulatory Surgery Database
 Utah Health Data Committee/Office of Health Care Statistics

AMB ST 1-3

UTAH HOSPITAL AND FREESTANDING AMBULATORY SURGERY CENTER (FASC) UTILIZATION AND CHARGE PROFILE OF OUTPATIENT SURGERY, 2002
 AVERAGE TOTAL CHARGES FOR MOST COMMONLY PERFORMED CPT-4 AND ICD-9 PROCEDURES, SINGLE ICD-9 OR CPT-4 ONLY

104 Bear River Valley Hospital

ICD-9 CODE	ICD-9 DESCRIPTION	#	AVE TOT CHR	AVE TOT CHR (ALL Hospitals)
ICD-9 Procedures		282	\$1,644	\$2,254
2309	EXTRACT OTH TOOTH	41	\$50	\$780
8554	BILAT BREAST IMPLNT	41	\$599	\$2,040
283	TONSILLECTOMY W/ADENOIDECTOMY	23	\$1,471	\$1,655
6823	ENDOMETRIAL ABLATION	16	\$2,383	\$3,539
4516	ESOPHAGOGASTRODUODENOSCPY-CLO BX	9	\$1,172	\$938
806	EXC SEMILUNAR CARTILAGE-KNEE	9	\$2,498	\$3,545
0443	RELEASE CARPAL TUNNEL	8	\$1,478	\$1,705
8532	BILAT REDUC MAMMO	8	\$2,992	\$5,344
5123	LAP CHOLEY	7	\$5,053	\$4,729
5421	LAPAROSCOPY	7	\$2,944	\$2,959
6902	D&C FOLLOWING DELIV/AB	6	\$1,552	\$1,984
8363	ROTATOR CUFF REPR	5	\$3,155	\$5,401
5303	UNILAT REPR DIRECT ING HERN-GFT	4	\$3,291	\$3,023
5305	UNILAT REPR ING HERN-GFT-NOS	4	\$2,785	\$3,273
2319	OTH SURG TOOTH EXTRACT	3	\$47	\$1,694
4513	OTH ENDO SM INTESTINE	3	\$1,038	\$756
6629	OTH BIL ENDO DESTRUC FALLOP TUBES	3	\$2,523	\$2,510
6952	ASPIR CURET FOLLOWING DELIV/AB	3	\$1,078	\$1,722
7788	OTH PART OSTEC-TARSALS-METATARSALS	3	\$2,105	\$2,705
8046	DIVIS JT CAP-LIGAMNT/CART-KNEE	3	\$2,458	\$3,549

CPT-4 CODE	CPT-4 DESCRIPTION	#	AVE TOT CHR	AVE TOT CHR (ALL Hospitals)
CPT-4 Procedures		328	\$1,677	\$2,003
84703	GONADOTROPIN CHORIONIC; QUALITAT	52	\$786	\$800
41899	UNLIST PROC DENTOALVEOL STRUCTUR	45	\$50	\$1,813
42820	T&A; UNDER AGE 12	20	\$1,443	\$1,610
58563	HYSTEROSC SURG; W/ENDOMETRIAL AB	18	\$2,423	\$3,357
29848	ENDO WRST SURG REL TRNS CARP LIG	15	\$1,511	\$1,969
66984	EXTRACAPSULAR CATARACT REMV IOL	15	\$1,868	\$2,599
69436	TYMPANOSTOMY GENERAL ANESTHESIA	15	\$1,006	\$934
49505	REPR INIT ING HERNIA 5YR/MORE; R	10	\$3,050	\$2,803
43239	UGI ENDO; W/BX 1/MX	9	\$1,172	\$889
49320	LAP-ABD DX-W/WO SPECMN-SEP PROC	7	\$2,944	\$3,020
47562	LAPAROSCOPY SURGICAL; CHOLECT	6	\$5,069	\$4,941
58558	HYSTEROSCPY SURG; W/BX &/ POLYPE	6	\$2,222	\$2,598
29826	SCOPE SHOULDER; DECOMP SUBACROM	5	\$3,423	\$4,689
47563	LAPARSCPY SURG; CHOLECT W/CHOLAN	5	\$4,759	\$4,959
58670	LAPARSCPY SURGICAL; W/FULG OVIDU	5	\$2,449	\$2,636
25111	EXCISION OF GANGLION WRIST; PRIM	4	\$1,435	\$1,726
29881	SCOPE KNEE SURG;W/MENISCECT MED/	4	\$2,514	\$3,358
58662	LAP SURG; W/FULG/EXCIS LES-OVARY	4	\$3,569	\$3,295
19120	EXC BRST CYST TUMR/LES OPN M/F 1	3	\$1,647	\$1,911
19140	MASTECTOMY FOR GYNECOMASTIA	3	\$657	\$2,134

SOURCE: Utah Ambulatory Surgery Database
 Utah Health Data Committee/Office of Health Care Statistics

AMB ST 1-4

UTAH HOSPITAL AND FREESTANDING AMBULATORY SURGERY CENTER (FASC) UTILIZATION AND CHARGE PROFILE OF OUTPATIENT SURGERY, 2002
 PROCEDURE APG CATEGORY, PROCEDURE APG

104 Bear River Valley Hospital

Procedure APG category	Procedure APG	TOTAL #	TOTAL # (ALL Hospitals)
01	INTEGUMENTARY SYSTEM	47	13,519
	006 SIMPLE DEBRIDEMENT AND DESTRUCTION	4	588
	007 COMPLEX EXCISION, BIOPSY AND DEBRIDEMENT	8	1,731
	008 SIMPLE EXCISION AND BIOPSY	6	1,756
	009 COMPLEX SKIN REPAIRS INCL INTEGUMENT GRAFTS, TRANSFER & REARRANGE	11	1,422
	011 SIMPLE INCISION AND EXCISION OF BREAST	9	3,917
	012 BREAST RECONSTRUCTION AND MASTECTOMY	9	671
02	MUSCULOSKELETAL SYSTEM	155	42,903
	021 COMPLEX MUSCULOSKELETAL PROCEDURES EXCLUDING HAND AND FOOT	32	5,617
	022 SIMPLE MUSCULOSKELETAL PROCEDURES EXCLUDING HAND AND FOOT	9	1,767
	023 COMPLEX HAND AND FOOT MUSCULOSKELETAL PROCEDURES	2	1,639
	024 SIMPLE HAND AND FOOT MUSCULOSKELETAL PROCEDURES	22	9,596
	025 ARTHROSCOPY	74	17,119
	029 CLOSED TREATMENT FX & DISLOCATION EXC FINGER, TOE & TRUNK	2	627
	030 OPEN OR PERCUTANEOUS TREATMENT OF FRACTURES	6	2,741
	032 BUNION PROCEDURES	4	1,318
	033 ARTHROPLASTY	1	483
	035 ARTHROCENTESIS AND LIGAMENT OR TENDON INJECTION	3	1,334
05	HEMATOLOGIC, LYMPHATIC, AND ENDOCRINE	1	2,265
	095 DEEP LYMPH STRUCTURE AND THYROID PROCEDURES	1	1,385
06	DIGESTIVE SYSTEM	92	71,902
	115 DIAGNOSTIC UPPER GI ENDOSCOPY OR INTUBATION	15	15,392
	116 THERAPEUTIC UPPER GI ENDOSCOPY OR INTUBATION	1	3,826
	117 LOWER GASTROINTESTINAL ENDOSCOPY	3	27,082
	119 HERNIA AND HYDROCELE PROCEDURES	19	6,810
	120 COMPLEX ANAL AND RECTAL PROCEDURES	2	815
	123 COMPLEX LAPAROSCOPIC PROCEDURES	51	13,216
	124 SIMPLE LAPAROSCOPIC PROCEDURES	1	148
07	URINARY SYSTEM	1	6,921
	138 SIMPLE URETHRAL PROCEDURES	1	93
08	MALE GENITAL SYSTEM	1	2,946
	151 TESTICULAR AND EPIDIDYMAL PROCEDURES	1	1,341
09	FEMALE GENITAL SYSTEM	56	4,976
	173 TREATMENT OF SPONTANEOUS ABORTION	1	417
	176 COMPLEX FEMALE REPRODUCTIVE PROCEDURES	1	675
	177 SIMPLE FEMALE REPRODUCTIVE PROCEDURES	6	1,182
	178 DILATION AND CURETTAGE	3	891
	179 HYSTEROSCOPY	45	1,603
10	NERVOUS SYSTEM	8	14,776
	198 NERVE REPAIR AND DESTRUCTION	8	4,022
11	EYE AND OCULAR ADNEXA	25	10,576
	213 LASER EYE PROCEDURES	5	963
	214 CATARACT PROCEDURES	15	4,643
	221 COMPLEX REPAIR AND PLASTIC PROCEDURES OF EYE	5	694
12	FACIAL, EAR, NOSE, MOUTH AND THROAT	142	28,144
	234 COMPLEX FACIAL AND ENT PROCEDURES	8	4,770

AMB ST 1-4

UTAH HOSPITAL AND FREESTANDING AMBULATORY SURGERY CENTER (FASC) UTILIZATION AND CHARGE PROFILE OF OUTPATIENT SURGERY, 2002
 PROCEDURE APG CATEGORY, PROCEDURE APG

104 Bear River Valley Hospital

procedure APG category	procedure APG	TOTAL #	TOTAL # (ALL Hospitals)
	235 SIMPLE FACIAL AND ENT PROCEDURES	106	15,563
	236 TONSIL AND ADENOID PROCEDURES	28	7,583

AMB ST 1-5

UTAH HOSPITAL AND FREESTANDING AMBULATORY SURGERY CENTER (FASC) UTILIZATION AND CHARGE PROFILE OF OUTPATIENT SURGERY, 2002
 PROCEDURE APG CATEGORY, PROCEDURE APG, SINGLE APG ONLY

104 Bear River Valley Hospital

Procedure APG category	Procedure APG	TOTAL #	AVE TOT CHR	AVE TOT CHRG(ALL Hospitals)
01	INTEGUMENTARY SYSTEM	7	\$1,262	\$2,141
	007 COMPLEX EXCISION, BIOPSY AND DEBRIDEMENT	1	\$1,924	\$2,263
	011 SIMPLE INCISION AND EXCISION OF BREAST	3	\$1,647	\$1,987
	012 BREAST RECONSTRUCTION AND MASTECTOMY	3	\$657	\$3,739
02	MUSCULOSKELETAL SYSTEM	64	\$2,113	\$2,888
	021 COMPLEX MUSCULOSKELETAL PROCEDURES EXCLUDING HAND AND FOOT	8	\$2,700	\$3,672
	022 SIMPLE MUSCULOSKELETAL PROCEDURES EXCLUDING HAND AND FOOT	3	\$1,480	\$2,693
	023 COMPLEX HAND AND FOOT MUSCULOSKELETAL PROCEDURES	2	\$1,702	\$3,163
	024 SIMPLE HAND AND FOOT MUSCULOSKELETAL PROCEDURES	12	\$1,549	\$2,059
	025 ARTHROSCOPY	30	\$2,256	\$3,554
	029 CLOSED TREATMENT FX & DISLOCATION EXC FINGER, TOE & TRUNK	1	\$1,691	\$2,107
	030 OPEN OR PERCUTANEOUS TREATMENT OF FRACTURES	4	\$2,694	\$3,403
	032 BUNION PROCEDURES	3	\$1,567	\$2,827
	033 ARTHROPLASTY	1	\$2,338	\$3,660
05	HEMATOLOGIC, LYMPHATIC, AND ENDOCRINE	1	\$4,046	\$2,960
	095 DEEP LYMPH STRUCTURE AND THYROID PROCEDURES	1	\$4,046	\$3,516
06	DIGESTIVE SYSTEM	57	\$3,001	\$1,572
	115 DIAGNOSTIC UPPER GI ENDOSCOPY OR INTUBATION	12	\$1,138	\$827
	117 LOWER GASTROINTESTINAL ENDOSCOPY	1	\$736	\$860
	119 HERNIA AND HYDROCELE PROCEDURES	12	\$2,933	\$2,637
	120 COMPLEX ANAL AND RECTAL PROCEDURES	1	\$3,966	\$2,094
	123 COMPLEX LAPAROSCOPIC PROCEDURES	30	\$3,702	\$4,623
	124 SIMPLE LAPAROSCOPIC PROCEDURES	1	\$6,474	\$6,301
09	FEMALE GENITAL SYSTEM	27	\$2,311	\$2,440
	176 COMPLEX FEMALE REPRODUCTIVE PROCEDURES	1	\$2,880	\$3,888
	177 SIMPLE FEMALE REPRODUCTIVE PROCEDURES	1	\$1,124	\$2,279
	178 DILATION AND CURETTAGE	1	\$1,442	\$1,640
	179 HYSTEROSCOPY	24	\$2,373	\$2,869
10	NERVOUS SYSTEM	3	\$1,471	\$1,212
	198 NERVE REPAIR AND DESTRUCTION	3	\$1,471	\$1,869
11	EYE AND OCULAR ADNEXA	18	\$1,675	\$2,298
	213 LASER EYE PROCEDURES	1	\$610	\$575
	214 CATARACT PROCEDURES	15	\$1,868	\$2,599
	221 COMPLEX REPAIR AND PLASTIC PROCEDURES OF EYE	2	\$761	\$2,323
12	FACIAL, EAR, NOSE, MOUTH AND THROAT	89	\$657	\$1,870
	234 COMPLEX FACIAL AND ENT PROCEDURES	3	\$1,042	\$3,757
	235 SIMPLE FACIAL AND ENT PROCEDURES	62	\$339	\$1,293
	236 TONSIL AND ADENOID PROCEDURES	24	\$1,431	\$1,733

SOURCE: Utah Ambulatory Surgery Database
 Utah Health Data Committee/Office of Health Care Statistics

AMB ST 1-6

UTAH HOSPITAL AND FREESTANDING AMBULATORY SURGERY CENTER (FASC) UTILIZATION AND CHARGE PROFILE OF OUTPATIENT SURGERY, 2002
 NUMBER OF SELECTED AMBULATORY SURGERY PATIENT VISITS BY PATIENT PROFILE

104 Bear River Valley Hospital

Patient Profile	Patient Visits		Patient Visits-All Hospitals	
	(#)	(%)	(#)	(%)
GENDER				
Female	321	67.9	99,046	54.3
Male	152	32.1	83,377	45.7
Unknown	0	0.0	1	0.0
Not Reported	0	0.0	3	0.0
AGE				
1-28 days	0	0.0	201	0.1
29-365 days	6	1.3	2,806	1.5
1-4 years	20	4.2	10,230	5.6
5-9	11	2.3	5,477	3.0
10-14	13	2.7	4,621	2.5
15-17	28	5.9	4,481	2.5
18-19	23	4.9	3,763	2.1
20-24	49	10.4	11,153	6.1
25-29	46	9.7	10,390	5.7
30-34	32	6.8	10,476	5.7
35-39	47	9.9	10,951	6.0
40-44	38	8.0	13,202	7.2
45-49	44	9.3	14,095	7.7
50-54	33	7.0	15,731	8.6
55-59	14	3.0	13,738	7.5
60-64	6	1.3	11,970	6.6
65-69	22	4.7	11,268	6.2
70-74	14	3.0	10,407	5.7
75-79	13	2.7	8,832	4.8
80-84	7	1.5	5,577	3.1
85-89	4	0.8	2,334	1.3
90 +	3	0.6	720	0.4
Not Reported	0	0.0	205	0.1
SOURCE OF ADMISSION				
Physician Referral	468	98.9	170,677	93.6
Clinic Referral	0	0.0	371	0.2
HMO Referral	0	0.0	163	0.1
Other Hospital	0	0.0	143	0.1
Skilled Nursing Facility	0	0.0	17	0.0
Other Health Care Facility	0	0.0	19	0.0
Emergency Room	5	1.1	3,138	1.7
Court/Law Enforcement	0	0.0	4	0.0
Unknown	0	0.0	3,312	1.8
Not Reported	0	0.0	4,583	2.5

(Continued)

AMB ST 1-6

UTAH HOSPITAL AND FREESTANDING AMBULATORY SURGERY CENTER (FASC) UTILIZATION AND CHARGE PROFILE OF OUTPATIENT SURGERY, 2002
 NUMBER OF SELECTED AMBULATORY SURGERY PATIENT VISITS BY PATIENT PROFILE

104 Bear River Valley Hospital

Patient Profile	Patient Visits		Patient Visits-All Hospitals	
	(#)	(%)	(#)	(%)
DISCHARGE STATUS				
Home or Self Care	473	100.0	181,621	99.6
Another Hospital	0	0.0	132	0.1
Skilled Nursing Facility	0	0.0	207	0.1
Intermediate Care Facility	0	0.0	14	0.0
Another Type of Institution	0	0.0	41	0.0
Under Care of Home Service	0	0.0	184	0.1
Left Against Medical Advice	0	0.0	13	0.0
Under Care of Home IV Provider	0	0.0	8	0.0
Expired	0	0.0	6	0.0
Unknown	0	0.0	189	0.1
Not Reported	0	0.0	12	0.0
PRIMARY PAYER				
Medicare	48	10.1	39,406	21.6
Medicaid	9	1.9	12,181	6.7
Other government	8	1.7	2,765	1.5
Blue Cross/Blue Shield	73	15.4	25,235	13.8
Other Commercial	26	5.5	17,505	9.6
Managed Care(HMO, PPO)	160	33.8	77,069	42.2
Self Pay	138	29.2	2,955	1.6
Industrial & Worker Comp	7	1.5	3,998	2.2
Charity and Unclassified	0	0.0	123	0.1
Childrens Health Insurance	1	0.2	346	0.2
Unknown	3	0.6	703	0.4
Not Reported	0	0.0	141	0.1
LOCAL HEALTH DISTRICT OF PATIENT RESIDENCE				
Bear River	390	82.5	12,345	6.8
Central Utah	1	0.2	6,772	3.7
Davis County	7	1.5	19,304	10.6
Salt Lake County	4	0.8	62,264	34.1
Southeastern Utah	0	0.0	4,319	2.4
Southwest Utah	0	0.0	11,788	6.5
Summit County	0	0.0	1,676	0.9
Tooele County	0	0.0	3,248	1.8
Tri-County	0	0.0	4,686	2.6
Utah County	1	0.2	31,011	17.0
Wasatch County	0	0.0	1,317	0.7
Weber County	20	4.2	15,685	8.6
Unknown Utah	0	0.0	56	0.0
Outside Utah	50	10.6	7,881	4.3
Unknown, Not Reported	0	0.0	75	0.0

SOURCE: Utah Ambulatory Surgery Database,
 Utah Health Data Committee/Office of Health Care Statistics.

AMB ST 1-1

UTAH HOSPITAL AND FREESTANDING AMBULATORY SURGERY CENTER (FASC) UTILIZATION AND CHARGE PROFILE OF OUTPATIENT SURGERY, 2002
 NUMBER OF CPT-4 AND ICD-9 PROCEDURES BY SELECTED AMBULATORY SURGERY REPORTING CATEGORY

101 Beaver Valley Hospital

Reporting Category (ICD-9-CM CODES)	Procedures Performed		Procedures Performed-All Hospitals	
	(#)	(%)	(#)	(%)
Reporting Category (ICD-9-CM CODES)	212	100.0	300,948	100.0
Mastectomy (85.0-85.99)	4	1.9	6,951	2.3
Musculoskeletal (76.0-84.99)	4	1.9	53,689	17.8
Respiratory (30.0-34.99)	0	0.0	2,595	0.9
Cardiovascular (35.0-39.99)	5	2.4	13,957	4.6
Lymphatic/Hemetic (40.0-41.99)	0	0.0	2,092	0.7
Digestive System (42.0-54.99)	97	45.8	79,482	26.4
Urinary (55.0-59.99)	0	0.0	7,394	2.5
Male Genital (60.0-64.99)	5	2.4	3,824	1.3
Female Genital (65.0-71.99)	30	14.2	12,874	4.3
Endocrine/Nervous (01.0-07.99)	15	7.1	19,288	6.4
Eye (08.0-16.99)	0	0.0	19,110	6.3
Ear (18.0-20.99)	9	4.2	14,450	4.8
Nose, Mouth, Pharynx (21.0-29.99)	38	17.9	29,272	9.7
Other*	5	2.4	35,970	12.0
Reporting Category (CPT-4 CODES)	.	.	363,184	100.0
Mastectomy (19120-19220)	.	.	3,282	0.9
Musculoskeletal (20000-29909)	.	.	49,166	13.5
Respiratory (30000-32999)	.	.	12,335	3.4
Cardiovascular (33010-37799 & 93501-93660)	.	.	30,942	8.5
Lymphatic/Hemetic (38100-38999)	.	.	1,669	0.5
Diaphragm (39501-39599)	.	.	3	0.0
Digestive System (40490-49999)	.	.	84,020	23.1
Urinary (50010-53899)	.	.	8,260	2.3
Male Genital (54000-55899)	.	.	3,300	0.9
Female Genital (56405-58999)	.	.	8,683	2.4
Endocrine/Nervous (60000-64999)	.	.	17,357	4.8
Eye (65091-68899)	.	.	10,599	2.9
Ear (69000-69979)	.	.	8,100	2.2
Other*	.	.	125,468	34.5

SOURCE: Utah Ambulatory Surgery Database

Utah Health Data Committee/Office of Health Care Statistics.

* Procedure falls outside reporting categories.

AMB ST 1-2

UTAH HOSPITAL AND FREESTANDING AMBULATORY SURGERY CENTER (FASC) UTILIZATION AND CHARGE PROFILE OF OUTPATIENT SURGERY, 2002
 MOST COMMONLY PERFORMED CPT-4 AND ICD-9 PROCEDURES

101 Beaver Valley Hospital

ICD-9 CODE	ICD-9 DESCRIPTION	#	%	% ALL Hospitals
All ICD-9 Procedures				
4523	COLONOSCOPY	47	22.2	4.95
283	TONSILLECTOMY W/ADENOIDECTOMY	32	15.1	1.61
6909	OTH D&C UTERUS	18	8.5	0.61
4254	OTH INTRATHOR ESOPHAGOENTEROST	16	7.5	0.01
0443	RELEASE CARPAL TUNNEL	15	7.1	1.12
4525	CLO [ENDO] BX LG INTESTINE	9	4.2	1.85
2001	MYRINGOTOMY W/INSRT TUBE	7	3.3	3.82
5303	UNILAT REPR DIRECT ING HERN-GFT	5	2.4	0.38
6373	VASECTOMY	4	1.9	0.04
6816	CLO BX UTERUS	4	1.9	0.08
2132	LOC EXC/DESTRUC OTH LES NOSE	3	1.4	0.13
5305	UNILAT REPR ING HERN-GFT-NOS	3	1.4	0.14
8512	OP BX BREAST	3	1.4	0.10
8659	CLOSURE SKIN/SUBQ TISS OTH SITE	3	1.4	0.05
1829	EXC/DESTRUC OTH LES EXT EAR	2	0.9	0.11
282	TONSILLECTOMY WO ADENOIDECTOMY	2	0.9	0.67
3860	OTH EXC VESSELS UNS SITE	2	0.9	0.00
3899	OTH PUNCT VEIN	2	0.9	0.04
4524	FLEX SIGMOIDOSCOPY	2	0.9	0.25
5301	UNILAT REPR DIRECT ING HERN	2	0.9	0.03

CPT-4 CODE	CPT-4 DESCRIPTION	#	%	% ALL Hospitals
All CPT-4 Procedures				

Does not report CPTs

AMB ST 1-3

UTAH HOSPITAL AND FREESTANDING AMBULATORY SURGERY CENTER (FASC) UTILIZATION AND CHARGE PROFILE OF OUTPATIENT SURGERY, 2002
 AVERAGE TOTAL CHARGES FOR MOST COMMONLY PERFORMED CPT-4 AND ICD-9 PROCEDURES, SINGLE ICD-9 OR CPT-4 ONLY

101 Beaver Valley Hospital

ICD-9 CODE	ICD-9 DESCRIPTION	#	AVE TOT CHR	AVE TOT CHR(ALL Hospitals)
ICD-9 Procedures		186	\$1,126	\$2,254
4523	COLONOSCOPY	47	\$655	\$782
283	TONSILLECTOMY W/ADENOIDECTOMY	32	\$1,816	\$1,655
4254	OTH INTRATHOR ESOPHAGOENTEROST	16	\$728	\$728
6909	OTH D&C UTERUS	14	\$1,546	\$1,868
0443	RELEASE CARPAL TUNNEL	13	\$1,146	\$1,705
4525	CLO [ENDO] BX LG INTESTINE	9	\$736	\$1,109
2001	MYRINGOTOMY W/INSRT TUBE	7	\$919	\$1,056
5303	UNILAT REPR DIRECT ING HERN-GFT	5	\$2,214	\$3,023
6816	CLO BX UTERUS	4	\$55	\$1,819
5305	UNILAT REPR ING HERN-GFT-NOS	3	\$2,304	\$3,273
6373	VASECTOMY	3	\$234	\$1,450
2132	LOC EXC/DESTRUC OTH LES NOSE	2	\$317	\$1,497
282	TONSILLECTOMY WO ADENOIDECTOMY	2	\$1,481	\$1,956
3860	OTH EXC VESSELS UNS SITE	2	\$47	\$47
3899	OTH PUNCT VEIN	2	\$30	\$321
4524	FLEX SIGMOIDOSCOPY	2	\$287	\$456
5304	UNILAT REPR INDIRECT ING HERN-GFT	2	\$2,595	\$2,917
6639	OTH BILAT DEST/OCCLU FALLOP TUBES	2	\$1,472	\$2,435
8084	OTH LOC EXC/DEST JT LES-HND-FINGR	2	\$328	\$1,674
1829	EXC/DESTRUC OTH LES EXT EAR	1	\$55	\$1,693

CPT-4 CODE	CPT-4 DESCRIPTION	#	AVE TOT CHR	AVE TOT CHR(ALL Hospitals)
CPT-4 Procedures				

Does not report CPTs

AMB ST 1-6

UTAH HOSPITAL AND FREESTANDING AMBULATORY SURGERY CENTER (FASC) UTILIZATION AND CHARGE PROFILE OF OUTPATIENT SURGERY, 2002
 NUMBER OF SELECTED AMBULATORY SURGERY PATIENT VISITS BY PATIENT PROFILE

101 Beaver Valley Hospital

Patient Profile	Patient Visits		Patient Visits-All Hospitals	
	(#)	(%)	(#)	(%)
GENDER				
Female	108	54.3	99,046	54.3
Male	88	44.2	83,377	45.7
Unknown	0	0.0	1	0.0
Not Reported	3	1.5	3	0.0
AGE				
1-28 days	0	0.0	201	0.1
29-365 days	1	0.5	2,806	1.5
1-4 years	13	6.5	10,230	5.6
5-9	12	6.0	5,477	3.0
10-14	4	2.0	4,621	2.5
15-17	8	4.0	4,481	2.5
18-19	7	3.5	3,763	2.1
20-24	10	5.0	11,153	6.1
25-29	7	3.5	10,390	5.7
30-34	8	4.0	10,476	5.7
35-39	7	3.5	10,951	6.0
40-44	12	6.0	13,202	7.2
45-49	11	5.5	14,095	7.7
50-54	17	8.5	15,731	8.6
55-59	12	6.0	13,738	7.5
60-64	13	6.5	11,970	6.6
65-69	21	10.6	11,268	6.2
70-74	22	11.1	10,407	5.7
75-79	7	3.5	8,832	4.8
80-84	2	1.0	5,577	3.1
85-89	5	2.5	2,334	1.3
90 +	0	0.0	720	0.4
Not Reported	0	0.0	205	0.1
SOURCE OF ADMISSION				
Physician Referral	183	92.0	170,677	93.6
Clinic Referral	0	0.0	371	0.2
HMO Referral	0	0.0	163	0.1
Other Hospital	0	0.0	143	0.1
Skilled Nursing Facility	0	0.0	17	0.0
Other Health Care Facility	0	0.0	19	0.0
Emergency Room	16	8.0	3,138	1.7
Court/Law Enforcement	0	0.0	4	0.0
Unknown	0	0.0	3,312	1.8
Not Reported	0	0.0	4,583	2.5

(Continued)

AMB ST 1-6

UTAH HOSPITAL AND FREESTANDING AMBULATORY SURGERY CENTER (FASC) UTILIZATION AND CHARGE PROFILE OF OUTPATIENT SURGERY, 2002
 NUMBER OF SELECTED AMBULATORY SURGERY PATIENT VISITS BY PATIENT PROFILE

101 Beaver Valley Hospital

Patient Profile	Patient Visits		Patient Visits-All Hospitals	
	(#)	(%)	(#)	(%)
DISCHARGE STATUS				
Home or Self Care	195	98.0	181,621	99.6
Another Hospital	0	0.0	132	0.1
Skilled Nursing Facility	0	0.0	207	0.1
Intermediate Care Facility	3	1.5	14	0.0
Another Type of Institution	0	0.0	41	0.0
Under Care of Home Service	1	0.5	184	0.1
Left Against Medical Advice	0	0.0	13	0.0
Under Care of Home IV Provider	0	0.0	8	0.0
Expired	0	0.0	6	0.0
Unknown	0	0.0	189	0.1
Not Reported	0	0.0	12	0.0
PRIMARY PAYER				
Medicare	60	30.2	39,406	21.6
Medicaid	35	17.6	12,181	6.7
Other government	1	0.5	2,765	1.5
Blue Cross/Blue Shield	25	12.6	25,235	13.8
Other Commercial	26	13.1	17,505	9.6
Managed Care(HMO, PPO)	45	22.6	77,069	42.2
Self Pay	4	2.0	2,955	1.6
Industrial & Worker Comp	3	1.5	3,998	2.2
Charity and Unclassified	0	0.0	123	0.1
Childrens Health Insurance	0	0.0	346	0.2
Unknown	0	0.0	703	0.4
Not Reported	0	0.0	141	0.1
LOCAL HEALTH DISTRICT OF PATIENT RESIDENCE				
Bear River	0	0.0	12,345	6.8
Central Utah	1	0.5	6,772	3.7
Davis County	0	0.0	19,304	10.6
Salt Lake County	0	0.0	62,264	34.1
Southeastern Utah	0	0.0	4,319	2.4
Southwest Utah	194	97.5	11,788	6.5
Summit County	0	0.0	1,676	0.9
Tooele County	1	0.5	3,248	1.8
Tri-County	0	0.0	4,686	2.6
Utah County	0	0.0	31,011	17.0
Wasatch County	0	0.0	1,317	0.7
Weber County	0	0.0	15,685	8.6
Unknown Utah	0	0.0	56	0.0
Outside Utah	2	1.0	7,881	4.3
Unknown, Not Reported	1	0.5	75	0.0

SOURCE: Utah Ambulatory Surgery Database,
 Utah Health Data Committee/Office of Health Care Statistics.

AMB ST 1-1

UTAH HOSPITAL AND FREESTANDING AMBULATORY SURGERY CENTER (FASC) UTILIZATION AND CHARGE PROFILE OF OUTPATIENT SURGERY, 2002
 NUMBER OF CPT-4 AND ICD-9 PROCEDURES BY SELECTED AMBULATORY SURGERY REPORTING CATEGORY

103 Brigham City Community Hospital

Reporting Category (ICD-9-CM CODES)	Procedures Performed		Procedures Performed-All Hospitals	
	(#)	(%)	(#)	(%)
Reporting Category (ICD-9-CM CODES)	3,435	100.0	300,948	100.0
Mastectomy (85.0-85.99)	88	2.6	6,951	2.3
Musculoskeletal (76.0-84.99)	787	22.9	53,689	17.8
Respiratory (30.0-34.99)	2	0.1	2,595	0.9
Cardiovascular (35.0-39.99)	7	0.2	13,957	4.6
Lymphatic/Hemetic (40.0-41.99)	18	0.5	2,092	0.7
Digestive System (42.0-54.99)	937	27.3	79,482	26.4
Urinary (55.0-59.99)	7	0.2	7,394	2.5
Male Genital (60.0-64.99)	19	0.6	3,824	1.3
Female Genital (65.0-71.99)	298	8.7	12,874	4.3
Endocrine/Nervous (01.0-07.99)	207	6.0	19,288	6.4
Eye (08.0-16.99)	454	13.2	19,110	6.3
Ear (18.0-20.99)	214	6.2	14,450	4.8
Nose, Mouth, Pharynx (21.0-29.99)	80	2.3	29,272	9.7
Other*	317	9.2	35,970	12.0
Reporting Category (CPT-4 CODES)	2,442	100.0	363,184	100.0
Mastectomy (19120-19220)	53	2.2	3,282	0.9
Musculoskeletal (20000-29909)	515	21.1	49,166	13.5
Respiratory (30000-32999)	6	0.2	12,335	3.4
Cardiovascular (33010-37799 & 93501-93660)	28	1.1	30,942	8.5
Lymphatic/Hemetic (38100-38999)	15	0.6	1,669	0.5
Diaphragm (39501-39599)	0	0.0	3	0.0
Digestive System (40490-49999)	918	37.6	84,020	23.1
Urinary (50010-53899)	11	0.5	8,260	2.3
Male Genital (54000-55899)	13	0.5	3,300	0.9
Female Genital (56405-58999)	185	7.6	8,683	2.4
Endocrine/Nervous (60000-64999)	143	5.9	17,357	4.8
Eye (65091-68899)	234	9.6	10,599	2.9
Ear (69000-69979)	113	4.6	8,100	2.2
Other*	208	8.5	125,468	34.5

SOURCE: Utah Ambulatory Surgery Database

Utah Health Data Committee/Office of Health Care Statistics.

* Procedure falls outside reporting categories.

AMB ST 1-2

UTAH HOSPITAL AND FREESTANDING AMBULATORY SURGERY CENTER (FASC) UTILIZATION AND CHARGE PROFILE OF OUTPATIENT SURGERY, 2002
 MOST COMMONLY PERFORMED CPT-4 AND ICD-9 PROCEDURES

103 Brigham City Community Hospital

ICD-9 CODE	ICD-9 DESCRIPTION	#	%	% ALL Hospitals
All ICD-9 Procedures		3,435	100.0	100.0
4516	ESOPHAGOGASTRODUODENOSCPY-CLO BX	201	5.9	4.22
1371	IOL PROSTH-CATARACT EXTRACT-1-STAGE	192	5.6	1.56
1341	PHACOEMULSIFICATION-ASPIR CATARACT	190	5.5	1.53
2001	MYRINGOTOMY W/INSRT TUBE	179	5.2	3.82
4523	COLONOSCOPY	119	3.5	4.95
9923	INJ STEROID	114	3.3	2.23
0392	INJ OTH AGENT SPINAL CANAL	109	3.2	2.02
5123	LAP CHOLEY	89	2.6	1.92
8026	ARTHSCPY-KNEE	86	2.5	1.07
4542	ENDO POLYPECTOMY LG INTESTINE	83	2.4	2.58
8753	INTRAOP CHOLANGIOGRAM	77	2.2	1.09
806	EXC SEMILUNAR CARTILAGE-KNEE	65	1.9	1.56
8021	ARTHSCPY-SHLDR	60	1.7	0.38
0443	RELEASE CARPAL TUNNEL	59	1.7	1.12
4525	CLO [ENDO] BX LG INTESTINE	56	1.6	1.85
8183	OTH REPR SHLDR	55	1.6	0.55
4513	OTH ENDO SM INTESTINE	54	1.6	1.87
6823	ENDOMETRIAL ABLATION	54	1.6	0.21
8521	LOC EXC LES BREAST	54	1.6	1.03
283	TONSILLECTOMY W/ADENOIDECTOMY	52	1.5	1.61

CPT-4 CODE	CPT-4 DESCRIPTION	#	%	% ALL Hospitals
All CPT-4 Procedures		2,442	100.0	100.0
43239	UGI ENDO; W/BX 1/MX	202	8.3	3.22
66984	EXTRACAPSULAR CATARACT REMV IOL	192	7.9	1.23
62311	INJ 1 NOT NEUROLYTIC-EPID; LUMB/	109	4.5	0.98
69436	TYMPANOSTOMY GENERAL ANESTHESIA	99	4.1	1.65
45385	COLONOSCOPY FLEX; W/REMV LES-SNA	94	3.8	2.05
45378	COLONOSCOPY FLEX; DX-SEP PROC	92	3.8	3.53
47563	LAPARSCPY SURG; CHOLECT W/CHOLAN	77	3.2	0.89
45380	COLONOSCOPY FLEX; W/BX 1/MX	70	2.9	1.47
58558	HYSTEROSCPY SURG; W/BX &/ POLYPE	54	2.2	0.26
58563	HYSTEROSC SURG; W/ENDOMETRIAL AB	53	2.2	0.14
43248	UGI ENDO; W/INSRT GUIDE WIRE	50	2.0	0.14
29826	SCOPE SHOULDER; DECOMP SUBACROM	46	1.9	0.46
42820	T&A; UNDER AGE 12	46	1.9	1.02
29881	SCOPE KNEE SURG;W/MENISCECT MED/	45	1.8	0.99
29848	ENDO WRST SURG REL TRNS CARP LIG	43	1.8	0.22
49505	REPR INIT ING HERNIA 5YR/MORE; R	43	1.8	0.79
44970	LAPAROSCOPY SURGICAL APPENDECTOM	32	1.3	0.27
23120	CLAVICULECTOMY; PARTIAL	29	1.2	0.18
19290	PREOP PLCMT NDLE LOC WIRE BREAST	27	1.1	0.15
23410	REP RUP MUSCULOTENDINUS CUFF OPN	26	1.1	0.06

SOURCE: Utah Ambulatory Surgery Database
 Utah Health Data Committee/Office of Health Care Statistics

AMB ST 1-3

UTAH HOSPITAL AND FREESTANDING AMBULATORY SURGERY CENTER (FASC) UTILIZATION AND CHARGE PROFILE OF OUTPATIENT SURGERY, 2002
 AVERAGE TOTAL CHARGES FOR MOST COMMONLY PERFORMED CPT-4 AND ICD-9 PROCEDURES, SINGLE ICD-9 OR CPT-4 ONLY

103 Brigham City Community Hospital

ICD-9 CODE	ICD-9 DESCRIPTION	#	AVE TOT CHRG	AVE TOT CHRG (ALL Hospitals)
ICD-9 Procedures		829	\$2,433	\$2,254
4516	ESOPHAGOGASTRODUODENOSCPY-CLO BX	140	\$1,500	\$938
4523	COLONOSCOPY	102	\$1,903	\$782
4542	ENDO POLYPECTOMY LG INTESTINE	59	\$2,087	\$1,037
283	TONSILLECTOMY W/ADENOIDECTOMY	48	\$1,953	\$1,655
4525	CLO [ENDO] BX LG INTESTINE	32	\$2,039	\$1,109
4701	LAP APPENDECTOMY	21	\$5,370	\$5,663
6952	ASPIR CURET FOLLOWING DELIV/AB	19	\$1,477	\$1,722
8521	LOC EXC LES BREAST	17	\$2,276	\$2,019
4513	OTH ENDO SM INTESTINE	16	\$1,670	\$756
6902	D&C FOLLOWING DELIV/AB	14	\$1,749	\$1,984
5349	OTH UMB HERNIORRHAPHY	12	\$2,935	\$2,059
6909	OTH D&C UTERUS	12	\$1,646	\$1,868
5123	LAP CHOLEY	11	\$5,976	\$4,729
5303	UNILAT REPR DIRECT ING HERN-GFT	11	\$4,338	\$3,023
4824	CLO [ENDO] BX RECTUM	10	\$1,901	\$1,051
4836	[ENDO] POLYPECTOMY RECTUM	10	\$2,228	\$1,034
5304	UNILAT REPR INDIRECT ING HERN-GFT	10	\$4,279	\$2,917
282	TONSILLECTOMY WO ADENOIDECTOMY	9	\$2,241	\$1,956
8221	EXC LES TENDON SHEATH HAND	9	\$1,993	\$1,707
5305	UNILAT REPR ING HERN-GFT-NOS	8	\$4,328	\$3,273

CPT-4 CODE	CPT-4 DESCRIPTION	#	AVE TOT CHRG	AVE TOT CHRG (ALL Hospitals)
CPT-4 Procedures		1,477	\$2,581	\$2,003
66984	EXTRACAPSULAR CATARACT REMV IOL	188	\$2,828	\$2,599
43239	UGI ENDO; W/BX 1/MX	142	\$1,500	\$889
62311	INJ 1 NOT NEUROLYTIC-EPID; LUMB/	106	\$169	\$489
45378	COLONOSCOPY FLEX; DX-SEP PROC	78	\$1,929	\$741
69436	TYMPANOSTOMY GENERAL ANESTHESIA	75	\$1,707	\$934
45385	COLONOSCOPY FLEX; W/REMV LES-SNA	72	\$2,110	\$947
47563	LAPARSCPY SURG; CHOLECT W/CHOLAN	61	\$5,831	\$4,959
45380	COLONOSCOPY FLEX; W/BX 1/MX	49	\$1,996	\$1,052
42820	T&A; UNDER AGE 12	42	\$1,912	\$1,610
29848	ENDO WRST SURG REL TRNS CARP LIG	36	\$2,894	\$1,969
49505	REPR INIT ING HERNIA 5YR/MORE; R	34	\$4,076	\$2,803
29881	SCOPE KNEE SURG;W/MENISCECT MED/	26	\$3,504	\$3,358
44970	LAPAROSCOPY SURGICAL APPENDECTOM	25	\$5,497	\$5,612
29826	SCOPE SHOULDER; DECOMP SUBACROM	20	\$4,537	\$4,689
19120	EXC BRST CYST TUMR/LES OPN M/F 1	18	\$2,367	\$1,911
23410	REP RUP MUSCULOTENDINUS CUFF OPN	18	\$4,694	\$5,185
G0105	COLOREC CANCR SCR; COLNSCPY HI R	17	\$1,826	\$1,454
43235	UGI ENDO; DX W/WO CLCT SPECMN-SP	16	\$1,670	\$661
59820	TX MISSED AB Cmpl SURG; 1ST TRIM	16	\$1,476	\$2,230
29880	SCOPE KNEE SURG;W/MENISCECT MED&	15	\$3,992	\$3,518

SOURCE: Utah Ambulatory Surgery Database
 Utah Health Data Committee/Office of Health Care Statistics

AMB ST 1-4

UTAH HOSPITAL AND FREESTANDING AMBULATORY SURGERY CENTER (FASC) UTILIZATION AND CHARGE PROFILE OF OUTPATIENT SURGERY, 2002
 PROCEDURE APG CATEGORY, PROCEDURE APG

103 Brigham City Community Hospital

Procedure APG category	Procedure APG	TOTAL #	TOTAL # (ALL Hospitals)
01	INTEGUMENTARY SYSTEM	183	13,519
	002 SUPERFICIAL NEEDLE BIOPSY AND ASPIRATION	4	2,597
	003 COMPLEX INCISION AND DRAINAGE	1	106
	004 SIMPLE INCISION AND DRAINAGE	5	96
	006 SIMPLE DEBRIDEMENT AND DESTRUCTION	9	588
	007 COMPLEX EXCISION, BIOPSY AND DEBRIDEMENT	15	1,731
	008 SIMPLE EXCISION AND BIOPSY	36	1,756
	009 COMPLEX SKIN REPAIRS INCL INTEGUMENT GRAFTS, TRANSFER & REARRANGE	11	1,422
	010 SIMPLE SKIN REPAIR	21	599
	011 SIMPLE INCISION AND EXCISION OF BREAST	77	3,917
	012 BREAST RECONSTRUCTION AND MASTECTOMY	4	671
02	MUSCULOSKELETAL SYSTEM	511	42,903
	021 COMPLEX MUSCULOSKELETAL PROCEDURES EXCLUDING HAND AND FOOT	109	5,617
	022 SIMPLE MUSCULOSKELETAL PROCEDURES EXCLUDING HAND AND FOOT	18	1,767
	023 COMPLEX HAND AND FOOT MUSCULOSKELETAL PROCEDURES	6	1,639
	024 SIMPLE HAND AND FOOT MUSCULOSKELETAL PROCEDURES	96	9,596
	025 ARTHROSCOPY	214	17,119
	029 CLOSED TREATMENT FX & DISLOCATION EXC FINGER, TOE & TRUNK	8	627
	030 OPEN OR PERCUTANEOUS TREATMENT OF FRACTURES	25	2,741
	031 BONE OR JOINT MANIPULATION UNDER ANESTHESIA	2	332
	032 BUNION PROCEDURES	22	1,318
	033 ARTHROPLASTY	1	483
	034 HAND AND FOOT TENOTOMY	1	167
	035 ARTHROCENTESIS AND LIGAMENT OR TENDON INJECTION	9	1,334
03	RESPIRATORY SYSTEM	3	6,869
	051 PULMONARY TESTS	2	212
	053 COMPLEX ENDOSCOPY OF THE UPPER AIRWAY	1	4,423
04	CARDIOVASCULAR SYSTEM	12	23,208
	075 PLACEMENT OF TRANSVENOUS CATHETERS	1	737
	080 MINOR VASCULAR REPAIR AND FISTULA CONSTRUCTION	9	1,191
	082 VASCULAR LIGATION	2	507
05	HEMATOLOGIC, LYMPHATIC, AND ENDOCRINE	25	2,265
	095 DEEP LYMPH STRUCTURE AND THYROID PROCEDURES	10	1,385
	097 TRANSFUSION	15	757
06	DIGESTIVE SYSTEM	908	71,902
	112 ESOPHAGEAL DILATION WITHOUT ENDOSCOPY	1	1,062
	113 ANOSCOPY WITH BIOPSY AND DIAGNOSTIC PROCTOSIGMOIDOSCOPY	4	820
	115 DIAGNOSTIC UPPER GI ENDOSCOPY OR INTUBATION	225	15,392
	116 THERAPEUTIC UPPER GI ENDOSCOPY OR INTUBATION	78	3,826
	117 LOWER GASTROINTESTINAL ENDOSCOPY	289	27,082
	119 HERNIA AND HYDROCELE PROCEDURES	97	6,810
	120 COMPLEX ANAL AND RECTAL PROCEDURES	12	815
	121 SIMPLE ANAL AND RECTAL PROCEDURES	13	464
	122 MISCELLANEOUS ABDOMINAL PROCEDURES	6	325
	123 COMPLEX LAPAROSCOPIC PROCEDURES	178	13,216
	124 SIMPLE LAPAROSCOPIC PROCEDURES	5	148

AMB ST 1-4

UTAH HOSPITAL AND FREESTANDING AMBULATORY SURGERY CENTER (FASC) UTILIZATION AND CHARGE PROFILE OF OUTPATIENT SURGERY, 2002
 PROCEDURE APG CATEGORY, PROCEDURE APG

103 Brigham City Community Hospital

procedure APG category	procedure APG	TOTAL #	TOTAL # (ALL Hospitals)
07	URINARY SYSTEM	9	6,921
	131 RENAL EXTRACORPOREAL SHOCK WAVE LITHOTRIPSY	6	705
	135 MODERATE CYSTOURETHROSCOPY	3	2,121
08	MALE GENITAL SYSTEM	12	2,946
	151 TESTICULAR AND EPIDIDYMAL PROCEDURES	8	1,341
	152 INSERTION OF PENILE PROSTHESIS	2	50
	154 SIMPLE PENILE PROCEDURES	2	896
09	FEMALE GENITAL SYSTEM	182	4,976
	173 TREATMENT OF SPONTANEOUS ABORTION	32	417
	176 COMPLEX FEMALE REPRODUCTIVE PROCEDURES	3	675
	177 SIMPLE FEMALE REPRODUCTIVE PROCEDURES	14	1,182
	178 DILATION AND CURETTAGE	16	891
	179 HYSTEROSCOPY	112	1,603
	180 COLPOSCOPY	5	184
10	NERVOUS SYSTEM	143	14,776
	195 NERVOUS SYSTEM INJECTIONS, STIMULATIONS OR CRANIAL TAP	120	9,554
	198 NERVE REPAIR AND DESTRUCTION	18	4,022
	199 SPINAL TAP	5	496
11	EYE AND OCULAR ADNEXA	234	10,576
	214 CATARACT PROCEDURES	194	4,643
	215 COMPLEX ANTERIOR SEGMENT EYE PROCEDURES	5	485
	216 MODERATE ANTERIOR SEGMENT EYE PROCEDURES	5	313
	217 SIMPLE ANTERIOR SEGMENT EYE PROCEDURES	4	197
	220 STRABISMUS AND MUSCLE EYE PROCEDURES	15	716
	221 COMPLEX REPAIR AND PLASTIC PROCEDURES OF EYE	6	694
	222 SIMPLE REPAIR AND PLASTIC PROCEDURES OF EYE	5	441
12	FACIAL, EAR, NOSE, MOUTH AND THROAT	186	28,144
	234 COMPLEX FACIAL AND ENT PROCEDURES	2	4,770
	235 SIMPLE FACIAL AND ENT PROCEDURES	120	15,563
	236 TONSIL AND ADENOID PROCEDURES	64	7,583

SOURCE: Utah Ambulatory Surgery Database
 Utah Health Data Committee/Office of Health Care Statistics

AMB ST 1-5

UTAH HOSPITAL AND FREESTANDING AMBULATORY SURGERY CENTER (FASC) UTILIZATION AND CHARGE PROFILE OF OUTPATIENT SURGERY, 2002
 PROCEDURE APG CATEGORY, PROCEDURE APG, SINGLE APG ONLY

103 Brigham City Community Hospital

Procedure APG category	Procedure APG	TOTAL #	AVE TOT CHRGR	AVE TOT CHRGR(ALL Hospitals)
01	INTEGUMENTARY SYSTEM	37	\$2,275	\$2,141
	002 SUPERFICIAL NEEDLE BIOPSY AND ASPIRATION	3	\$292	\$1,559
	004 SIMPLE INCISION AND DRAINAGE	1	\$1,951	\$2,119
	006 SIMPLE DEBRIDEMENT AND DESTRUCTION	2	\$2,525	\$1,861
	007 COMPLEX EXCISION, BIOPSY AND DEBRIDEMENT	4	\$2,720	\$2,263
	008 SIMPLE EXCISION AND BIOPSY	2	\$1,777	\$2,174
	009 COMPLEX SKIN REPAIRS INCL INTEGUMENT GRAFTS, TRANSFER & REARRAN	3	\$2,941	\$2,942
	010 SIMPLE SKIN REPAIR	2	\$1,514	\$2,803
	011 SIMPLE INCISION AND EXCISION OF BREAST	18	\$2,367	\$1,987
	012 BREAST RECONSTRUCTION AND MASTECTOMY	2	\$3,700	\$3,739
02	MUSCULOSKELETAL SYSTEM	244	\$3,362	\$2,888
	021 COMPLEX MUSCULOSKELETAL PROCEDURES EXCLUDING HAND AND FOOT	43	\$3,873	\$3,672
	022 SIMPLE MUSCULOSKELETAL PROCEDURES EXCLUDING HAND AND FOOT	7	\$3,567	\$2,693
	023 COMPLEX HAND AND FOOT MUSCULOSKELETAL PROCEDURES	5	\$3,377	\$3,163
	024 SIMPLE HAND AND FOOT MUSCULOSKELETAL PROCEDURES	51	\$2,471	\$2,059
	025 ARTHROSCOPY	106	\$3,647	\$3,554
	029 CLOSED TREATMENT FX & DISLOCATION EXC FINGER, TOE & TRUNK	4	\$2,446	\$2,107
	030 OPEN OR PERCUTANEOUS TREATMENT OF FRACTURES	19	\$3,746	\$3,403
	031 BONE OR JOINT MANIPULATION UNDER ANESTHESIA	2	\$864	\$2,080
	032 BUNION PROCEDURES	6	\$2,743	\$2,827
	035 ARTHROCENTESIS AND LIGAMENT OR TENDON INJECTION	1	\$232	\$491
03	RESPIRATORY SYSTEM	1	\$5,801	\$1,741
	053 COMPLEX ENDOSCOPY OF THE UPPER AIRWAY	1	\$5,801	\$3,025
04	CARDIOVASCULAR SYSTEM	11	\$3,908	\$4,411
	080 MINOR VASCULAR REPAIR AND FISTULA CONSTRUCTION	9	\$3,877	\$3,583
	082 VASCULAR LIGATION	2	\$4,049	\$3,615
05	HEMATOLOGIC, LYMPHATIC, AND ENDOCRINE	10	\$2,159	\$2,960
	095 DEEP LYMPH STRUCTURE AND THYROID PROCEDURES	6	\$3,188	\$3,516
	097 TRANSFUSION	4	\$617	\$2,051
06	DIGESTIVE SYSTEM	607	\$2,741	\$1,572
	113 ANOSCOPY WITH BIOPSY AND DIAGNOSTIC PROCTOSIGMOIDOSCOPY	4	\$1,411	\$592
	115 DIAGNOSTIC UPPER GI ENDOSCOPY OR INTUBATION	160	\$1,516	\$827
	116 THERAPEUTIC UPPER GI ENDOSCOPY OR INTUBATION	24	\$2,078	\$1,177
	117 LOWER GASTROINTESTINAL ENDOSCOPY	227	\$1,992	\$860
	119 HERNIA AND HYDROCELE PROCEDURES	56	\$3,735	\$2,637
	120 COMPLEX ANAL AND RECTAL PROCEDURES	8	\$2,787	\$2,094
	121 SIMPLE ANAL AND RECTAL PROCEDURES	5	\$3,560	\$1,884
	122 MISCELLANEOUS ABDOMINAL PROCEDURES	2	\$2,379	\$2,210
	123 COMPLEX LAPAROSCOPIC PROCEDURES	120	\$5,462	\$4,623
	124 SIMPLE LAPAROSCOPIC PROCEDURES	1	\$3,787	\$6,301
07	URINARY SYSTEM	9	\$6,664	\$3,060
	131 RENAL EXTRACORPOREAL SHOCK WAVE LITHOTRIPSY	6	\$8,273	\$4,872
	135 MODERATE CYSTOURETHROSCOPY	3	\$3,446	\$2,505
08	MALE GENITAL SYSTEM	5	\$4,354	\$2,312
	151 TESTICULAR AND EPIDIDYMAL PROCEDURES	1	\$3,368	\$2,147
	152 INSERTION OF PENILE PROSTHESIS	2	\$6,875	\$10,127

AMB ST 1-5

UTAH HOSPITAL AND FREESTANDING AMBULATORY SURGERY CENTER (FASC) UTILIZATION AND CHARGE PROFILE OF OUTPATIENT SURGERY, 2002
 PROCEDURE APG CATEGORY, PROCEDURE APG, SINGLE APG ONLY

103 Brigham City Community Hospital

procedure APG category	Procedure APG	TOTAL #	AVE TOT CHRGR	AVE TOT CHRGR(ALL Hospitals)
	154 SIMPLE PENILE PROCEDURES	2	\$2,327	\$1,239
09	FEMALE GENITAL SYSTEM	61	\$1,912	\$2,440
	173 TREATMENT OF SPONTANEOUS ABORTION	32	\$1,579	\$2,375
	176 COMPLEX FEMALE REPRODUCTIVE PROCEDURES	3	\$4,486	\$3,888
	177 SIMPLE FEMALE REPRODUCTIVE PROCEDURES	6	\$2,414	\$2,279
	178 DILATION AND CURETTAGE	14	\$1,665	\$1,640
	179 HYSTEROSCOPY	6	\$2,472	\$2,869
10	NERVOUS SYSTEM	119	\$301	\$1,212
	195 NERVOUS SYSTEM INJECTIONS, STIMULATIONS OR CRANIAL TAP	111	\$232	\$543
	198 NERVE REPAIR AND DESTRUCTION	4	\$2,272	\$1,869
	199 SPINAL TAP	4	\$244	\$857
11	EYE AND OCULAR ADNEXA	213	\$2,791	\$2,298
	214 CATARACT PROCEDURES	189	\$2,832	\$2,599
	215 COMPLEX ANTERIOR SEGMENT EYE PROCEDURES	4	\$1,642	\$1,885
	216 MODERATE ANTERIOR SEGMENT EYE PROCEDURES	4	\$2,574	\$1,811
	217 SIMPLE ANTERIOR SEGMENT EYE PROCEDURES	1	\$2,516	\$1,936
	220 STRABISMUS AND MUSCLE EYE PROCEDURES	6	\$3,666	\$1,590
	221 COMPLEX REPAIR AND PLASTIC PROCEDURES OF EYE	5	\$2,185	\$2,323
	222 SIMPLE REPAIR AND PLASTIC PROCEDURES OF EYE	4	\$1,705	\$1,230
12	FACIAL, EAR, NOSE, MOUTH AND THROAT	140	\$1,860	\$1,870
	235 SIMPLE FACIAL AND ENT PROCEDURES	83	\$1,764	\$1,293
	236 TONSIL AND ADENOID PROCEDURES	57	\$1,999	\$1,733

AMB ST 1-6

UTAH HOSPITAL AND FREESTANDING AMBULATORY SURGERY CENTER (FASC) UTILIZATION AND CHARGE PROFILE OF OUTPATIENT SURGERY, 2002
 NUMBER OF SELECTED AMBULATORY SURGERY PATIENT VISITS BY PATIENT PROFILE

103 Brigham City Community Hospital

Patient Profile	Patient Visits		Patient Visits-All Hospitals	
	(#)	(%)	(#)	(%)
GENDER				
Female	1,123	59.0	99,046	54.3
Male	781	41.0	83,377	45.7
Unknown	0	0.0	1	0.0
Not Reported	0	0.0	3	0.0
AGE				
1-28 days	0	0.0	201	0.1
29-365 days	37	1.9	2,806	1.5
1-4 years	78	4.1	10,230	5.6
5-9	43	2.3	5,477	3.0
10-14	32	1.7	4,621	2.5
15-17	39	2.0	4,481	2.5
18-19	32	1.7	3,763	2.1
20-24	97	5.1	11,153	6.1
25-29	83	4.4	10,390	5.7
30-34	95	5.0	10,476	5.7
35-39	125	6.6	10,951	6.0
40-44	143	7.5	13,202	7.2
45-49	132	6.9	14,095	7.7
50-54	128	6.7	15,731	8.6
55-59	114	6.0	13,738	7.5
60-64	116	6.1	11,970	6.6
65-69	159	8.4	11,268	6.2
70-74	144	7.6	10,407	5.7
75-79	155	8.1	8,832	4.8
80-84	93	4.9	5,577	3.1
85-89	47	2.5	2,334	1.3
90 +	12	0.6	720	0.4
Not Reported	0	0.0	205	0.1
SOURCE OF ADMISSION				
Physician Referral	1,813	95.2	170,677	93.6
Clinic Referral	2	0.1	371	0.2
HMO Referral	0	0.0	163	0.1
Other Hospital	0	0.0	143	0.1
Skilled Nursing Facility	0	0.0	17	0.0
Other Health Care Facility	0	0.0	19	0.0
Emergency Room	88	4.6	3,138	1.7
Court/Law Enforcement	0	0.0	4	0.0
Unknown	0	0.0	3,312	1.8
Not Reported	1	0.1	4,583	2.5

(Continued)

AMB ST 1-6

UTAH HOSPITAL AND FREESTANDING AMBULATORY SURGERY CENTER (FASC) UTILIZATION AND CHARGE PROFILE OF OUTPATIENT SURGERY, 2002
 NUMBER OF SELECTED AMBULATORY SURGERY PATIENT VISITS BY PATIENT PROFILE

103 Brigham City Community Hospital

Patient Profile	Patient Visits		Patient Visits-All Hospitals	
	(#)	(%)	(#)	(%)
DISCHARGE STATUS				
Home or Self Care	1,896	99.6	181,621	99.6
Another Hospital	3	0.2	132	0.1
Skilled Nursing Facility	1	0.1	207	0.1
Intermediate Care Facility	0	0.0	14	0.0
Another Type of Institution	0	0.0	41	0.0
Under Care of Home Service	1	0.1	184	0.1
Left Against Medical Advice	0	0.0	13	0.0
Under Care of Home IV Provider	3	0.2	8	0.0
Expired	0	0.0	6	0.0
Unknown	0	0.0	189	0.1
Not Reported	0	0.0	12	0.0
PRIMARY PAYER				
Medicare	510	26.8	39,406	21.6
Medicaid	119	6.3	12,181	6.7
Other government	2	0.1	2,765	1.5
Blue Cross/Blue Shield	520	27.3	25,235	13.8
Other Commercial	128	6.7	17,505	9.6
Managed Care(HMO, PPO)	425	22.3	77,069	42.2
Self Pay	25	1.3	2,955	1.6
Industrial & Worker Comp	56	2.9	3,998	2.2
Charity and Unclassified	0	0.0	123	0.1
Childrens Health Insurance	119	6.3	346	0.2
Unknown	0	0.0	703	0.4
Not Reported	0	0.0	141	0.1
LOCAL HEALTH DISTRICT OF PATIENT RESIDENCE				
Bear River	1,737	91.2	12,345	6.8
Central Utah	0	0.0	6,772	3.7
Davis County	13	0.7	19,304	10.6
Salt Lake County	4	0.2	62,264	34.1
Southeastern Utah	0	0.0	4,319	2.4
Southwest Utah	2	0.1	11,788	6.5
Summit County	0	0.0	1,676	0.9
Tooele County	2	0.1	3,248	1.8
Tri-County	0	0.0	4,686	2.6
Utah County	7	0.4	31,011	17.0
Wasatch County	0	0.0	1,317	0.7
Weber County	83	4.4	15,685	8.6
Unknown Utah	0	0.0	56	0.0
Outside Utah	54	2.8	7,881	4.3
Unknown, Not Reported	2	0.1	75	0.0

SOURCE: Utah Ambulatory Surgery Database,
 Utah Health Data Committee/Office of Health Care Statistics.

AMB ST 1-1

UTAH HOSPITAL AND FREESTANDING AMBULATORY SURGERY CENTER (FASC) UTILIZATION AND CHARGE PROFILE OF OUTPATIENT SURGERY, 2002
 NUMBER OF CPT-4 AND ICD-9 PROCEDURES BY SELECTED AMBULATORY SURGERY REPORTING CATEGORY

145 Cache Valley Specialty Hospital

Reporting Category (ICD-9-CM CODES)	Procedures Performed		Procedures Performed-All Hospitals	
	(#)	(%)	(#)	(%)
Reporting Category (ICD-9-CM CODES)	6,452	100.0	300,948	100.0
Mastectomy (85.0-85.99)	100	1.5	6,951	2.3
Musculoskeletal (76.0-84.99)	2,501	38.8	53,689	17.8
Respiratory (30.0-34.99)	33	0.5	2,595	0.9
Cardiovascular (35.0-39.99)	45	0.7	13,957	4.6
Lymphatic/Hemetic (40.0-41.99)	26	0.4	2,092	0.7
Digestive System (42.0-54.99)	272	4.2	79,482	26.4
Urinary (55.0-59.99)	151	2.3	7,394	2.5
Male Genital (60.0-64.99)	92	1.4	3,824	1.3
Female Genital (65.0-71.99)	183	2.8	12,874	4.3
Endocrine/Nervous (01.0-07.99)	251	3.9	19,288	6.4
Eye (08.0-16.99)	80	1.2	19,110	6.3
Ear (18.0-20.99)	582	9.0	14,450	4.8
Nose, Mouth, Pharynx (21.0-29.99)	1,867	28.9	29,272	9.7
Other*	269	4.2	35,970	12.0
Reporting Category (CPT-4 CODES)	5,685	100.0	363,184	100.0
Mastectomy (19120-19220)	95	1.7	3,282	0.9
Musculoskeletal (20000-29909)	2,291	40.3	49,166	13.5
Respiratory (30000-32999)	1,017	17.9	12,335	3.4
Cardiovascular (33010-37799 & 93501-93660)	84	1.5	30,942	8.5
Lymphatic/Hemetic (38100-38999)	22	0.4	1,669	0.5
Diaphragm (39501-39599)	1	0.0	3	0.0
Digestive System (40490-49999)	846	14.9	84,020	23.1
Urinary (50010-53899)	234	4.1	8,260	2.3
Male Genital (54000-55899)	73	1.3	3,300	0.9
Female Genital (56405-58999)	145	2.6	8,683	2.4
Endocrine/Nervous (60000-64999)	180	3.2	17,357	4.8
Eye (65091-68899)	51	0.9	10,599	2.9
Ear (69000-69979)	470	8.3	8,100	2.2
Other*	176	3.1	125,468	34.5

SOURCE: Utah Ambulatory Surgery Database

Utah Health Data Committee/Office of Health Care Statistics.

* Procedure falls outside reporting categories.

AMB ST 1-2

UTAH HOSPITAL AND FREESTANDING AMBULATORY SURGERY CENTER (FASC) UTILIZATION AND CHARGE PROFILE OF OUTPATIENT SURGERY, 2002
 MOST COMMONLY PERFORMED CPT-4 AND ICD-9 PROCEDURES

145 Cache Valley Specialty Hospital

ICD-9 CODE	ICD-9 DESCRIPTION	#	%	% ALL Hospitals
All ICD-9 Procedures		6,452	100.0	100.0
2001	MYRINGOTOMY W/INSRT TUBE	455	7.1	3.82
806	EXC SEMILUNAR CARTILAGE-KNEE	284	4.4	1.56
283	TONSILLECTOMY W/ADENOIDECTOMY	272	4.2	1.61
8086	OTH LOC EXC/DESTRUC JT LES-KNEE	252	3.9	1.07
8026	ARTHSCPY-KNEE	232	3.6	1.07
2263	ETHMOIDECTOMY	203	3.1	0.53
0443	RELEASE CARPAL TUNNEL	189	2.9	1.12
215	SUBMUCOUS RESECT NASAL SEPTUM	173	2.7	0.26
2161	TURBINECTOMY-DIATHERMY/CRYOSURGERY	134	2.1	0.09
8183	OTH REPR SHLDR	131	2.0	0.55
2262	EXC LES MAXIL SINUS W/OTH APPRCH	118	1.8	0.26
9851	ESWL KIDNEY-URETER &/OR BLADDER	100	1.5	0.22
8145	OTH REPR CRUCIATE LIGAMNT	91	1.4	0.46
282	TONSILLECTOMY WO ADENOIDECTOMY	89	1.4	0.67
8147	OTH REPR KNEE	83	1.3	0.36
8081	OTH LOC EXC/DESTRUC JT LES-SHLDR	79	1.2	0.33
222	INTRANASAL ANTROTOMY	75	1.2	0.32
2162	FX TURBINATES	73	1.1	0.20
7776	EXC BONE GFT-PATELLA	71	1.1	0.03
232	RESTORATION TOOTH-FILLING	70	1.1	0.68

CPT-4 CODE	CPT-4 DESCRIPTION	#	%	% ALL Hospitals
All CPT-4 Procedures		5,685	100.0	100.0
69436	TYMPANOSTOMY GENERAL ANESTHESIA	337	5.9	1.65
29877	SCOPE KNEE SURG; DEBRID/SHAVE CA	261	4.6	0.77
29881	SCOPE KNEE SURG;W/MENISCECT MED/	225	4.0	0.99
42820	T&A; UNDER AGE 12	219	3.9	1.02
30520	SEPTOPLASTY/SUBMUCOS RES W/GFT	179	3.1	0.61
31256	NASL/SINUS ENDO SURG W/MAX ANTRO	152	2.7	0.23
30802	CAUT MUCOS TURB SEP PROC; INTRMU	123	2.2	0.05
31255	NASAL/SINUS ENDO; W/TOT ETHMOECT	117	2.1	0.25
29826	SCOPE SHOULDER; DECOMP SUBACROM	113	2.0	0.46
41899	UNLIST PROC DENTOALVEOL STRUCTUR	112	2.0	1.31
29848	ENDO WRST SURG REL TRNS CARP LIG	99	1.7	0.22
50590	LITHOTRIPSY XTRACORP SHOCK WAVE	99	1.7	0.19
29888	ARTHSCPY AIDED ACL REPR/AUG/RECO	93	1.6	0.34
42826	TONSILLECTOMY PRIM/SEC; AGE 12/O	81	1.4	0.43
49505	REPR INIT ING HERNIA 5YR/MORE; R	81	1.4	0.79
64721	NEUROPLASTY; MEDIAN @ CARPAL TUN	79	1.4	0.60
30930	FRACTURE NASL TURBINATE THERAPEU	78	1.4	0.16
20902	BONE GRAFT ANY DONOR AREA; MAJOR	74	1.3	0.02
20924	TENDON GRAFT FROM A DISTANCE	74	1.3	0.03
20680	REMOVAL OF IMPLANT; DEEP	70	1.2	0.57

SOURCE: Utah Ambulatory Surgery Database
 Utah Health Data Committee/Office of Health Care Statistics

AMB ST 1-3

UTAH HOSPITAL AND FREESTANDING AMBULATORY SURGERY CENTER (FASC) UTILIZATION AND CHARGE PROFILE OF OUTPATIENT SURGERY, 2002
 AVERAGE TOTAL CHARGES FOR MOST COMMONLY PERFORMED CPT-4 AND ICD-9 PROCEDURES, SINGLE ICD-9 OR CPT-4 ONLY

145 Cache Valley Specialty Hospital

ICD-9 CODE	ICD-9 DESCRIPTION	#	AVE TOT CHR	AVE TOT CHR(ALL Hospitals)
ICD-9 Procedures		1,709	\$2,263	\$2,254
283	TONSILLECTOMY W/ADENOIDECTOMY	166	\$1,377	\$1,655
2001	MYRINGOTOMY W/INSRT TUBE	116	\$888	\$1,056
9851	ESWL KIDNEY-URETER &/OR BLADDER	90	\$1,238	\$5,252
0443	RELEASE CARPAL TUNNEL	72	\$1,347	\$1,705
8521	LOC EXC LES BREAST	59	\$2,030	\$2,019
282	TONSILLECTOMY WO ADENOIDECTOMY	49	\$1,572	\$1,956
5123	LAP CHOLEY	44	\$4,380	\$4,729
5304	UNILAT REPR INDIRECT ING HERN-GFT	31	\$2,253	\$2,917
8086	OTH LOC EXC/DESTRUC JT LES-KNEE	27	\$3,052	\$3,247
806	EXC SEMILUNAR CARTILAGE-KNEE	26	\$3,142	\$3,545
8221	EXC LES TENDON SHEATH HAND	26	\$1,422	\$1,707
8051	EXC INTERVERTEBRAL DISC	25	\$3,376	\$5,470
8183	OTH REPR SHLDR	24	\$3,845	\$4,837
194	MYRINGOPLASTY	19	\$1,355	\$2,590
8147	OTH REPR KNEE	19	\$5,569	\$4,593
9326	MANUAL RUPT JT ADHES	19	\$1,684	\$2,020
1952	TYPE II TYMPANOPLASTY	18	\$2,867	\$3,839
3859	LIG-STRIP VARICOSE VEINS-LOWER LIMB	18	\$4,583	\$3,521
8607	INSRT IMPLNT VASC ACCESS DEVICE	18	\$3,240	\$3,985
0943	PROBE NASOLACRML DUCT	17	\$1,022	\$819

CPT-4 CODE	CPT-4 DESCRIPTION	#	AVE TOT CHR	AVE TOT CHR(ALL Hospitals)
CPT-4 Procedures		2,031	\$2,283	\$2,003
69436	TYMPANOSTOMY GENERAL ANESTHESIA	157	\$900	\$934
42820	T&A; UNDER AGE 12	134	\$1,351	\$1,610
41899	UNLIST PROC DENTOALVEOL STRUCTUR	110	\$2,134	\$1,813
50590	LITHOTRIPSY XTRACORP SHOCK WAVE	92	\$1,277	\$4,872
29848	ENDO WRST SURG REL TRNS CARP LIG	74	\$1,409	\$1,969
49505	REPR INIT ING HERNIA 5YR/MORE; R	63	\$2,440	\$2,803
29877	SCOPE KNEE SURG; DEBRID/SHAVE CA	60	\$3,032	\$3,012
20680	REMOVAL OF IMPLANT; DEEP	51	\$1,928	\$2,123
42826	TONSILLECTOMY PRIM/SEC; AGE 12/O	48	\$1,599	\$2,061
47562	LAPAROSCOPY SURGICAL; CHOLECT	43	\$4,353	\$4,941
29881	SCOPE KNEE SURG;W/MENISCECT MED/	42	\$2,929	\$3,358
19120	EXC BRST CYST TUMR/LES OPN M/F 1	35	\$1,544	\$1,911
64721	NEUROPLASTY; MEDIAN @ CARPAL TUN	33	\$1,307	\$1,670
66984	EXTRACAPSULAR CATARACT REMV IOL	29	\$3,164	\$2,599
19125	EXC BRST LES ID RAD MARKR OPN;1	28	\$2,670	\$2,372
42821	T&A; AGE 12 OR OVER	26	\$1,466	\$1,830
27570	MANIP KNEE JNT UNDER GEN ANESTHE	25	\$1,703	\$2,066
29826	SCOPE SHOULDER; DECOMP SUBACROM	24	\$3,714	\$4,689
69631	TYMP NO MASTOIDEC; NO OSSICUL CH	19	\$2,764	\$3,463
36533	INSRT VEN ACCESS DEV W/WO RESVOI	18	\$3,240	\$3,366

SOURCE: Utah Ambulatory Surgery Database
 Utah Health Data Committee/Office of Health Care Statistics

AMB ST 1-4

UTAH HOSPITAL AND FREESTANDING AMBULATORY SURGERY CENTER (FASC) UTILIZATION AND CHARGE PROFILE OF OUTPATIENT SURGERY, 2002
 PROCEDURE APG CATEGORY, PROCEDURE APG

145 Cache Valley Specialty Hospital

Procedure APG category		TOTAL #	TOTAL # (ALL Hospitals)
Procedure APG			
01	INTEGUMENTARY SYSTEM	220	13,519
	002 SUPERFICIAL NEEDLE BIOPSY AND ASPIRATION	1	2,597
	003 COMPLEX INCISION AND DRAINAGE	9	106
	004 SIMPLE INCISION AND DRAINAGE	1	96
	006 SIMPLE DEBRIDEMENT AND DESTRUCTION	11	588
	007 COMPLEX EXCISION, BIOPSY AND DEBRIDEMENT	38	1,731
	008 SIMPLE EXCISION AND BIOPSY	34	1,756
	009 COMPLEX SKIN REPAIRS INCL INTEGUMENT GRAFTS, TRANSFER & REARRANGE	20	1,422
	010 SIMPLE SKIN REPAIR	10	599
	011 SIMPLE INCISION AND EXCISION OF BREAST	74	3,917
	012 BREAST RECONSTRUCTION AND MASTECTOMY	22	671
02	MUSCULOSKELETAL SYSTEM	2,073	42,903
	021 COMPLEX MUSCULOSKELETAL PROCEDURES EXCLUDING HAND AND FOOT	301	5,617
	022 SIMPLE MUSCULOSKELETAL PROCEDURES EXCLUDING HAND AND FOOT	51	1,767
	023 COMPLEX HAND AND FOOT MUSCULOSKELETAL PROCEDURES	55	1,639
	024 SIMPLE HAND AND FOOT MUSCULOSKELETAL PROCEDURES	316	9,596
	025 ARTHROSCOPY	1,161	17,119
	028 CLOSED TREATMENT FX & DISLOCATION OF FINGER, TOE & TRUNK	1	35
	029 CLOSED TREATMENT FX & DISLOCATION EXC FINGER, TOE & TRUNK	10	627
	030 OPEN OR PERCUTANEOUS TREATMENT OF FRACTURES	85	2,741
	031 BONE OR JOINT MANIPULATION UNDER ANESTHESIA	33	332
	032 BUNION PROCEDURES	35	1,318
	033 ARTHROPLASTY	11	483
	034 HAND AND FOOT TENOTOMY	1	167
	035 ARTHROCENTESIS AND LIGAMENT OR TENDON INJECTION	13	1,334
03	RESPIRATORY SYSTEM	493	6,869
	053 COMPLEX ENDOSCOPY OF THE UPPER AIRWAY	484	4,423
	054 SIMPLE ENDOSCOPY OF THE UPPER AIRWAY	7	329
	055 ENDOSCOPY OF THE LOWER AIRWAY	2	1,188
04	CARDIOVASCULAR SYSTEM	83	23,208
	079 REMOVAL AND REVISION OF PACEMAKER AND VASCULAR DEVICE	1	477
	080 MINOR VASCULAR REPAIR AND FISTULA CONSTRUCTION	22	1,191
	081 SECONDARY VARICOSE VEINS AND VASCULAR INJECTION	29	296
	082 VASCULAR LIGATION	31	507
05	HEMATOLOGIC, LYMPHATIC, AND ENDOCRINE	27	2,265
	095 DEEP LYMPH STRUCTURE AND THYROID PROCEDURES	27	1,385
06	DIGESTIVE SYSTEM	318	71,902
	113 ANOSCOPY WITH BIOPSY AND DIAGNOSTIC PROCTOSIGMOIDOSCOPY	3	820
	114 PROCTOSIGMOIDOSCOPY WITH EXCISION OR BIOPSY	1	324
	116 THERAPEUTIC UPPER GI ENDOSCOPY OR INTUBATION	1	3,826
	119 HERNIA AND HYDROCELE PROCEDURES	158	6,810
	120 COMPLEX ANAL AND RECTAL PROCEDURES	20	815
	121 SIMPLE ANAL AND RECTAL PROCEDURES	4	464
	122 MISCELLANEOUS ABDOMINAL PROCEDURES	1	325
	123 COMPLEX LAPAROSCOPIC PROCEDURES	130	13,216
07	URINARY SYSTEM	231	6,921

AMB ST 1-4

UTAH HOSPITAL AND FREESTANDING AMBULATORY SURGERY CENTER (FASC) UTILIZATION AND CHARGE PROFILE OF OUTPATIENT SURGERY, 2002
 PROCEDURE APG CATEGORY, PROCEDURE APG

145 Cache Valley Specialty Hospital

procedure APG category	procedure APG	TOTAL #	TOTAL # (ALL Hospitals)
	131 RENAL EXTRACORPOREAL SHOCK WAVE LITHOTRIPSY	99	705
	134 COMPLEX CYSTOURETHROSCOPY AND LITHOLAPAXY	101	2,910
	135 MODERATE CYSTOURETHROSCOPY	28	2,121
	137 COMPLEX URETHRAL PROCEDURES	1	97
	138 SIMPLE URETHRAL PROCEDURES	2	93
08	MALE GENITAL SYSTEM	58	2,946
	151 TESTICULAR AND EPIDIDYMAL PROCEDURES	41	1,341
	153 COMPLEX PENILE PROCEDURES	3	327
	154 SIMPLE PENILE PROCEDURES	13	896
	155 PROSTATE NEEDLE AND PUNCH BIOPSY	1	332
09	FEMALE GENITAL SYSTEM	103	4,976
	173 TREATMENT OF SPONTANEOUS ABORTION	13	417
	174 THERAPEUTIC ABORTION	1	8
	176 COMPLEX FEMALE REPRODUCTIVE PROCEDURES	12	675
	177 SIMPLE FEMALE REPRODUCTIVE PROCEDURES	20	1,182
	178 DILATION AND CURETTAGE	5	891
	179 HYSTEROSCOPY	51	1,603
	180 COLPOSCOPY	1	184
10	NERVOUS SYSTEM	133	14,776
	194 NERVE AND MUSCLE TESTS	4	36
	195 NERVOUS SYSTEM INJECTIONS, STIMULATIONS OR CRANIAL TAP	18	9,554
	198 NERVE REPAIR AND DESTRUCTION	111	4,022
11	EYE AND OCULAR ADNEXA	50	10,576
	214 CATARACT PROCEDURES	29	4,643
	215 COMPLEX ANTERIOR SEGMENT EYE PROCEDURES	17	485
	216 MODERATE ANTERIOR SEGMENT EYE PROCEDURES	2	313
	220 STRABISMUS AND MUSCLE EYE PROCEDURES	1	716
	221 COMPLEX REPAIR AND PLASTIC PROCEDURES OF EYE	1	694
12	FACIAL, EAR, NOSE, MOUTH AND THROAT	1,588	28,144
	233 NASAL CAUTERIZATION AND PACKING	8	182
	234 COMPLEX FACIAL AND ENT PROCEDURES	414	4,770
	235 SIMPLE FACIAL AND ENT PROCEDURES	741	15,563
	236 TONSIL AND ADENOID PROCEDURES	425	7,583
13	THERAPUTIC AND OTHER RADIOLOGICAL PROCEDURES	1	5,872
	253 VASCULAR RADIOLOGY EXCEPT FOR VENOGRAPHY OF EXTREMITY	1	1,930

SOURCE: Utah Ambulatory Surgery Database
 Utah Health Data Committee/Office of Health Care Statistics

AMB ST 1-5

UTAH HOSPITAL AND FREESTANDING AMBULATORY SURGERY CENTER (FASC) UTILIZATION AND CHARGE PROFILE OF OUTPATIENT SURGERY, 2002
 PROCEDURE APG CATEGORY, PROCEDURE APG, SINGLE APG ONLY

145 Cache Valley Specialty Hospital

Procedure APG category	Procedure APG	TOTAL #	AVE TOT CHR	AVE TOT CHR(ALL Hospitals)
01	INTEGUMENTARY SYSTEM	114	\$2,040	\$2,141
	003 COMPLEX INCISION AND DRAINAGE	4	\$2,427	\$2,578
	007 COMPLEX EXCISION, BIOPSY AND DEBRIDEMENT	19	\$1,886	\$2,263
	008 SIMPLE EXCISION AND BIOPSY	10	\$1,420	\$2,174
	011 SIMPLE INCISION AND EXCISION OF BREAST	64	\$2,033	\$1,987
	012 BREAST RECONSTRUCTION AND MASTECTOMY	17	\$2,510	\$3,739
02	MUSCULOSKELETAL SYSTEM	652	\$2,658	\$2,888
	021 COMPLEX MUSCULOSKELETAL PROCEDURES EXCLUDING HAND AND FOOT	65	\$3,043	\$3,672
	022 SIMPLE MUSCULOSKELETAL PROCEDURES EXCLUDING HAND AND FOOT	16	\$3,367	\$2,693
	023 COMPLEX HAND AND FOOT MUSCULOSKELETAL PROCEDURES	12	\$2,472	\$3,163
	024 SIMPLE HAND AND FOOT MUSCULOSKELETAL PROCEDURES	137	\$1,808	\$2,059
	025 ARTHROSCOPY	302	\$2,923	\$3,554
	028 CLOSED TREATMENT FX & DISLOCATION OF FINGER, TOE & TRUNK	1	\$1,853	\$1,528
	029 CLOSED TREATMENT FX & DISLOCATION EXC FINGER, TOE & TRUNK	7	\$1,537	\$2,107
	030 OPEN OR PERCUTANEOUS TREATMENT OF FRACTURES	58	\$3,308	\$3,403
	031 BONE OR JOINT MANIPULATION UNDER ANESTHESIA	28	\$1,678	\$2,080
	032 BUNION PROCEDURES	17	\$2,387	\$2,827
	033 ARTHROPLASTY	9	\$3,218	\$3,660
03	RESPIRATORY SYSTEM	16	\$1,810	\$1,741
	053 COMPLEX ENDOSCOPY OF THE UPPER AIRWAY	14	\$1,781	\$3,025
	054 SIMPLE ENDOSCOPY OF THE UPPER AIRWAY	1	\$1,275	\$1,300
	055 ENDOSCOPY OF THE LOWER AIRWAY	1	\$2,748	\$1,469
04	CARDIOVASCULAR SYSTEM	21	\$3,614	\$4,411
	080 MINOR VASCULAR REPAIR AND FISTULA CONSTRUCTION	21	\$3,614	\$3,583
05	HEMATOLOGIC, LYMPHATIC, AND ENDOCRINE	24	\$3,089	\$2,960
	095 DEEP LYMPH STRUCTURE AND THYROID PROCEDURES	24	\$3,089	\$3,516
06	DIGESTIVE SYSTEM	196	\$3,092	\$1,572
	113 ANOSCOPY WITH BIOPSY AND DIAGNOSTIC PROCTOSIGMOIDOSCOPY	1	\$2,397	\$592
	119 HERNIA AND HYDROCELE PROCEDURES	104	\$2,436	\$2,637
	120 COMPLEX ANAL AND RECTAL PROCEDURES	17	\$2,383	\$2,094
	121 SIMPLE ANAL AND RECTAL PROCEDURES	2	\$2,149	\$1,884
	122 MISCELLANEOUS ABDOMINAL PROCEDURES	1	\$2,269	\$2,210
	123 COMPLEX LAPAROSCOPIC PROCEDURES	71	\$4,272	\$4,623
07	URINARY SYSTEM	156	\$1,790	\$3,060
	131 RENAL EXTRACORPOREAL SHOCK WAVE LITHOTRIPSY	92	\$1,277	\$4,872
	134 COMPLEX CYSTOURETHROSCOPY AND LITHOLAPAXY	42	\$2,793	\$3,123
	135 MODERATE CYSTOURETHROSCOPY	20	\$2,107	\$2,505
	138 SIMPLE URETHRAL PROCEDURES	2	\$1,150	\$1,774
08	MALE GENITAL SYSTEM	38	\$2,543	\$2,312
	151 TESTICULAR AND EPIDIDYMAL PROCEDURES	25	\$2,845	\$2,147
	153 COMPLEX PENILE PROCEDURES	2	\$3,263	\$2,333
	154 SIMPLE PENILE PROCEDURES	10	\$1,693	\$1,239
	155 PROSTATE NEEDLE AND PUNCH BIOPSY	1	\$2,061	\$4,027
09	FEMALE GENITAL SYSTEM	43	\$1,928	\$2,440
	173 TREATMENT OF SPONTANEOUS ABORTION	13	\$1,532	\$2,375
	174 THERAPEUTIC ABORTION	1	\$1,708	\$2,797

AMB ST 1-5

UTAH HOSPITAL AND FREESTANDING AMBULATORY SURGERY CENTER (FASC) UTILIZATION AND CHARGE PROFILE OF OUTPATIENT SURGERY, 2002
 PROCEDURE APG CATEGORY, PROCEDURE APG, SINGLE APG ONLY

145 Cache Valley Specialty Hospital

procedure APG category	Procedure APG	TOTAL #	AVE TOT CHRGR	AVE TOT CHRGR(ALL Hospitals)
	176 COMPLEX FEMALE REPRODUCTIVE PROCEDURES	6	\$2,620	\$3,888
	177 SIMPLE FEMALE REPRODUCTIVE PROCEDURES	4	\$1,531	\$2,279
	178 DILATION AND CURETTAGE	3	\$1,352	\$1,640
	179 HYSTEROSCOPY	16	\$2,210	\$2,869
10	NERVOUS SYSTEM	53	\$1,207	\$1,212
	195 NERVOUS SYSTEM INJECTIONS, STIMULATIONS OR CRANIAL TAP	14	\$558	\$543
	198 NERVE REPAIR AND DESTRUCTION	39	\$1,441	\$1,869
11	EYE AND OCULAR ADNEXA	50	\$2,300	\$2,298
	214 CATARACT PROCEDURES	29	\$3,164	\$2,599
	215 COMPLEX ANTERIOR SEGMENT EYE PROCEDURES	17	\$1,022	\$1,885
	216 MODERATE ANTERIOR SEGMENT EYE PROCEDURES	2	\$1,051	\$1,811
	220 STRABISMUS AND MUSCLE EYE PROCEDURES	1	\$2,393	\$1,590
	221 COMPLEX REPAIR AND PLASTIC PROCEDURES OF EYE	1	\$1,360	\$2,323
12	FACIAL, EAR, NOSE, MOUTH AND THROAT	585	\$1,604	\$1,870
	234 COMPLEX FACIAL AND ENT PROCEDURES	51	\$3,473	\$3,757
	235 SIMPLE FACIAL AND ENT PROCEDURES	320	\$1,417	\$1,293
	236 TONSIL AND ADENOID PROCEDURES	214	\$1,438	\$1,733

AMB ST 1-6

UTAH HOSPITAL AND FREESTANDING AMBULATORY SURGERY CENTER (FASC) UTILIZATION AND CHARGE PROFILE OF OUTPATIENT SURGERY, 2002
 NUMBER OF SELECTED AMBULATORY SURGERY PATIENT VISITS BY PATIENT PROFILE

145 Cache Valley Specialty Hospital

Patient Profile	Patient Visits		Patient Visits-All Hospitals	
	(#)	(%)	(#)	(%)
GENDER				
Female	1,656	47.9	99,046	54.3
Male	1,803	52.1	83,377	45.7
Unknown	0	0.0	1	0.0
Not Reported	0	0.0	3	0.0
AGE				
1-28 days	0	0.0	201	0.1
29-365 days	93	2.7	2,806	1.5
1-4 years	410	11.9	10,230	5.6
5-9	192	5.6	5,477	3.0
10-14	140	4.0	4,621	2.5
15-17	124	3.6	4,481	2.5
18-19	106	3.1	3,763	2.1
20-24	305	8.8	11,153	6.1
25-29	206	6.0	10,390	5.7
30-34	184	5.3	10,476	5.7
35-39	206	6.0	10,951	6.0
40-44	255	7.4	13,202	7.2
45-49	281	8.1	14,095	7.7
50-54	218	6.3	15,731	8.6
55-59	185	5.3	13,738	7.5
60-64	139	4.0	11,970	6.6
65-69	170	4.9	11,268	6.2
70-74	100	2.9	10,407	5.7
75-79	84	2.4	8,832	4.8
80-84	42	1.2	5,577	3.1
85-89	14	0.4	2,334	1.3
90 +	5	0.1	720	0.4
Not Reported	0	0.0	205	0.1
SOURCE OF ADMISSION				
Physician Referral	8	0.2	170,677	93.6
Clinic Referral	6	0.2	371	0.2
HMO Referral	136	3.9	163	0.1
Other Hospital	0	0.0	143	0.1
Skilled Nursing Facility	0	0.0	17	0.0
Other Health Care Facility	0	0.0	19	0.0
Emergency Room	0	0.0	3,138	1.7
Court/Law Enforcement	0	0.0	4	0.0
Unknown	3,309	95.7	3,312	1.8
Not Reported	0	0.0	4,583	2.5

(Continued)

AMB ST 1-6

UTAH HOSPITAL AND FREESTANDING AMBULATORY SURGERY CENTER (FASC) UTILIZATION AND CHARGE PROFILE OF OUTPATIENT SURGERY, 2002
 NUMBER OF SELECTED AMBULATORY SURGERY PATIENT VISITS BY PATIENT PROFILE

145 Cache Valley Specialty Hospital

Patient Profile	Patient Visits		Patient Visits-All Hospitals	
	(#)	(%)	(#)	(%)
DISCHARGE STATUS				
Home or Self Care	3,459	100.0	181,621	99.6
Another Hospital	0	0.0	132	0.1
Skilled Nursing Facility	0	0.0	207	0.1
Intermediate Care Facility	0	0.0	14	0.0
Another Type of Institution	0	0.0	41	0.0
Under Care of Home Service	0	0.0	184	0.1
Left Against Medical Advice	0	0.0	13	0.0
Under Care of Home IV Provider	0	0.0	8	0.0
Expired	0	0.0	6	0.0
Unknown	0	0.0	189	0.1
Not Reported	0	0.0	12	0.0
PRIMARY PAYER				
Medicare	426	12.3	39,406	21.6
Medicaid	345	10.0	12,181	6.7
Other government	34	1.0	2,765	1.5
Blue Cross/Blue Shield	1,520	43.9	25,235	13.8
Other Commercial	363	10.5	17,505	9.6
Managed Care(HMO, PPO)	547	15.8	77,069	42.2
Self Pay	0	0.0	2,955	1.6
Industrial & Worker Comp	136	3.9	3,998	2.2
Charity and Unclassified	1	0.0	123	0.1
Childrens Health Insurance	2	0.1	346	0.2
Unknown	3	0.1	703	0.4
Not Reported	82	2.4	141	0.1
LOCAL HEALTH DISTRICT OF PATIENT RESIDENCE				
Bear River	2,822	81.6	12,345	6.8
Central Utah	5	0.1	6,772	3.7
Davis County	10	0.3	19,304	10.6
Salt Lake County	12	0.3	62,264	34.1
Southeastern Utah	1	0.0	4,319	2.4
Southwest Utah	3	0.1	11,788	6.5
Summit County	1	0.0	1,676	0.9
Tooele County	2	0.1	3,248	1.8
Tri-County	4	0.1	4,686	2.6
Utah County	5	0.1	31,011	17.0
Wasatch County	3	0.1	1,317	0.7
Weber County	38	1.1	15,685	8.6
Unknown Utah	3	0.1	56	0.0
Outside Utah	550	15.9	7,881	4.3
Unknown, Not Reported	0	0.0	75	0.0

SOURCE: Utah Ambulatory Surgery Database,
 Utah Health Data Committee/Office of Health Care Statistics.

AMB ST 1-1

UTAH HOSPITAL AND FREESTANDING AMBULATORY SURGERY CENTER (FASC) UTILIZATION AND CHARGE PROFILE OF OUTPATIENT SURGERY, 2002
 NUMBER OF CPT-4 AND ICD-9 PROCEDURES BY SELECTED AMBULATORY SURGERY REPORTING CATEGORY

106 Castleview Hospital

Reporting Category (ICD-9-CM CODES)	Procedures Performed		Procedures Performed-All Hospitals	
	(#)	(%)	(#)	(%)
Reporting Category (ICD-9-CM CODES)	4,254	100.0	300,948	100.0
Mastectomy (85.0-85.99)	63	1.5	6,951	2.3
Musculoskeletal (76.0-84.99)	614	14.4	53,689	17.8
Respiratory (30.0-34.99)	7	0.2	2,595	0.9
Cardiovascular (35.0-39.99)	14	0.3	13,957	4.6
Lymphatic/Hemetic (40.0-41.99)	21	0.5	2,092	0.7
Digestive System (42.0-54.99)	1,148	27.0	79,482	26.4
Urinary (55.0-59.99)	110	2.6	7,394	2.5
Male Genital (60.0-64.99)	233	5.5	3,824	1.3
Female Genital (65.0-71.99)	70	1.6	12,874	4.3
Endocrine/Nervous (01.0-07.99)	227	5.3	19,288	6.4
Eye (08.0-16.99)	465	10.9	19,110	6.3
Ear (18.0-20.99)	290	6.8	14,450	4.8
Nose, Mouth, Pharynx (21.0-29.99)	641	15.1	29,272	9.7
Other*	351	8.3	35,970	12.0
Reporting Category (CPT-4 CODES)	3,655	100.0	363,184	100.0
Mastectomy (19120-19220)	45	1.2	3,282	0.9
Musculoskeletal (20000-29909)	646	17.7	49,166	13.5
Respiratory (30000-32999)	350	9.6	12,335	3.4
Cardiovascular (33010-37799 & 93501-93660)	35	1.0	30,942	8.5
Lymphatic/Hemetic (38100-38999)	20	0.5	1,669	0.5
Diaphragm (39501-39599)	0	0.0	3	0.0
Digestive System (40490-49999)	1,359	37.2	84,020	23.1
Urinary (50010-53899)	224	6.1	8,260	2.3
Male Genital (54000-55899)	172	4.7	3,300	0.9
Female Genital (56405-58999)	63	1.7	8,683	2.4
Endocrine/Nervous (60000-64999)	216	5.9	17,357	4.8
Eye (65091-68899)	235	6.4	10,599	2.9
Ear (69000-69979)	160	4.4	8,100	2.2
Other*	130	3.6	125,468	34.5

SOURCE: Utah Ambulatory Surgery Database

Utah Health Data Committee/Office of Health Care Statistics.

* Procedure falls outside reporting categories.

AMB ST 1-2

UTAH HOSPITAL AND FREESTANDING AMBULATORY SURGERY CENTER (FASC) UTILIZATION AND CHARGE PROFILE OF OUTPATIENT SURGERY, 2002
 MOST COMMONLY PERFORMED CPT-4 AND ICD-9 PROCEDURES

106 Castleview Hospital

ICD-9 CODE	ICD-9 DESCRIPTION	#	%	% ALL Hospitals
All ICD-9 Procedures		4,254	100.0	100.0
2001	MYRINGOTOMY W/INSRT TUBE	249	5.9	3.82
4516	ESOPHAGOGASTRODUODENOSCPY-CLO BX	248	5.8	4.22
4523	COLONOSCOPY	239	5.6	4.95
1341	PHACOEMULSIFICATION-ASPIR CATARACT	217	5.1	1.53
1371	IOL PROSTH-CATARACT EXTRACT-1-STAGE	217	5.1	1.56
283	TONSILLECTOMY W/ADENOIDECTOMY	182	4.3	1.61
4525	CLO [ENDO] BX LG INTESTINE	160	3.8	1.85
0443	RELEASE CARPAL TUNNEL	120	2.8	1.12
2162	FX TURBINATES	95	2.2	0.20
640	CIRCUMCISION	84	2.0	0.28
8753	INTRAOP CHOLANGIOGRAM	69	1.6	1.09
4542	ENDO POLYPECTOMY LG INTESTINE	68	1.6	2.58
6011	CLO [PERCUT] [NEEDLE] BX PROSTATE	68	1.6	0.05
5123	LAP CHOLEY	67	1.6	1.92
9923	INJ STEROID	67	1.6	2.23
806	EXC SEMILUNAR CARTILAGE-KNEE	63	1.5	1.56
2188	OTH SEPTOPLASTY	62	1.5	0.55
0392	INJ OTH AGENT SPINAL CANAL	51	1.2	2.02
4513	OTH ENDO SM INTESTINE	51	1.2	1.87
6097	OTH TRNSUR DESTR PROS TISS OTH THRM	51	1.2	0.05

CPT-4 CODE	CPT-4 DESCRIPTION	#	%	% ALL Hospitals
All CPT-4 Procedures		3,655	100.0	100.0
43239	UGI ENDO; W/BX 1/MX	248	6.8	3.22
45378	COLONOSCOPY FLEX; DX-SEP PROC	227	6.2	3.53
66984	EXTRACAPSULAR CATARACT REMV IOL	217	5.9	1.23
45380	COLONOSCOPY FLEX; W/BX 1/MX	167	4.6	1.47
69436	TYMPANOSTOMY GENERAL ANESTHESIA	130	3.6	1.65
42820	T&A; UNDER AGE 12	110	3.0	1.02
30930	FRACTURE NASL TURBINATE THERAPEU	97	2.7	0.16
64721	NEUROPLASTY; MEDIAN @ CARPAL TUN	95	2.6	0.60
42821	T&A; AGE 12 OR OVER	72	2.0	0.25
49505	REPR INIT ING HERNIA 5YR/MORE; R	68	1.9	0.79
55700	BX PROS; NDLE/PUNCH 1/MX ANY APP	67	1.8	0.04
47563	LAPARSCPY SURG; CHOLECT W/CHOLAN	66	1.8	0.89
30520	SEPTOPLASTY/SUBMUCOS RES W/GFT	64	1.8	0.61
53852	TRNSURETH DSTRUC PROS TISS;RADIO	51	1.4	0.03
62311	INJ 1 NOT NEUROLYTIC-EPID; LUMB/	51	1.4	0.98
50590	LITHOTRIPSY XTRACORP SHOCK WAVE	50	1.4	0.19
29881	SCOPE KNEE SURG;W/MENISCECT MED/	46	1.3	0.99
45385	COLONOSCOPY FLEX; W/REMV LES-SNA	46	1.3	2.05
30140	SUBMUCOS RES TURBINATE PART/CMPL	44	1.2	0.45
19120	EXC BRST CYST TUMR/LES OPN M/F 1	43	1.2	0.60

SOURCE: Utah Ambulatory Surgery Database
 Utah Health Data Committee/Office of Health Care Statistics

AMB ST 1-3

UTAH HOSPITAL AND FREESTANDING AMBULATORY SURGERY CENTER (FASC) UTILIZATION AND CHARGE PROFILE OF OUTPATIENT SURGERY, 2002
 AVERAGE TOTAL CHARGES FOR MOST COMMONLY PERFORMED CPT-4 AND ICD-9 PROCEDURES, SINGLE ICD-9 OR CPT-4 ONLY

106 Castleview Hospital

ICD-9 CODE	ICD-9 DESCRIPTION	#	AVE TOT CHRG	AVE TOT CHRG (ALL Hospitals)
ICD-9 Procedures		1,651	\$2,914	\$2,254
4523	COLONOSCOPY	180	\$1,002	\$782
4516	ESOPHAGOGASTRODUODENOSCPY-CLO BX	128	\$1,308	\$938
283	TONSILLECTOMY W/ADENOIDECTOMY	126	\$1,617	\$1,655
4525	CLO [ENDO] BX LG INTESTINE	92	\$1,410	\$1,109
640	CIRCUMCISION	82	\$454	\$1,259
6011	CLO [PERCUT] [NEEDLE] BX PROSTATE	68	\$823	\$1,113
6097	OTH TRNSUR DESTR PROS TISS OTH THRM	51	\$6,676	\$5,913
0443	RELEASE CARPAL TUNNEL	50	\$3,039	\$1,705
9851	ESWL KIDNEY-URETER &/OR BLADDER	46	\$9,518	\$5,252
4542	ENDO POLYPECTOMY LG INTESTINE	45	\$1,393	\$1,037
806	EXC SEMILUNAR CARTILAGE-KNEE	37	\$4,631	\$3,545
8521	LOC EXC LES BREAST	34	\$4,446	\$2,019
5732	OTH CYSTOSCOPY	32	\$1,923	\$1,254
5749	OTH TRANSURETH EXC/DEST LES BLADDER	27	\$3,292	\$2,791
8721	CONTRAST MYELOGRAM	23	\$1,960	\$2,626
5303	UNILAT REPR DIRECT ING HERN-GFT	21	\$5,113	\$3,023
7902	CLO REDUC FX WO INT FIX-RADIUS-ULNA	20	\$4,044	\$1,947
5304	UNILAT REPR INDIRECT ING HERN-GFT	17	\$4,828	\$2,917
8221	EXC LES TENDON SHEATH HAND	17	\$3,056	\$1,707
7867	REMOV IMPLNT DEVICE-TIBIA & FIB	16	\$3,381	\$2,168

CPT-4 CODE	CPT-4 DESCRIPTION	#	AVE TOT CHRG	AVE TOT CHRG (ALL Hospitals)
CPT-4 Procedures		2,141	\$2,737	\$2,003
66984	EXTRACAPSULAR CATARACT REMV IOL	213	\$1,032	\$2,599
45378	COLONOSCOPY FLEX; DX-SEP PROC	169	\$1,008	\$741
43239	UGI ENDO; W/BX 1/MX	130	\$1,310	\$889
45380	COLONOSCOPY FLEX; W/BX 1/MX	117	\$1,436	\$1,052
69436	TYMPANOSTOMY GENERAL ANESTHESIA	82	\$1,053	\$934
42820	T&A; UNDER AGE 12	76	\$1,606	\$1,610
55700	BX PROS; NDLE/PUNCH 1/MX ANY APP	67	\$823	\$998
64721	NEUROPLASTY; MEDIAN @ CARPAL TUN	59	\$3,203	\$1,670
53852	TRNSURETH DSTRUC PROS TISS;RADIO	51	\$6,676	\$5,835
62311	INJ 1 NOT NEUROLYTIC-EPID; LUMB/	51	\$380	\$489
42821	T&A; AGE 12 OR OVER	50	\$1,634	\$1,830
49505	REPR INIT ING HERNIA 5YR/MORE; R	48	\$5,008	\$2,803
50590	LITHOTRIPSY XTRACORP SHOCK WAVE	48	\$9,320	\$4,872
47563	LAPARSCPY SURG; CHOLECT W/CHOLAN	47	\$8,563	\$4,959
54150	CIRC USING CLAMP/OTH DEVICE; NB	41	\$247	\$200
19120	EXC BRST CYST TUMR/LES OPN M/F 1	35	\$4,422	\$1,911
52000	CYSTOURETHROSCOPY-SEP PROC	32	\$1,923	\$1,375
20680	REMOVAL OF IMPLANT; DEEP	30	\$3,402	\$2,123
45385	COLONOSCOPY FLEX; W/REMV LES-SNA	29	\$1,379	\$947
54160	CIRC NOT CLAMP DEVC/DORSL SLIT;	29	\$241	\$167

SOURCE: Utah Ambulatory Surgery Database
 Utah Health Data Committee/Office of Health Care Statistics

AMB ST 1-4

UTAH HOSPITAL AND FREESTANDING AMBULATORY SURGERY CENTER (FASC) UTILIZATION AND CHARGE PROFILE OF OUTPATIENT SURGERY, 2002
PROCEDURE APG CATEGORY, PROCEDURE APG

106 Castleview Hospital

Procedure APG category	Procedure APG	TOTAL #	TOTAL # (ALL Hospitals)
01	INTEGUMENTARY SYSTEM	183	13,519
	002 SUPERFICIAL NEEDLE BIOPSY AND ASPIRATION	28	2,597
	003 COMPLEX INCISION AND DRAINAGE	2	106
	006 SIMPLE DEBRIDEMENT AND DESTRUCTION	7	588
	007 COMPLEX EXCISION, BIOPSY AND DEBRIDEMENT	22	1,731
	008 SIMPLE EXCISION AND BIOPSY	38	1,756
	009 COMPLEX SKIN REPAIRS INCL INTEGUMENT GRAFTS, TRANSFER & REARRANGE	20	1,422
	010 SIMPLE SKIN REPAIR	12	599
	011 SIMPLE INCISION AND EXCISION OF BREAST	50	3,917
	012 BREAST RECONSTRUCTION AND MASTECTOMY	4	671
02	MUSCULOSKELETAL SYSTEM	584	42,903
	021 COMPLEX MUSCULOSKELETAL PROCEDURES EXCLUDING HAND AND FOOT	129	5,617
	022 SIMPLE MUSCULOSKELETAL PROCEDURES EXCLUDING HAND AND FOOT	45	1,767
	023 COMPLEX HAND AND FOOT MUSCULOSKELETAL PROCEDURES	10	1,639
	024 SIMPLE HAND AND FOOT MUSCULOSKELETAL PROCEDURES	143	9,596
	025 ARTHROSCOPY	139	17,119
	027 SPLINT, STRAPPING AND CAST REMOVAL	1	113
	028 CLOSED TREATMENT FX & DISLOCATION OF FINGER, TOE & TRUNK	1	35
	029 CLOSED TREATMENT FX & DISLOCATION EXC FINGER, TOE & TRUNK	27	627
	030 OPEN OR PERCUTANEOUS TREATMENT OF FRACTURES	14	2,741
	031 BONE OR JOINT MANIPULATION UNDER ANESTHESIA	4	332
	032 BUNION PROCEDURES	41	1,318
	033 ARTHROPLASTY	3	483
	035 ARTHROCENTESIS AND LIGAMENT OR TENDON INJECTION	27	1,334
03	RESPIRATORY SYSTEM	117	6,869
	052 NEEDLE AND CATHETER BIOPSY, ASPIRATION, LAVAGE AND INTUBATION	2	545
	053 COMPLEX ENDOSCOPY OF THE UPPER AIRWAY	113	4,423
	054 SIMPLE ENDOSCOPY OF THE UPPER AIRWAY	1	329
	055 ENDOSCOPY OF THE LOWER AIRWAY	1	1,188
04	CARDIOVASCULAR SYSTEM	32	23,208
	075 PLACEMENT OF TRANSVENOUS CATHETERS	1	737
	078 PACEMAKER INSERTION AND REPLACEMENT	2	716
	079 REMOVAL AND REVISION OF PACEMAKER AND VASCULAR DEVICE	2	477
	080 MINOR VASCULAR REPAIR AND FISTULA CONSTRUCTION	26	1,191
	082 VASCULAR LIGATION	1	507
05	HEMATOLOGIC, LYMPHATIC, AND ENDOCRINE	18	2,265
	095 DEEP LYMPH STRUCTURE AND THYROID PROCEDURES	18	1,385
06	DIGESTIVE SYSTEM	1,123	71,902
	112 ESOPHAGEAL DILATION WITHOUT ENDOSCOPY	5	1,062
	113 ANOSCOPY WITH BIOPSY AND DIAGNOSTIC PROCTOSIGMOIDOSCOPY	4	820
	114 PROCTOSIGMOIDOSCOPY WITH EXCISION OR BIOPSY	1	324
	115 DIAGNOSTIC UPPER GI ENDOSCOPY OR INTUBATION	270	15,392
	116 THERAPEUTIC UPPER GI ENDOSCOPY OR INTUBATION	51	3,826
	117 LOWER GASTROINTESTINAL ENDOSCOPY	487	27,082
	118 ERCP AND MISCELLANEOUS GI ENDOSCOPY PROCEDURES	1	1,441
	119 HERNIA AND HYDROCELE PROCEDURES	145	6,810

AMB ST 1-4

UTAH HOSPITAL AND FREESTANDING AMBULATORY SURGERY CENTER (FASC) UTILIZATION AND CHARGE PROFILE OF OUTPATIENT SURGERY, 2002
 PROCEDURE APG CATEGORY, PROCEDURE APG

106 Castleview Hospital

procedure APG category	procedure APG	TOTAL #	TOTAL # (ALL Hospitals)
	120 COMPLEX ANAL AND RECTAL PROCEDURES	4	815
	121 SIMPLE ANAL AND RECTAL PROCEDURES	8	464
	122 MISCELLANEOUS ABDOMINAL PROCEDURES	4	325
	123 COMPLEX LAPAROSCOPIC PROCEDURES	139	13,216
	124 SIMPLE LAPAROSCOPIC PROCEDURES	4	148
07	URINARY SYSTEM	166	6,921
	131 RENAL EXTRACORPOREAL SHOCK WAVE LITHOTRIPSY	50	705
	133 URINARY CATHETERIZATION AND DILATATION	5	344
	134 COMPLEX CYSTOURETHROSCOPY AND LITHOLAPAXY	49	2,910
	135 MODERATE CYSTOURETHROSCOPY	21	2,121
	136 SIMPLE CYSTOURETHROSCOPY	38	644
	137 COMPLEX URETHRAL PROCEDURES	1	97
	138 SIMPLE URETHRAL PROCEDURES	2	93
08	MALE GENITAL SYSTEM	219	2,946
	151 TESTICULAR AND EPIDIDYMAL PROCEDURES	14	1,341
	154 SIMPLE PENILE PROCEDURES	87	896
	155 PROSTATE NEEDLE AND PUNCH BIOPSY	118	332
09	FEMALE GENITAL SYSTEM	34	4,976
	173 TREATMENT OF SPONTANEOUS ABORTION	9	417
	176 COMPLEX FEMALE REPRODUCTIVE PROCEDURES	2	675
	177 SIMPLE FEMALE REPRODUCTIVE PROCEDURES	9	1,182
	178 DILATION AND CURETTAGE	5	891
	179 HYSTEROSCOPY	7	1,603
	180 COLPOSCOPY	2	184
10	NERVOUS SYSTEM	184	14,776
	195 NERVOUS SYSTEM INJECTIONS, STIMULATIONS OR CRANIAL TAP	54	9,554
	198 NERVE REPAIR AND DESTRUCTION	128	4,022
	199 SPINAL TAP	2	496
11	EYE AND OCULAR ADNEXA	235	10,576
	214 CATARACT PROCEDURES	219	4,643
	215 COMPLEX ANTERIOR SEGMENT EYE PROCEDURES	1	485
	217 SIMPLE ANTERIOR SEGMENT EYE PROCEDURES	3	197
	221 COMPLEX REPAIR AND PLASTIC PROCEDURES OF EYE	6	694
	222 SIMPLE REPAIR AND PLASTIC PROCEDURES OF EYE	3	441
	223 VITRECTOMY	3	1,578
12	FACIAL, EAR, NOSE, MOUTH AND THROAT	652	28,144
	233 NASAL CAUTERIZATION AND PACKING	2	182
	234 COMPLEX FACIAL AND ENT PROCEDURES	110	4,770
	235 SIMPLE FACIAL AND ENT PROCEDURES	325	15,563
	236 TONSIL AND ADENOID PROCEDURES	215	7,583
13	THERAPUTIC AND OTHER RADIOLOGICAL PROCEDURES	58	5,872
	254 MYELOGRAPHY	23	679
	255 MISCELLANEOUS RADIOLOGICAL PROCEDURES WITH CONTRAST	35	3,147
14	PHYSICAL MEDICINE AND REHABILITATION	1	313
	272 PHYSICAL THERAPY	1	309

SOURCE: Utah Ambulatory Surgery Database
 Utah Health Data Committee/Office of Health Care Statistics

AMB ST 1-5

UTAH HOSPITAL AND FREESTANDING AMBULATORY SURGERY CENTER (FASC) UTILIZATION AND CHARGE PROFILE OF OUTPATIENT SURGERY, 2002
 PROCEDURE APG CATEGORY, PROCEDURE APG, SINGLE APG ONLY

106 Castleview Hospital

Procedure APG category	Procedure APG	TOTAL #	AVE TOT CHR	AVE TOT CHR(ALL Hospitals)
01	INTEGUMENTARY SYSTEM	84	\$3,438	\$2,141
	002 SUPERFICIAL NEEDLE BIOPSY AND ASPIRATION	18	\$1,193	\$1,559
	003 COMPLEX INCISION AND DRAINAGE	2	\$3,854	\$2,578
	007 COMPLEX EXCISION, BIOPSY AND DEBRIDEMENT	4	\$3,263	\$2,263
	008 SIMPLE EXCISION AND BIOPSY	12	\$3,234	\$2,174
	009 COMPLEX SKIN REPAIRS INCL INTEGUMENT GRAFTS, TRANSFER & REARRAN	5	\$3,033	\$2,942
	010 SIMPLE SKIN REPAIR	1	\$3,386	\$2,803
	011 SIMPLE INCISION AND EXCISION OF BREAST	38	\$4,417	\$1,987
	012 BREAST RECONSTRUCTION AND MASTECTOMY	4	\$5,341	\$3,739
02	MUSCULOSKELETAL SYSTEM	260	\$4,528	\$2,888
	021 COMPLEX MUSCULOSKELETAL PROCEDURES EXCLUDING HAND AND FOOT	31	\$7,105	\$3,672
	022 SIMPLE MUSCULOSKELETAL PROCEDURES EXCLUDING HAND AND FOOT	13	\$4,084	\$2,693
	023 COMPLEX HAND AND FOOT MUSCULOSKELETAL PROCEDURES	6	\$4,609	\$3,163
	024 SIMPLE HAND AND FOOT MUSCULOSKELETAL PROCEDURES	72	\$3,465	\$2,059
	025 ARTHROSCOPY	68	\$4,785	\$3,554
	027 SPLINT, STRAPPING AND CAST REMOVAL	1	\$16	\$433
	029 CLOSED TREATMENT FX & DISLOCATION EXC FINGER, TOE & TRUNK	22	\$4,175	\$2,107
	030 OPEN OR PERCUTANEOUS TREATMENT OF FRACTURES	14	\$6,982	\$3,403
	031 BONE OR JOINT MANIPULATION UNDER ANESTHESIA	3	\$5,090	\$2,080
	032 BUNION PROCEDURES	20	\$4,402	\$2,827
	035 ARTHROCENTESIS AND LIGAMENT OR TENDON INJECTION	10	\$855	\$491
03	RESPIRATORY SYSTEM	4	\$1,910	\$1,741
	052 NEEDLE AND CATHETER BIOPSY, ASPIRATION, LAVAGE AND INTUBATION	2	\$638	\$785
	053 COMPLEX ENDOSCOPY OF THE UPPER AIRWAY	2	\$3,183	\$3,025
04	CARDIOVASCULAR SYSTEM	23	\$5,627	\$4,411
	075 PLACEMENT OF TRANSVENOUS CATHETERS	1	\$4,806	\$1,859
	078 PACEMAKER INSERTION AND REPLACEMENT	1	\$7,848	\$22,791
	080 MINOR VASCULAR REPAIR AND FISTULA CONSTRUCTION	20	\$5,404	\$3,583
	082 VASCULAR LIGATION	1	\$8,686	\$3,615
05	HEMATOLOGIC, LYMPHATIC, AND ENDOCRINE	9	\$6,101	\$2,960
	095 DEEP LYMPH STRUCTURE AND THYROID PROCEDURES	9	\$6,101	\$3,516
06	DIGESTIVE SYSTEM	706	\$2,444	\$1,572
	112 ESOPHAGEAL DILATION WITHOUT ENDOSCOPY	2	\$1,156	\$577
	113 ANOSCOPY WITH BIOPSY AND DIAGNOSTIC PROCTOSIGMOIDOSCOPY	3	\$2,206	\$592
	114 PROCTOSIGMOIDOSCOPY WITH EXCISION OR BIOPSY	1	\$522	\$671
	115 DIAGNOSTIC UPPER GI ENDOSCOPY OR INTUBATION	141	\$1,296	\$827
	116 THERAPEUTIC UPPER GI ENDOSCOPY OR INTUBATION	31	\$1,996	\$1,177
	117 LOWER GASTROINTESTINAL ENDOSCOPY	357	\$1,205	\$860
	119 HERNIA AND HYDROCELE PROCEDURES	79	\$4,694	\$2,637
	120 COMPLEX ANAL AND RECTAL PROCEDURES	4	\$5,235	\$2,094
	121 SIMPLE ANAL AND RECTAL PROCEDURES	6	\$3,623	\$1,884
	122 MISCELLANEOUS ABDOMINAL PROCEDURES	2	\$1,851	\$2,210
	123 COMPLEX LAPAROSCOPIC PROCEDURES	80	\$7,807	\$4,623
07	URINARY SYSTEM	148	\$4,861	\$3,060
	131 RENAL EXTRACORPOREAL SHOCK WAVE LITHOTRIPSY	48	\$9,320	\$4,872
	133 URINARY CATHETERIZATION AND DILATATION	4	\$2,849	\$2,620

AMB ST 1-5

UTAH HOSPITAL AND FREESTANDING AMBULATORY SURGERY CENTER (FASC) UTILIZATION AND CHARGE PROFILE OF OUTPATIENT SURGERY, 2002
 PROCEDURE APG CATEGORY, PROCEDURE APG, SINGLE APG ONLY

106 Castleview Hospital

procedure APG category	Procedure APG	TOTAL #	AVE TOT CHRGR	AVE TOT CHRGR(ALL Hospitals)
	134 COMPLEX CYSTOURETHROSCOPY AND LITHOLAPAXY	41	\$3,431	\$3,123
	135 MODERATE CYSTOURETHROSCOPY	16	\$2,560	\$2,505
	136 SIMPLE CYSTOURETHROSCOPY	36	\$1,957	\$1,505
	137 COMPLEX URETHRAL PROCEDURES	1	\$3,277	\$2,659
	138 SIMPLE URETHRAL PROCEDURES	2	\$2,675	\$1,774
08	MALE GENITAL SYSTEM	209	\$2,229	\$2,312
	151 TESTICULAR AND EPIDIDYMAL PROCEDURES	7	\$3,894	\$2,147
	154 SIMPLE PENILE PROCEDURES	84	\$512	\$1,239
	155 PROSTATE NEEDLE AND PUNCH BIOPSY	118	\$3,352	\$4,027
09	FEMALE GENITAL SYSTEM	26	\$3,597	\$2,440
	173 TREATMENT OF SPONTANEOUS ABORTION	9	\$3,622	\$2,375
	176 COMPLEX FEMALE REPRODUCTIVE PROCEDURES	2	\$5,845	\$3,888
	177 SIMPLE FEMALE REPRODUCTIVE PROCEDURES	7	\$3,383	\$2,279
	178 DILATION AND CURETTAGE	3	\$2,874	\$1,640
	179 HYSTEROSCOPY	5	\$3,386	\$2,869
10	NERVOUS SYSTEM	121	\$1,953	\$1,212
	195 NERVOUS SYSTEM INJECTIONS, STIMULATIONS OR CRANIAL TAP	54	\$383	\$543
	198 NERVE REPAIR AND DESTRUCTION	65	\$3,293	\$1,869
	199 SPINAL TAP	2	\$788	\$857
11	EYE AND OCULAR ADNEXA	225	\$1,116	\$2,298
	214 CATARACT PROCEDURES	214	\$1,032	\$2,599
	215 COMPLEX ANTERIOR SEGMENT EYE PROCEDURES	1	\$1,645	\$1,885
	217 SIMPLE ANTERIOR SEGMENT EYE PROCEDURES	3	\$3,752	\$1,936
	221 COMPLEX REPAIR AND PLASTIC PROCEDURES OF EYE	5	\$2,368	\$2,323
	222 SIMPLE REPAIR AND PLASTIC PROCEDURES OF EYE	2	\$2,793	\$1,230
12	FACIAL, EAR, NOSE, MOUTH AND THROAT	249	\$1,956	\$1,870
	233 NASAL CAUTERIZATION AND PACKING	1	\$148	\$1,788
	234 COMPLEX FACIAL AND ENT PROCEDURES	19	\$6,921	\$3,757
	235 SIMPLE FACIAL AND ENT PROCEDURES	92	\$1,451	\$1,293
	236 TONSIL AND ADENOID PROCEDURES	137	\$1,620	\$1,733
13	THERAPUTIC AND OTHER RADIOLOGICAL PROCEDURES	54	\$1,274	\$1,631
	254 MYELOGRAPHY	23	\$1,960	\$2,357
	255 MISCELLANEOUS RADIOLOGICAL PROCEDURES WITH CONTRAST	31	\$766	\$949

AMB ST 1-6

UTAH HOSPITAL AND FREESTANDING AMBULATORY SURGERY CENTER (FASC) UTILIZATION AND CHARGE PROFILE OF OUTPATIENT SURGERY, 2002
 NUMBER OF SELECTED AMBULATORY SURGERY PATIENT VISITS BY PATIENT PROFILE

106 Castlevew Hospital

Patient Profile	Patient Visits		Patient Visits-All Hospitals	
	(#)	(%)	(#)	(%)
GENDER				
Female	1,325	48.4	99,046	54.3
Male	1,411	51.6	83,377	45.7
Unknown	0	0.0	1	0.0
Not Reported	0	0.0	3	0.0
AGE				
1-28 days	59	2.2	201	0.1
29-365 days	58	2.1	2,806	1.5
1-4 years	117	4.3	10,230	5.6
5-9	78	2.9	5,477	3.0
10-14	91	3.3	4,621	2.5
15-17	71	2.6	4,481	2.5
18-19	60	2.2	3,763	2.1
20-24	113	4.1	11,153	6.1
25-29	108	3.9	10,390	5.7
30-34	106	3.9	10,476	5.7
35-39	112	4.1	10,951	6.0
40-44	190	6.9	13,202	7.2
45-49	167	6.1	14,095	7.7
50-54	222	8.1	15,731	8.6
55-59	203	7.4	13,738	7.5
60-64	154	5.6	11,970	6.6
65-69	189	6.9	11,268	6.2
70-74	227	8.3	10,407	5.7
75-79	205	7.5	8,832	4.8
80-84	140	5.1	5,577	3.1
85-89	48	1.8	2,334	1.3
90 +	18	0.7	720	0.4
Not Reported	59	2.2	205	0.1
SOURCE OF ADMISSION				
Physician Referral	2,667	97.5	170,677	93.6
Clinic Referral	3	0.1	371	0.2
HMO Referral	0	0.0	163	0.1
Other Hospital	0	0.0	143	0.1
Skilled Nursing Facility	0	0.0	17	0.0
Other Health Care Facility	0	0.0	19	0.0
Emergency Room	66	2.4	3,138	1.7
Court/Law Enforcement	0	0.0	4	0.0
Unknown	0	0.0	3,312	1.8
Not Reported	0	0.0	4,583	2.5

(Continued)

AMB ST 1-6

UTAH HOSPITAL AND FREESTANDING AMBULATORY SURGERY CENTER (FASC) UTILIZATION AND CHARGE PROFILE OF OUTPATIENT SURGERY, 2002
 NUMBER OF SELECTED AMBULATORY SURGERY PATIENT VISITS BY PATIENT PROFILE

106 Castlevew Hospital

Patient Profile	Patient Visits		Patient Visits-All Hospitals	
	(#)	(%)	(#)	(%)
DISCHARGE STATUS				
Home or Self Care	2,732	99.9	181,621	99.6
Another Hospital	2	0.1	132	0.1
Skilled Nursing Facility	0	0.0	207	0.1
Intermediate Care Facility	2	0.1	14	0.0
Another Type of Institution	0	0.0	41	0.0
Under Care of Home Service	0	0.0	184	0.1
Left Against Medical Advice	0	0.0	13	0.0
Under Care of Home IV Provider	0	0.0	8	0.0
Expired	0	0.0	6	0.0
Unknown	0	0.0	189	0.1
Not Reported	0	0.0	12	0.0
PRIMARY PAYER				
Medicare	909	33.2	39,406	21.6
Medicaid	385	14.1	12,181	6.7
Other government	8	0.3	2,765	1.5
Blue Cross/Blue Shield	332	12.1	25,235	13.8
Other Commercial	347	12.7	17,505	9.6
Managed Care(HMO, PPO)	636	23.2	77,069	42.2
Self Pay	29	1.1	2,955	1.6
Industrial & Worker Comp	58	2.1	3,998	2.2
Charity and Unclassified	0	0.0	123	0.1
Childrens Health Insurance	0	0.0	346	0.2
Unknown	32	1.2	703	0.4
Not Reported	0	0.0	141	0.1
LOCAL HEALTH DISTRICT OF PATIENT RESIDENCE				
Bear River	0	0.0	12,345	6.8
Central Utah	41	1.5	6,772	3.7
Davis County	1	0.0	19,304	10.6
Salt Lake County	11	0.4	62,264	34.1
Southeastern Utah	2,557	93.5	4,319	2.4
Southwest Utah	10	0.4	11,788	6.5
Summit County	0	0.0	1,676	0.9
Tooele County	0	0.0	3,248	1.8
Tri-County	88	3.2	4,686	2.6
Utah County	3	0.1	31,011	17.0
Wasatch County	2	0.1	1,317	0.7
Weber County	2	0.1	15,685	8.6
Unknown Utah	0	0.0	56	0.0
Outside Utah	21	0.8	7,881	4.3
Unknown, Not Reported	0	0.0	75	0.0

SOURCE: Utah Ambulatory Surgery Database,
 Utah Health Data Committee/Office of Health Care Statistics.

AMB ST 1-1

UTAH HOSPITAL AND FREESTANDING AMBULATORY SURGERY CENTER (FASC) UTILIZATION AND CHARGE PROFILE OF OUTPATIENT SURGERY, 2002
 NUMBER OF CPT-4 AND ICD-9 PROCEDURES BY SELECTED AMBULATORY SURGERY REPORTING CATEGORY

113 Central Valley Medical Center

Reporting Category (ICD-9-CM CODES)	Procedures Performed		Procedures Performed-All Hospitals	
	(#)	(%)	(#)	(%)
Reporting Category (ICD-9-CM CODES)	1,525	100.0	300,948	100.0
Mastectomy (85.0-85.99)	17	1.1	6,951	2.3
Musculoskeletal (76.0-84.99)	125	8.2	53,689	17.8
Respiratory (30.0-34.99)	2	0.1	2,595	0.9
Cardiovascular (35.0-39.99)	3	0.2	13,957	4.6
Lymphatic/Hemetic (40.0-41.99)	4	0.3	2,092	0.7
Digestive System (42.0-54.99)	899	59.0	79,482	26.4
Urinary (55.0-59.99)	28	1.8	7,394	2.5
Male Genital (60.0-64.99)	24	1.6	3,824	1.3
Female Genital (65.0-71.99)	99	6.5	12,874	4.3
Endocrine/Nervous (01.0-07.99)	15	1.0	19,288	6.4
Eye (08.0-16.99)	29	1.9	19,110	6.3
Ear (18.0-20.99)	103	6.8	14,450	4.8
Nose, Mouth, Pharynx (21.0-29.99)	95	6.2	29,272	9.7
Other*	82	5.4	35,970	12.0
Reporting Category (CPT-4 CODES)	435	100.0	363,184	100.0
Mastectomy (19120-19220)	11	2.5	3,282	0.9
Musculoskeletal (20000-29909)	61	14.0	49,166	13.5
Respiratory (30000-32999)	6	1.4	12,335	3.4
Cardiovascular (33010-37799 & 93501-93660)	6	1.4	30,942	8.5
Lymphatic/Hemetic (38100-38999)	1	0.2	1,669	0.5
Diaphragm (39501-39599)	1	0.2	3	0.0
Digestive System (40490-49999)	198	45.5	84,020	23.1
Urinary (50010-53899)	26	6.0	8,260	2.3
Male Genital (54000-55899)	4	0.9	3,300	0.9
Female Genital (56405-58999)	31	7.1	8,683	2.4
Endocrine/Nervous (60000-64999)	2	0.5	17,357	4.8
Eye (65091-68899)	18	4.1	10,599	2.9
Ear (69000-69979)	28	6.4	8,100	2.2
Other*	42	9.7	125,468	34.5

SOURCE: Utah Ambulatory Surgery Database

Utah Health Data Committee/Office of Health Care Statistics.

* Procedure falls outside reporting categories.

AMB ST 1-2

UTAH HOSPITAL AND FREESTANDING AMBULATORY SURGERY CENTER (FASC) UTILIZATION AND CHARGE PROFILE OF OUTPATIENT SURGERY, 2002
 MOST COMMONLY PERFORMED CPT-4 AND ICD-9 PROCEDURES

113 Central Valley Medical Center

ICD-9 CODE	ICD-9 DESCRIPTION	#	%	% ALL Hospitals
All ICD-9 Procedures		1,525	100.0	100.0
4513	OTH ENDO SM INTESTINE	158	10.4	1.87
4523	COLONOSCOPY	157	10.3	4.95
2001	MYRINGOTOMY W/INSRT TUBE	96	6.3	3.82
5123	LAP CHOLEY	85	5.6	1.92
4466	ESOPHAGOGAST SPHINCTER COMPETENCE	66	4.3	0.10
5451	LAP LYSIS PERITONEAL ADHES	57	3.7	0.29
8753	INTRAOP CHOLANGIOGRAM	57	3.7	1.09
5159	INCIS OTH BILE DUCT	56	3.7	0.02
4525	CLO [ENDO] BX LG INTESTINE	41	2.7	1.85
5421	LAPAROSCOPY	41	2.7	0.60
4516	ESOPHAGOGASTRODUODENOSCPY-CLO BX	37	2.4	4.22
4542	ENDO POLYPECTOMY LG INTESTINE	36	2.4	2.58
282	TONSILLECTOMY WO ADENOIDECTOMY	33	2.2	0.67
5349	OTH UMB HERNIORRHAPHY	28	1.8	0.32
6909	OTH D&C UTERUS	27	1.8	0.61
4292	DILAT ESOPH	24	1.6	1.18
4701	LAP APPENDECTOMY	20	1.3	0.30
7756	REPR HAMMER TOE	19	1.2	0.38
283	TONSILLECTOMY W/ADENOIDECTOMY	18	1.2	1.61
1371	IOL PROSTH-CATARACT EXTRACT-1-STAGE	14	0.9	1.56

CPT-4 CODE	CPT-4 DESCRIPTION	#	%	% ALL Hospitals
All CPT-4 Procedures		435	100.0	100.0
43280	LAP SURG-ESOPHAGOGASTRIC FUNDOPL	35	8.0	0.07
47563	LAPARSCPY SURG; CHOLECT W/CHOLAN	31	7.1	0.89
49505	REPR INIT ING HERNIA 5YR/MORE; R	24	5.5	0.79
69436	TYMPANOSTOMY GENERAL ANESTHESIA	24	5.5	1.65
50	50	16	3.7	0.00
49320	LAP-ABD DX-W/WO SPECMN-SEP PROC	14	3.2	0.19
58120	DILATION & CURET DX &/ THERAPEUT	14	3.2	0.24
42825	TONSILLECT PRIM/SEC; UNDER AGE 1	13	3.0	0.09
66983	INTRACAPSULAR CATARACT EXTRAC W/	13	3.0	0.01
44200	LAPAROSCPY SURG; ENTEROLYS-SEP P	12	2.8	0.03
42820	T&A; UNDER AGE 12	11	2.5	1.02
47562	LAPAROSCOPY SURGICAL; CHOLECT	11	2.5	0.63
19120	EXC BRST CYST TUMR/LES OPN M/F 1	10	2.3	0.60
28485	OPEN TX MT FX W/WO INTRL/EXT FIX	8	1.8	0.05
42826	TONSILLECTOMY PRIM/SEC; AGE 12/O	8	1.8	0.43
44970	LAPAROSCOPY SURGICAL APPENDECTOM	7	1.6	0.27
28080	EXC INTERDIGTL NEUROMA SINGLE EA	6	1.4	0.15
49585	REPR UMBIL HERNIA 5YR/OVER; R DUC	6	1.4	0.22
28285	CORRECTION HAMMERTOE	5	1.1	0.41
52204	CYSTOURETHROSCOPY WITH BIOPSY	5	1.1	0.04

SOURCE: Utah Ambulatory Surgery Database
 Utah Health Data Committee/Office of Health Care Statistics

AMB ST 1-3

UTAH HOSPITAL AND FREESTANDING AMBULATORY SURGERY CENTER (FASC) UTILIZATION AND CHARGE PROFILE OF OUTPATIENT SURGERY, 2002
 AVERAGE TOTAL CHARGES FOR MOST COMMONLY PERFORMED CPT-4 AND ICD-9 PROCEDURES, SINGLE ICD-9 OR CPT-4 ONLY

113 Central Valley Medical Center

ICD-9 CODE	ICD-9 DESCRIPTION	#	AVE TOT CHRG	AVE TOT CHRG (ALL Hospitals)
ICD-9 Procedures		693	\$1,985	\$2,254
4523	COLONOSCOPY	124	\$831	\$782
4513	OTH ENDO SM INTESTINE	116	\$767	\$756
4466	ESOPHAGOGAST SPHINCTER COMPETENCE	33	\$6,376	\$7,377
4525	CLO [ENDO] BX LG INTESTINE	33	\$970	\$1,109
282	TONSILLECTOMY WO ADENOIDECTOMY	32	\$2,372	\$1,956
4516	ESOPHAGOGASTRODUODENOSCPY-CLO BX	31	\$858	\$938
4542	ENDO POLYPECTOMY LG INTESTINE	28	\$1,052	\$1,037
283	TONSILLECTOMY W/ADENOIDECTOMY	17	\$2,341	\$1,655
4292	DILAT ESOPH	16	\$913	\$709
6909	OTH D&C UTERUS	16	\$2,266	\$1,868
5421	LAPAROSCOPY	12	\$3,037	\$2,959
4701	LAP APPENDECTOMY	11	\$6,443	\$5,663
5123	LAP CHOLEY	11	\$4,884	\$4,729
8521	LOC EXC LES BREAST	11	\$2,564	\$2,019
5304	UNILAT REPR INDIRECT ING HERN-GFT	10	\$3,291	\$2,917
5349	OTH UMB HERNIORRHAPHY	10	\$2,338	\$2,059
5733	CLO [TRANSURETHRAL] BX BLADDER	9	\$1,534	\$2,286
7937	OP REDUC W/INT FIX-TARS-METATARS	9	\$3,050	\$3,799
6902	D&C FOLLOWING DELIV/AB	8	\$2,070	\$1,984
1371	IOL PROSTH-CATARACT EXTRACT-1-STAGE	7	\$2,989	\$2,989

CPT-4 CODE	CPT-4 DESCRIPTION	#	AVE TOT CHRG	AVE TOT CHRG (ALL Hospitals)
CPT-4 Procedures		399	\$3,640	\$2,003
47563	LAPARSCPY SURG; CHOLECT W/CHOLAN	31	\$5,485	\$4,959
43280	LAP SURG-ESOPHAGOGASTRIC FUNDOPL	30	\$6,990	\$7,101
69436	TYMPANOSTOMY GENERAL ANESTHESIA	24	\$1,653	\$934
49505	REPR INIT ING HERNIA 5YR/MORE; R	18	\$3,626	\$2,803
50	50	16	\$2,094	\$2,094
49320	LAP-ABD DX-W/WO SPECMN-SEP PROC	14	\$4,062	\$3,020
58120	DILATION & CURET DX &/ THERAPEUT	14	\$2,758	\$1,627
42825	TONSILLECT PRIM/SEC; UNDER AGE 1	13	\$2,444	\$1,687
66983	INTRACAPSULAR CATARACT EXTRAC W/	13	\$2,967	\$2,965
42820	T&A; UNDER AGE 12	11	\$2,458	\$1,610
47562	LAPAROSCOPY SURGICAL; CHOLECT	11	\$4,699	\$4,941
19120	EXC BRST CYST TUMR/LES OPN M/F 1	8	\$2,598	\$1,911
28485	OPEN TX MT FX W/WO INTRL/EXT FIX	8	\$3,762	\$3,031
42826	TONSILLECTOMY PRIM/SEC; AGE 12/O	8	\$2,803	\$2,061
44200	LAPAROSCPY SURG; ENTEROLYS-SEP P	8	\$5,184	\$3,761
44970	LAPAROSCOPY SURGICAL APPENDECTOM	7	\$6,574	\$5,612
28080	EXC INTERDIGTL NEUROMA SINGLE EA	6	\$2,724	\$1,649
49585	REPR UMBIL HERNIA 5YR/OVER; R DUC	5	\$4,615	\$2,432
58661	LAP SURG; W/REMV ADNEXAL STRUCT	5	\$7,628	\$5,366
LT	LT	5	\$2,299	\$2,299

SOURCE: Utah Ambulatory Surgery Database
 Utah Health Data Committee/Office of Health Care Statistics

AMB ST 1-4

UTAH HOSPITAL AND FREESTANDING AMBULATORY SURGERY CENTER (FASC) UTILIZATION AND CHARGE PROFILE OF OUTPATIENT SURGERY, 2002
 PROCEDURE APG CATEGORY, PROCEDURE APG

113 Central Valley Medical Center

Procedure APG category	Procedure APG	TOTAL #	TOTAL # (ALL Hospitals)
01	INTEGUMENTARY SYSTEM	21	13,519
	002 SUPERFICIAL NEEDLE BIOPSY AND ASPIRATION	1	2,597
	007 COMPLEX EXCISION, BIOPSY AND DEBRIDEMENT	4	1,731
	008 SIMPLE EXCISION AND BIOPSY	3	1,756
	011 SIMPLE INCISION AND EXCISION OF BREAST	13	3,917
02	MUSCULOSKELETAL SYSTEM	55	42,903
	021 COMPLEX MUSCULOSKELETAL PROCEDURES EXCLUDING HAND AND FOOT	3	5,617
	023 COMPLEX HAND AND FOOT MUSCULOSKELETAL PROCEDURES	3	1,639
	024 SIMPLE HAND AND FOOT MUSCULOSKELETAL PROCEDURES	24	9,596
	025 ARTHROSCOPY	10	17,119
	029 CLOSED TREATMENT FX & DISLOCATION EXC FINGER, TOE & TRUNK	1	627
	030 OPEN OR PERCUTANEOUS TREATMENT OF FRACTURES	8	2,741
	032 BUNION PROCEDURES	4	1,318
	033 ARTHROPLASTY	2	483
03	RESPIRATORY SYSTEM	2	6,869
	053 COMPLEX ENDOSCOPY OF THE UPPER AIRWAY	2	4,423
04	CARDIOVASCULAR SYSTEM	4	23,208
	080 MINOR VASCULAR REPAIR AND FISTULA CONSTRUCTION	4	1,191
05	HEMATOLOGIC, LYMPHATIC, AND ENDOCRINE	1	2,265
	095 DEEP LYMPH STRUCTURE AND THYROID PROCEDURES	1	1,385
06	DIGESTIVE SYSTEM	173	71,902
	111 ALIMENTARY TESTS AND SIMPLE TUBE PLACEMENT	3	177
	116 THERAPEUTIC UPPER GI ENDOSCOPY OR INTUBATION	1	3,826
	119 HERNIA AND HYDROCELE PROCEDURES	50	6,810
	123 COMPLEX LAPAROSCOPIC PROCEDURES	119	13,216
07	URINARY SYSTEM	26	6,921
	134 COMPLEX CYSTOURETHROSCOPY AND LITHOLAPAXY	2	2,910
	135 MODERATE CYSTOURETHROSCOPY	18	2,121
	136 SIMPLE CYSTOURETHROSCOPY	6	644
08	MALE GENITAL SYSTEM	3	2,946
	151 TESTICULAR AND EPIDIDYMAL PROCEDURES	2	1,341
	154 SIMPLE PENILE PROCEDURES	1	896
09	FEMALE GENITAL SYSTEM	26	4,976
	173 TREATMENT OF SPONTANEOUS ABORTION	3	417
	176 COMPLEX FEMALE REPRODUCTIVE PROCEDURES	2	675
	177 SIMPLE FEMALE REPRODUCTIVE PROCEDURES	2	1,182
	178 DILATION AND CURETTAGE	16	891
	179 HYSTEROSCOPY	1	1,603
	180 COLPOSCOPY	2	184
10	NERVOUS SYSTEM	2	14,776
	198 NERVE REPAIR AND DESTRUCTION	2	4,022
11	EYE AND OCULAR ADNEXA	18	10,576
	213 LASER EYE PROCEDURES	1	963
	214 CATARACT PROCEDURES	16	4,643
	222 SIMPLE REPAIR AND PLASTIC PROCEDURES OF EYE	1	441
12	FACIAL, EAR, NOSE, MOUTH AND THROAT	67	28,144

AMB ST 1-4

UTAH HOSPITAL AND FREESTANDING AMBULATORY SURGERY CENTER (FASC) UTILIZATION AND CHARGE PROFILE OF OUTPATIENT SURGERY, 2002
 PROCEDURE APG CATEGORY, PROCEDURE APG

113 Central Valley Medical Center

procedure APG category	procedure APG	TOTAL #	TOTAL # (ALL Hospitals)
	234 COMPLEX FACIAL AND ENT PROCEDURES	7	4,770
	235 SIMPLE FACIAL AND ENT PROCEDURES	27	15,563
	236 TONSIL AND ADENOID PROCEDURES	33	7,583
13	THERAPUTIC AND OTHER RADIOLOGICAL PROCEDURES	1	5,872
	253 VASCULAR RADIOLOGY EXCEPT FOR VENOGRAPHY OF EXTREMITY	1	1,930

AMB ST 1-5

UTAH HOSPITAL AND FREESTANDING AMBULATORY SURGERY CENTER (FASC) UTILIZATION AND CHARGE PROFILE OF OUTPATIENT SURGERY, 2002
 PROCEDURE APG CATEGORY, PROCEDURE APG, SINGLE APG ONLY

113 Central Valley Medical Center

Procedure APG category	Procedure APG	TOTAL #	AVE TOT CHR	AVE TOT CHR(ALL Hospitals)
01	INTEGUMENTARY SYSTEM	18	\$2,549	\$2,141
	007 COMPLEX EXCISION, BIOPSY AND DEBRIDEMENT	4	\$1,884	\$2,263
	008 SIMPLE EXCISION AND BIOPSY	3	\$3,175	\$2,174
	011 SIMPLE INCISION AND EXCISION OF BREAST	11	\$2,620	\$1,987
02	MUSCULOSKELETAL SYSTEM	49	\$3,182	\$2,888
	021 COMPLEX MUSCULOSKELETAL PROCEDURES EXCLUDING HAND AND FOOT	2	\$4,208	\$3,672
	023 COMPLEX HAND AND FOOT MUSCULOSKELETAL PROCEDURES	3	\$3,277	\$3,163
	024 SIMPLE HAND AND FOOT MUSCULOSKELETAL PROCEDURES	22	\$2,490	\$2,059
	025 ARTHROSCOPY	10	\$4,255	\$3,554
	029 CLOSED TREATMENT FX & DISLOCATION EXC FINGER, TOE & TRUNK	1	\$1,640	\$2,107
	030 OPEN OR PERCUTANEOUS TREATMENT OF FRACTURES	8	\$3,762	\$3,403
	032 BUNION PROCEDURES	3	\$2,869	\$2,827
03	RESPIRATORY SYSTEM	2	\$5,291	\$1,741
	053 COMPLEX ENDOSCOPY OF THE UPPER AIRWAY	2	\$5,291	\$3,025
04	CARDIOVASCULAR SYSTEM	4	\$1,947	\$4,411
	080 MINOR VASCULAR REPAIR AND FISTULA CONSTRUCTION	4	\$1,947	\$3,583
05	HEMATOLOGIC, LYMPHATIC, AND ENDOCRINE	1	\$2,215	\$2,960
	095 DEEP LYMPH STRUCTURE AND THYROID PROCEDURES	1	\$2,215	\$3,516
06	DIGESTIVE SYSTEM	155	\$5,262	\$1,572
	111 ALIMENTARY TESTS AND SIMPLE TUBE PLACEMENT	1	\$1,236	\$782
	116 THERAPEUTIC UPPER GI ENDOSCOPY OR INTUBATION	1	\$647	\$1,177
	119 HERNIA AND HYDROCELE PROCEDURES	43	\$4,171	\$2,637
	123 COMPLEX LAPAROSCOPIC PROCEDURES	110	\$5,768	\$4,623
07	URINARY SYSTEM	21	\$1,968	\$3,060
	134 COMPLEX CYSTOURETHROSCOPY AND LITHOLAPAXY	1	\$1,559	\$3,123
	135 MODERATE CYSTOURETHROSCOPY	14	\$2,279	\$2,505
	136 SIMPLE CYSTOURETHROSCOPY	6	\$1,311	\$1,505
08	MALE GENITAL SYSTEM	3	\$1,920	\$2,312
	151 TESTICULAR AND EPIDIDYMAL PROCEDURES	2	\$2,385	\$2,147
	154 SIMPLE PENILE PROCEDURES	1	\$990	\$1,239
09	FEMALE GENITAL SYSTEM	25	\$2,694	\$2,440
	173 TREATMENT OF SPONTANEOUS ABORTION	3	\$2,151	\$2,375
	176 COMPLEX FEMALE REPRODUCTIVE PROCEDURES	2	\$4,094	\$3,888
	177 SIMPLE FEMALE REPRODUCTIVE PROCEDURES	2	\$2,158	\$2,279
	178 DILATION AND CURETTAGE	16	\$2,662	\$1,640
	179 HYSTEROSCOPY	1	\$3,989	\$2,869
	180 COLPOSCOPY	1	\$1,796	\$1,261
10	NERVOUS SYSTEM	1	\$1,901	\$1,212
	198 NERVE REPAIR AND DESTRUCTION	1	\$1,901	\$1,869
11	EYE AND OCULAR ADNEXA	18	\$2,640	\$2,298
	213 LASER EYE PROCEDURES	1	\$1,899	\$575
	214 CATARACT PROCEDURES	16	\$2,785	\$2,599
	222 SIMPLE REPAIR AND PLASTIC PROCEDURES OF EYE	1	\$1,048	\$1,230
12	FACIAL, EAR, NOSE, MOUTH AND THROAT	67	\$2,287	\$1,870
	234 COMPLEX FACIAL AND ENT PROCEDURES	7	\$3,693	\$3,757
	235 SIMPLE FACIAL AND ENT PROCEDURES	27	\$1,632	\$1,293

AMB ST 1-5

UTAH HOSPITAL AND FREESTANDING AMBULATORY SURGERY CENTER (FASC) UTILIZATION AND CHARGE PROFILE OF OUTPATIENT SURGERY, 2002
 PROCEDURE APG CATEGORY, PROCEDURE APG, SINGLE APG ONLY

113 Central Valley Medical Center

procedure APG category	Procedure APG	TOTAL #	AVE TOT CHRGR	AVE TOT CHRGR(ALL Hospitals)
	236 TONSIL AND ADENOID PROCEDURES	33	\$2,524	\$1,733
13	THERAPUTIC AND OTHER RADIOLOGICAL PROCEDURES	1	\$2,523	\$1,631
	253 VASCULAR RADIOLOGY EXCEPT FOR VENOGRAPHY OF EXTREMITY	1	\$2,523	\$3,590

AMB ST 1-6

UTAH HOSPITAL AND FREESTANDING AMBULATORY SURGERY CENTER (FASC) UTILIZATION AND CHARGE PROFILE OF OUTPATIENT SURGERY, 2002
 NUMBER OF SELECTED AMBULATORY SURGERY PATIENT VISITS BY PATIENT PROFILE

113 Central Valley Medical Center

Patient Profile	Patient Visits		Patient Visits-All Hospitals	
	(#)	(%)	(#)	(%)
GENDER				
Female	620	60.2	99,046	54.3
Male	410	39.8	83,377	45.7
Unknown	0	0.0	1	0.0
Not Reported	0	0.0	3	0.0
AGE				
1-28 days	0	0.0	201	0.1
29-365 days	27	2.6	2,806	1.5
1-4 years	40	3.9	10,230	5.6
5-9	27	2.6	5,477	3.0
10-14	30	2.9	4,621	2.5
15-17	23	2.2	4,481	2.5
18-19	38	3.7	3,763	2.1
20-24	63	6.1	11,153	6.1
25-29	61	5.9	10,390	5.7
30-34	64	6.2	10,476	5.7
35-39	65	6.3	10,951	6.0
40-44	63	6.1	13,202	7.2
45-49	93	9.0	14,095	7.7
50-54	88	8.5	15,731	8.6
55-59	63	6.1	13,738	7.5
60-64	67	6.5	11,970	6.6
65-69	65	6.3	11,268	6.2
70-74	59	5.7	10,407	5.7
75-79	50	4.9	8,832	4.8
80-84	22	2.1	5,577	3.1
85-89	20	1.9	2,334	1.3
90 +	2	0.2	720	0.4
Not Reported	0	0.0	205	0.1
SOURCE OF ADMISSION				
Physician Referral	1,015	98.5	170,677	93.6
Clinic Referral	1	0.1	371	0.2
HMO Referral	0	0.0	163	0.1
Other Hospital	0	0.0	143	0.1
Skilled Nursing Facility	0	0.0	17	0.0
Other Health Care Facility	0	0.0	19	0.0
Emergency Room	1	0.1	3,138	1.7
Court/Law Enforcement	0	0.0	4	0.0
Unknown	0	0.0	3,312	1.8
Not Reported	13	1.3	4,583	2.5

(Continued)

AMB ST 1-6

UTAH HOSPITAL AND FREESTANDING AMBULATORY SURGERY CENTER (FASC) UTILIZATION AND CHARGE PROFILE OF OUTPATIENT SURGERY, 2002
 NUMBER OF SELECTED AMBULATORY SURGERY PATIENT VISITS BY PATIENT PROFILE

113 Central Valley Medical Center

Patient Profile	Patient Visits		Patient Visits-All Hospitals	
	(#)	(%)	(#)	(%)
DISCHARGE STATUS				
Home or Self Care	1,013	98.3	181,621	99.6
Another Hospital	2	0.2	132	0.1
Skilled Nursing Facility	1	0.1	207	0.1
Intermediate Care Facility	0	0.0	14	0.0
Another Type of Institution	8	0.8	41	0.0
Under Care of Home Service	4	0.4	184	0.1
Left Against Medical Advice	0	0.0	13	0.0
Under Care of Home IV Provider	0	0.0	8	0.0
Expired	0	0.0	6	0.0
Unknown	0	0.0	189	0.1
Not Reported	2	0.2	12	0.0
PRIMARY PAYER				
Medicare	233	22.6	39,406	21.6
Medicaid	135	13.1	12,181	6.7
Other government	5	0.5	2,765	1.5
Blue Cross/Blue Shield	266	25.8	25,235	13.8
Other Commercial	113	11.0	17,505	9.6
Managed Care(HMO, PPO)	243	23.6	77,069	42.2
Self Pay	20	1.9	2,955	1.6
Industrial & Worker Comp	15	1.5	3,998	2.2
Charity and Unclassified	0	0.0	123	0.1
Childrens Health Insurance	0	0.0	346	0.2
Unknown	0	0.0	703	0.4
Not Reported	0	0.0	141	0.1
LOCAL HEALTH DISTRICT OF PATIENT RESIDENCE				
Bear River	0	0.0	12,345	6.8
Central Utah	964	93.6	6,772	3.7
Davis County	0	0.0	19,304	10.6
Salt Lake County	2	0.2	62,264	34.1
Southeastern Utah	0	0.0	4,319	2.4
Southwest Utah	2	0.2	11,788	6.5
Summit County	0	0.0	1,676	0.9
Tooele County	25	2.4	3,248	1.8
Tri-County	0	0.0	4,686	2.6
Utah County	28	2.7	31,011	17.0
Wasatch County	1	0.1	1,317	0.7
Weber County	0	0.0	15,685	8.6
Unknown Utah	0	0.0	56	0.0
Outside Utah	8	0.8	7,881	4.3
Unknown, Not Reported	0	0.0	75	0.0

SOURCE: Utah Ambulatory Surgery Database,
 Utah Health Data Committee/Office of Health Care Statistics.

AMB ST 1-1

UTAH HOSPITAL AND FREESTANDING AMBULATORY SURGERY CENTER (FASC) UTILIZATION AND CHARGE PROFILE OF OUTPATIENT SURGERY, 2002
 NUMBER OF CPT-4 AND ICD-9 PROCEDURES BY SELECTED AMBULATORY SURGERY REPORTING CATEGORY

119 Cottonwood Hospital Medical Center

Reporting Category (ICD-9-CM CODES)	Procedures Performed		Procedures Performed-All Hospitals	
	(#)	(%)	(#)	(%)
Reporting Category (ICD-9-CM CODES)	28,237	100.0	300,948	100.0
Mastectomy (85.0-85.99)	682	2.4	6,951	2.3
Musculoskeletal (76.0-84.99)	4,156	14.7	53,689	17.8
Respiratory (30.0-34.99)	117	0.4	2,595	0.9
Cardiovascular (35.0-39.99)	420	1.5	13,957	4.6
Lymphatic/Hemetic (40.0-41.99)	131	0.5	2,092	0.7
Digestive System (42.0-54.99)	11,592	41.1	79,482	26.4
Urinary (55.0-59.99)	556	2.0	7,394	2.5
Male Genital (60.0-64.99)	245	0.9	3,824	1.3
Female Genital (65.0-71.99)	1,450	5.1	12,874	4.3
Endocrine/Nervous (01.0-07.99)	523	1.9	19,288	6.4
Eye (08.0-16.99)	3,091	10.9	19,110	6.3
Ear (18.0-20.99)	1,163	4.1	14,450	4.8
Nose, Mouth, Pharynx (21.0-29.99)	2,498	8.8	29,272	9.7
Other*	1,613	5.7	35,970	12.0
Reporting Category (CPT-4 CODES)	28,785	100.0	363,184	100.0
Mastectomy (19120-19220)	304	1.1	3,282	0.9
Musculoskeletal (20000-29909)	3,357	11.7	49,166	13.5
Respiratory (30000-32999)	1,338	4.6	12,335	3.4
Cardiovascular (33010-37799 & 93501-93660)	1,537	5.3	30,942	8.5
Lymphatic/Hemetic (38100-38999)	113	0.4	1,669	0.5
Diaphragm (39501-39599)	0	0.0	3	0.0
Digestive System (40490-49999)	10,650	37.0	84,020	23.1
Urinary (50010-53899)	463	1.6	8,260	2.3
Male Genital (54000-55899)	201	0.7	3,300	0.9
Female Genital (56405-58999)	935	3.2	8,683	2.4
Endocrine/Nervous (60000-64999)	487	1.7	17,357	4.8
Eye (65091-68899)	1,629	5.7	10,599	2.9
Ear (69000-69979)	654	2.3	8,100	2.2
Other*	7,117	24.7	125,468	34.5

SOURCE: Utah Ambulatory Surgery Database

Utah Health Data Committee/Office of Health Care Statistics.

* Procedure falls outside reporting categories.

AMB ST 1-2

UTAH HOSPITAL AND FREESTANDING AMBULATORY SURGERY CENTER (FASC) UTILIZATION AND CHARGE PROFILE OF OUTPATIENT SURGERY, 2002
 MOST COMMONLY PERFORMED CPT-4 AND ICD-9 PROCEDURES

119 Cottonwood Hospital Medical Center

ICD-9 CODE	ICD-9 DESCRIPTION	#	%	% ALL Hospitals
All ICD-9 Procedures		28,237	100.0	100.0
4523	COLONOSCOPY	2,983	10.6	4.95
4516	ESOPHAGOGASTRODUODENOSCPY-CLO BX	2,136	7.6	4.22
4542	ENDO POLYPECTOMY LG INTESTINE	1,671	5.9	2.58
1371	IOL PROSTH-CATARACT EXTRACT-1-STAGE	1,340	4.7	1.56
1341	PHACOEMLSIFICATION-ASPIR CATARACT	1,339	4.7	1.53
2001	MYRINGOTOMY W/INSRT TUBE	915	3.2	3.82
4525	CLO [ENDO] BX LG INTESTINE	901	3.2	1.85
8026	ARTHSCPY-KNEE	650	2.3	1.07
5123	LAP CHOLEY	493	1.7	1.92
4513	OTH ENDO SM INTESTINE	442	1.6	1.87
4836	[ENDO] POLYPECTOMY RECTUM	426	1.5	0.75
806	EXC SEMILUNAR CARTILAGE-KNEE	400	1.4	1.56
4292	DILAT ESOPH	399	1.4	1.18
283	TONSILLECTOMY W/ADENOIDECTOMY	380	1.3	1.61
8086	OTH LOC EXC/DESTRUC JT LES-KNEE	370	1.3	1.07
2169	OTH TURBINECTOMY	342	1.2	0.65
8521	LOC EXC LES BREAST	304	1.1	1.03
8856	CORONARY ARTERIOGRAPHY W/2 CATH	277	1.0	1.58
282	TONSILLECTOMY WO ADENOIDECTOMY	272	1.0	0.67
8853	ANGIOCARDIOGRAPHY LT HEART STRUCT	258	0.9	1.22

CPT-4 CODE	CPT-4 DESCRIPTION	#	%	% ALL Hospitals
All CPT-4 Procedures		28,785	100.0	100.0
43239	UGI ENDO; W/BX 1/MX	2,065	7.2	3.22
45385	COLONOSCOPY FLEX; W/REMV LES-SNA	1,873	6.5	2.05
45378	COLONOSCOPY FLEX; DX-SEP PROC	1,868	6.5	3.53
66984	EXTRACAPSULAR CATARACT REMV IOL	1,325	4.6	1.23
J2405	INJECTION ONDANSETRON HCL PER 1	1,322	4.6	1.76
J2765	INJ METOCLOPRAMIDE HCL TO 10 MG	927	3.2	1.06
45380	COLONOSCOPY FLEX; W/BX 1/MX	874	3.0	1.47
88305	LEVEL IV - SURG PATH GROSS&MIC E	483	1.7	1.89
47562	LAPAROSCOPY SURGICAL; CHOLECT	473	1.6	0.63
69436	TYMPANOSTOMY GENERAL ANESTHESIA	473	1.6	1.65
30140	SUBMUCOS RES TURBINATE PART/CMPL	343	1.2	0.45
88313	SPCL STAIN; GRP II ALL BUT IC/IP	343	1.2	0.40
29877	SCOPE KNEE SURG; DEBRID/SHAVE CA	328	1.1	0.77
30520	SEPTOPLASTY/SUBMUCOS RES W/GFT	323	1.1	0.61
29881	SCOPE KNEE SURG;W/MENISCECT MED/	308	1.1	0.99
99201	OFC/OUTPT E&M NEW MINOR 10 MIN	296	1.0	0.51
43249	UGI ENDO; W/BALLOON DILAT ESOPHA	293	1.0	0.48
42820	T&A; UNDER AGE 12	291	1.0	1.02
G0001	ROUTINE VENIPUNCT CLCT SPECIMEN	288	1.0	0.69
43235	UGI ENDO; DX W/WO CLCT SPECMN-SP	287	1.0	0.99

SOURCE: Utah Ambulatory Surgery Database
 Utah Health Data Committee/Office of Health Care Statistics

AMB ST 1-3

UTAH HOSPITAL AND FREESTANDING AMBULATORY SURGERY CENTER (FASC) UTILIZATION AND CHARGE PROFILE OF OUTPATIENT SURGERY, 2002
 AVERAGE TOTAL CHARGES FOR MOST COMMONLY PERFORMED CPT-4 AND ICD-9 PROCEDURES, SINGLE ICD-9 OR CPT-4 ONLY

119 Cottonwood Hospital Medical Center

ICD-9 CODE	ICD-9 DESCRIPTION	#	AVE TOT CHRG	AVE TOT CHRG (ALL Hospitals)
ICD-9 Procedures		8,438	\$1,243	\$2,254
4523	COLONOSCOPY	1,638	\$537	\$782
4516	ESOPHAGOGASTRODUODENOSCPY-CLO BX	1,265	\$515	\$938
4542	ENDO POLYPECTOMY LG INTESTINE	674	\$618	\$1,037
5123	LAP CHOLEY	437	\$3,072	\$4,729
283	TONSILLECTOMY W/ADENOIDECTOMY	325	\$1,038	\$1,655
4525	CLO [ENDO] BX LG INTESTINE	262	\$638	\$1,109
282	TONSILLECTOMY WO ADENOIDECTOMY	196	\$1,111	\$1,956
4513	OTH ENDO SM INTESTINE	196	\$500	\$756
6952	ASPIR CURET FOLLOWING DELIV/AB	194	\$1,379	\$1,722
8521	LOC EXC LES BREAST	133	\$1,280	\$2,019
0443	RELEASE CARPAL TUNNEL	117	\$1,029	\$1,705
4836	[ENDO] POLYPECTOMY RECTUM	97	\$584	\$1,034
5304	UNILAT REPR INDIRECT ING HERN-GFT	86	\$1,867	\$2,917
6629	OTH BIL ENDO DESTRUC FALLOP TUBES	84	\$1,609	\$2,510
5303	UNILAT REPR DIRECT ING HERN-GFT	80	\$1,949	\$3,023
6909	OTH D&C UTERUS	73	\$1,318	\$1,868
8532	BILAT REDUC MAMMO	67	\$3,578	\$5,344
8221	EXC LES TENDON SHEATH HAND	60	\$1,089	\$1,707
1164	OTH PENETRATING KERATOPLASTY	58	\$5,010	\$5,035
5349	OTH UMB HERNIORRHAPHY	54	\$1,441	\$2,059

CPT-4 CODE	CPT-4 DESCRIPTION	#	AVE TOT CHRG	AVE TOT CHRG (ALL Hospitals)
CPT-4 Procedures		9,928	\$1,160	\$2,003
45378	COLONOSCOPY FLEX; DX-SEP PROC	1,629	\$537	\$741
45385	COLONOSCOPY FLEX; W/REMV LES-SNA	1,417	\$619	\$947
66984	EXTRACAPSULAR CATARACT REMV IOL	1,281	\$2,084	\$2,599
43239	UGI ENDO; W/BX 1/MX	1,208	\$509	\$889
45380	COLONOSCOPY FLEX; W/BX 1/MX	512	\$642	\$1,052
69436	TYMPANOSTOMY GENERAL ANESTHESIA	281	\$612	\$934
47562	LAPAROSCOPY SURGICAL; CHOLECT	225	\$3,052	\$4,941
43235	UGI ENDO; DX W/WO CLCT SPECMN-SP	220	\$529	\$661
42820	T&A; UNDER AGE 12	171	\$976	\$1,610
49505	REPR INIT ING HERNIA 5YR/MORE; R	141	\$1,853	\$2,803
19120	EXC BRST CYST TUMR/LES OPN M/F 1	110	\$1,339	\$1,911
64721	NEUROPLASTY; MEDIAN @ CARPAL TUN	105	\$1,025	\$1,670
42826	TONSILLECTOMY PRIM/SEC; AGE 12/O	104	\$1,091	\$2,061
58120	DILATION & CURET DX &/ THERAPEUT	68	\$1,303	\$1,627
43249	UGI ENDO; W/BALLOON DILAT ESOPHA	59	\$1,015	\$1,111
20680	REMOVAL OF IMPLANT; DEEP	57	\$1,492	\$2,123
42821	T&A; AGE 12 OR OVER	54	\$1,201	\$1,830
62311	INJ 1 NOT NEUROLYTIC-EPID; LUMB/	52	\$201	\$489
29881	SCOPE KNEE SURG;W/MENISCECT MED/	48	\$2,136	\$3,358
45330	SIGMOIDOSCOPY FLEX; DX-SEP PROC	47	\$369	\$408

SOURCE: Utah Ambulatory Surgery Database
 Utah Health Data Committee/Office of Health Care Statistics

AMB ST 1-4

UTAH HOSPITAL AND FREESTANDING AMBULATORY SURGERY CENTER (FASC) UTILIZATION AND CHARGE PROFILE OF OUTPATIENT SURGERY, 2002
PROCEDURE APG CATEGORY, PROCEDURE APG

119 Cottonwood Hospital Medical Center

Procedure APG category		TOTAL #	TOTAL # (ALL Hospitals)
Procedure APG			
01	INTEGUMENTARY SYSTEM	986	13,519
	002 SUPERFICIAL NEEDLE BIOPSY AND ASPIRATION	229	2,597
	003 COMPLEX INCISION AND DRAINAGE	7	106
	004 SIMPLE INCISION AND DRAINAGE	4	96
	006 SIMPLE DEBRIDEMENT AND DESTRUCTION	41	588
	007 COMPLEX EXCISION, BIOPSY AND DEBRIDEMENT	124	1,731
	008 SIMPLE EXCISION AND BIOPSY	116	1,756
	009 COMPLEX SKIN REPAIRS INCL INTEGUMENT GRAFTS, TRANSFER & REARRANGE	68	1,422
	010 SIMPLE SKIN REPAIR	32	599
	011 SIMPLE INCISION AND EXCISION OF BREAST	343	3,917
	012 BREAST RECONSTRUCTION AND MASTECTOMY	22	671
02	MUSCULOSKELETAL SYSTEM	2,988	42,903
	021 COMPLEX MUSCULOSKELETAL PROCEDURES EXCLUDING HAND AND FOOT	391	5,617
	022 SIMPLE MUSCULOSKELETAL PROCEDURES EXCLUDING HAND AND FOOT	133	1,767
	023 COMPLEX HAND AND FOOT MUSCULOSKELETAL PROCEDURES	94	1,639
	024 SIMPLE HAND AND FOOT MUSCULOSKELETAL PROCEDURES	706	9,596
	025 ARTHROSCOPY	1,246	17,119
	028 CLOSED TREATMENT FX & DISLOCATION OF FINGER, TOE & TRUNK	6	35
	029 CLOSED TREATMENT FX & DISLOCATION EXC FINGER, TOE & TRUNK	19	627
	030 OPEN OR PERCUTANEOUS TREATMENT OF FRACTURES	177	2,741
	031 BONE OR JOINT MANIPULATION UNDER ANESTHESIA	14	332
	032 BUNION PROCEDURES	149	1,318
	033 ARTHROPLASTY	26	483
	034 HAND AND FOOT TENOTOMY	14	167
	035 ARTHROCENTESIS AND LIGAMENT OR TENDON INJECTION	13	1,334
03	RESPIRATORY SYSTEM	532	6,869
	051 PULMONARY TESTS	1	212
	052 NEEDLE AND CATHETER BIOPSY, ASPIRATION, LAVAGE AND INTUBATION	4	545
	053 COMPLEX ENDOSCOPY OF THE UPPER AIRWAY	463	4,423
	054 SIMPLE ENDOSCOPY OF THE UPPER AIRWAY	11	329
	055 ENDOSCOPY OF THE LOWER AIRWAY	49	1,188
	057 RESPIRATORY THERAPY	4	172
04	CARDIOVASCULAR SYSTEM	1,614	23,208
	072 ECHOCARDIOGRAPHY	66	1,224
	075 PLACEMENT OF TRANSVENOUS CATHETERS	1	737
	076 DIAGNOSTIC CARDIAC CATHETERIZATION	1,407	15,013
	077 ANGIOPLASTY AND TRANSCATHETER PROCEDURES	11	971
	078 PACEMAKER INSERTION AND REPLACEMENT	59	716
	079 REMOVAL AND REVISION OF PACEMAKER AND VASCULAR DEVICE	18	477
	080 MINOR VASCULAR REPAIR AND FISTULA CONSTRUCTION	11	1,191
	081 SECONDARY VARICOSE VEINS AND VASCULAR INJECTION	14	296
	082 VASCULAR LIGATION	25	507
	083 RESUSCITATION AND CARDIOVERSION	1	69
	084 CARDIAC REHABILITATION	1	9
05	HEMATOLOGIC, LYMPHATIC, AND ENDOCRINE	142	2,265
	095 DEEP LYMPH STRUCTURE AND THYROID PROCEDURES	142	1,385

AMB ST 1-4

UTAH HOSPITAL AND FREESTANDING AMBULATORY SURGERY CENTER (FASC) UTILIZATION AND CHARGE PROFILE OF OUTPATIENT SURGERY, 2002
PROCEDURE APG CATEGORY, PROCEDURE APG

119 Cottonwood Hospital Medical Center

procedure APG category	procedure APG	TOTAL #	TOTAL # (ALL Hospitals)
06	DIGESTIVE SYSTEM	9,939	71,902
	111 ALIMENTARY TESTS AND SIMPLE TUBE PLACEMENT	37	177
	112 ESOPHAGEAL DILATION WITHOUT ENDOSCOPY	79	1,062
	113 ANOSCOPY WITH BIOPSY AND DIAGNOSTIC PROCTOSIGMOIDOSCOPY	65	820
	114 PROCTOSIGMOIDOSCOPY WITH EXCISION OR BIOPSY	74	324
	115 DIAGNOSTIC UPPER GI ENDOSCOPY OR INTUBATION	2,354	15,392
	116 THERAPEUTIC UPPER GI ENDOSCOPY OR INTUBATION	562	3,826
	117 LOWER GASTROINTESTINAL ENDOSCOPY	4,654	27,082
	118 ERCP AND MISCELLANEOUS GI ENDOSCOPY PROCEDURES	118	1,441
	119 HERNIA AND HYDROCELE PROCEDURES	674	6,810
	120 COMPLEX ANAL AND RECTAL PROCEDURES	154	815
	121 SIMPLE ANAL AND RECTAL PROCEDURES	26	464
	122 MISCELLANEOUS ABDOMINAL PROCEDURES	14	325
	123 COMPLEX LAPAROSCOPIC PROCEDURES	1,124	13,216
	124 SIMPLE LAPAROSCOPIC PROCEDURES	4	148
07	URINARY SYSTEM	445	6,921
	131 RENAL EXTRACORPOREAL SHOCK WAVE LITHOTRIPSY	8	705
	133 URINARY CATHETERIZATION AND DILATATION	18	344
	134 COMPLEX CYSTOURETHROSCOPY AND LITHOLAPAXY	169	2,910
	135 MODERATE CYSTOURETHROSCOPY	181	2,121
	136 SIMPLE CYSTOURETHROSCOPY	61	644
	137 COMPLEX URETHRAL PROCEDURES	6	97
	138 SIMPLE URETHRAL PROCEDURES	2	93
08	MALE GENITAL SYSTEM	169	2,946
	151 TESTICULAR AND EPIDIDYMAL PROCEDURES	105	1,341
	152 INSERTION OF PENILE PROSTHESIS	12	50
	153 COMPLEX PENILE PROCEDURES	5	327
	154 SIMPLE PENILE PROCEDURES	40	896
	155 PROSTATE NEEDLE AND PUNCH BIOPSY	7	332
09	FEMALE GENITAL SYSTEM	483	4,976
	173 TREATMENT OF SPONTANEOUS ABORTION	4	417
	174 THERAPEUTIC ABORTION	1	8
	176 COMPLEX FEMALE REPRODUCTIVE PROCEDURES	76	675
	177 SIMPLE FEMALE REPRODUCTIVE PROCEDURES	143	1,182
	178 DILATION AND CURETTAGE	158	891
	179 HYSTEROSCOPY	84	1,603
	180 COLPOSCOPY	17	184
10	NERVOUS SYSTEM	381	14,776
	195 NERVOUS SYSTEM INJECTIONS, STIMULATIONS OR CRANIAL TAP	146	9,554
	196 REVISION AND REMOVAL OF NEUROLOGICAL DEVICE	1	114
	198 NERVE REPAIR AND DESTRUCTION	234	4,022
11	EYE AND OCULAR ADNEXA	1,625	10,576
	211 MINOR OPHTHALMOLOGICAL TESTS AND PROCEDURES	8	55
	213 LASER EYE PROCEDURES	12	963
	214 CATARACT PROCEDURES	1,363	4,643
	215 COMPLEX ANTERIOR SEGMENT EYE PROCEDURES	91	485

AMB ST 1-4

UTAH HOSPITAL AND FREESTANDING AMBULATORY SURGERY CENTER (FASC) UTILIZATION AND CHARGE PROFILE OF OUTPATIENT SURGERY, 2002
 PROCEDURE APG CATEGORY, PROCEDURE APG

119 Cottonwood Hospital Medical Center

procedure APG category	procedure APG	TOTAL #	TOTAL # (ALL Hospitals)
	216 MODERATE ANTERIOR SEGMENT EYE PROCEDURES	46	313
	217 SIMPLE ANTERIOR SEGMENT EYE PROCEDURES	26	197
	218 COMPLEX POSTERIOR SEGMENT EYE PROCEDURES	3	318
	219 SIMPLE POSTERIOR SEGMENT EYE PROCEDURES	4	173
	220 STRABISMUS AND MUSCLE EYE PROCEDURES	7	716
	221 COMPLEX REPAIR AND PLASTIC PROCEDURES OF EYE	20	694
	222 SIMPLE REPAIR AND PLASTIC PROCEDURES OF EYE	14	441
	223 VITRECTOMY	31	1,578
12	FACIAL, EAR, NOSE, MOUTH AND THROAT	2,404	28,144
	232 OTORHINOLARYNGOLOGIC FUNCTION TESTS	1	3
	233 NASAL CAUTERIZATION AND PACKING	7	182
	234 COMPLEX FACIAL AND ENT PROCEDURES	546	4,770
	235 SIMPLE FACIAL AND ENT PROCEDURES	1,090	15,563
	236 TONSIL AND ADENOID PROCEDURES	759	7,583
	237 SIMPLE AUDIOMETRY	1	10
13	THERAPUTIC AND OTHER RADIOLOGICAL PROCEDURES	68	5,872
	252 RADIATION THERAPY AND HYPERTHERMIA	4	116
	253 VASCULAR RADIOLOGY EXCEPT FOR VENOGRAPHY OF EXTREMITY	19	1,930
	254 MYELOGRAPHY	14	679
	255 MISCELLANEOUS RADIOLOGICAL PROCEDURES WITH CONTRAST	31	3,147
14	PHYSICAL MEDICINE AND REHABILITATION	2	313
	272 PHYSICAL THERAPY	2	309

AMB ST 1-5

UTAH HOSPITAL AND FREESTANDING AMBULATORY SURGERY CENTER (FASC) UTILIZATION AND CHARGE PROFILE OF OUTPATIENT SURGERY, 2002
 PROCEDURE APG CATEGORY, PROCEDURE APG, SINGLE APG ONLY

119 Cottonwood Hospital Medical Center

Procedure APG category	Procedure APG	TOTAL #	AVE TOT CHR	AVE TOT CHR(ALL Hospitals)
01	INTEGUMENTARY SYSTEM	192	\$1,429	\$2,141
	003 COMPLEX INCISION AND DRAINAGE	3	\$2,039	\$2,578
	007 COMPLEX EXCISION, BIOPSY AND DEBRIDEMENT	23	\$1,248	\$2,263
	008 SIMPLE EXCISION AND BIOPSY	18	\$1,274	\$2,174
	009 COMPLEX SKIN REPAIRS INCL INTEGUMENT GRAFTS, TRANSFER & REARRAN	5	\$1,373	\$2,942
	011 SIMPLE INCISION AND EXCISION OF BREAST	136	\$1,407	\$1,987
	012 BREAST RECONSTRUCTION AND MASTECTOMY	7	\$2,620	\$3,739
02	MUSCULOSKELETAL SYSTEM	645	\$1,885	\$2,888
	021 COMPLEX MUSCULOSKELETAL PROCEDURES EXCLUDING HAND AND FOOT	54	\$2,212	\$3,672
	022 SIMPLE MUSCULOSKELETAL PROCEDURES EXCLUDING HAND AND FOOT	19	\$1,491	\$2,693
	023 COMPLEX HAND AND FOOT MUSCULOSKELETAL PROCEDURES	15	\$1,764	\$3,163
	024 SIMPLE HAND AND FOOT MUSCULOSKELETAL PROCEDURES	276	\$1,486	\$2,059
	025 ARTHROSCOPY	129	\$2,508	\$3,554
	028 CLOSED TREATMENT FX & DISLOCATION OF FINGER, TOE & TRUNK	2	\$1,433	\$1,528
	029 CLOSED TREATMENT FX & DISLOCATION EXC FINGER, TOE & TRUNK	11	\$1,094	\$2,107
	030 OPEN OR PERCUTANEOUS TREATMENT OF FRACTURES	74	\$2,027	\$3,403
	032 BUNION PROCEDURES	59	\$2,165	\$2,827
	033 ARTHROPLASTY	5	\$2,773	\$3,660
	035 ARTHROCENTESIS AND LIGAMENT OR TENDON INJECTION	1	\$1,035	\$491
03	RESPIRATORY SYSTEM	53	\$1,536	\$1,741
	052 NEEDLE AND CATHETER BIOPSY, ASPIRATION, LAVAGE AND INTUBATION	2	\$2,127	\$785
	053 COMPLEX ENDOSCOPY OF THE UPPER AIRWAY	22	\$1,614	\$3,025
	054 SIMPLE ENDOSCOPY OF THE UPPER AIRWAY	1	\$1,048	\$1,300
	055 ENDOSCOPY OF THE LOWER AIRWAY	27	\$1,454	\$1,469
	057 RESPIRATORY THERAPY	1	\$1,337	\$2,029
04	CARDIOVASCULAR SYSTEM	20	\$2,736	\$4,411
	078 PACEMAKER INSERTION AND REPLACEMENT	1	\$17,075	\$22,791
	080 MINOR VASCULAR REPAIR AND FISTULA CONSTRUCTION	2	\$2,938	\$3,583
	081 SECONDARY VARICOSE VEINS AND VASCULAR INJECTION	6	\$1,661	\$3,224
	082 VASCULAR LIGATION	10	\$1,706	\$3,615
	083 RESUSCITATION AND CARDIOVERSION	1	\$4,744	\$4,744
05	HEMATOLOGIC, LYMPHATIC, AND ENDOCRINE	36	\$2,249	\$2,960
	095 DEEP LYMPH STRUCTURE AND THYROID PROCEDURES	36	\$2,249	\$3,516
06	DIGESTIVE SYSTEM	6,065	\$777	\$1,572
	112 ESOPHAGEAL DILATION WITHOUT ENDOSCOPY	9	\$847	\$577
	113 ANOSCOPY WITH BIOPSY AND DIAGNOSTIC PROCTOSIGMOIDOSCOPY	48	\$378	\$592
	114 PROCTOSIGMOIDOSCOPY WITH EXCISION OR BIOPSY	44	\$587	\$671
	115 DIAGNOSTIC UPPER GI ENDOSCOPY OR INTUBATION	1,428	\$512	\$827
	116 THERAPEUTIC UPPER GI ENDOSCOPY OR INTUBATION	159	\$950	\$1,177
	117 LOWER GASTROINTESTINAL ENDOSCOPY	3,581	\$586	\$860
	118 ERCP AND MISCELLANEOUS GI ENDOSCOPY PROCEDURES	45	\$1,823	\$2,194
	119 HERNIA AND HYDROCELE PROCEDURES	248	\$1,762	\$2,637
	120 COMPLEX ANAL AND RECTAL PROCEDURES	121	\$1,013	\$2,094
	121 SIMPLE ANAL AND RECTAL PROCEDURES	7	\$1,080	\$1,884
	122 MISCELLANEOUS ABDOMINAL PROCEDURES	3	\$1,049	\$2,210
	123 COMPLEX LAPAROSCOPIC PROCEDURES	372	\$2,769	\$4,623

AMB ST 1-5

UTAH HOSPITAL AND FREESTANDING AMBULATORY SURGERY CENTER (FASC) UTILIZATION AND CHARGE PROFILE OF OUTPATIENT SURGERY, 2002
 PROCEDURE APG CATEGORY, PROCEDURE APG, SINGLE APG ONLY

119 Cottonwood Hospital Medical Center

procedure APG category	Procedure APG	TOTAL #	AVE TOT CHRGR	AVE TOT CHRGR(ALL Hospitals)
07	URINARY SYSTEM	126	\$1,755	\$3,060
	133 URINARY CATHETERIZATION AND DILATATION	2	\$1,849	\$2,620
	134 COMPLEX CYSTOURETHROSCOPY AND LITHOLAPAXY	40	\$2,050	\$3,123
	135 MODERATE CYSTOURETHROSCOPY	71	\$1,643	\$2,505
	136 SIMPLE CYSTOURETHROSCOPY	9	\$1,352	\$1,505
	137 COMPLEX URETHRAL PROCEDURES	4	\$1,677	\$2,659
08	MALE GENITAL SYSTEM	60	\$3,168	\$2,312
	151 TESTICULAR AND EPIDIDYMAL PROCEDURES	25	\$1,547	\$2,147
	152 INSERTION OF PENILE PROSTHESIS	10	\$10,348	\$10,127
	153 COMPLEX PENILE PROCEDURES	1	\$3,389	\$2,333
	154 SIMPLE PENILE PROCEDURES	21	\$1,443	\$1,239
	155 PROSTATE NEEDLE AND PUNCH BIOPSY	3	\$4,750	\$4,027
09	FEMALE GENITAL SYSTEM	172	\$1,531	\$2,440
	176 COMPLEX FEMALE REPRODUCTIVE PROCEDURES	14	\$2,752	\$3,888
	177 SIMPLE FEMALE REPRODUCTIVE PROCEDURES	62	\$1,351	\$2,279
	178 DILATION AND CURETTAGE	68	\$1,303	\$1,640
	179 HYSTEROSCOPY	28	\$1,871	\$2,869
10	NERVOUS SYSTEM	231	\$979	\$1,212
	195 NERVOUS SYSTEM INJECTIONS, STIMULATIONS OR CRANIAL TAP	95	\$335	\$543
	198 NERVE REPAIR AND DESTRUCTION	136	\$1,429	\$1,869
11	EYE AND OCULAR ADNEXA	1,427	\$2,172	\$2,298
	211 MINOR OPHTHALMOLOGICAL TESTS AND PROCEDURES	1	\$250	\$1,380
	213 LASER EYE PROCEDURES	1	\$460	\$575
	214 CATARACT PROCEDURES	1,301	\$2,087	\$2,599
	215 COMPLEX ANTERIOR SEGMENT EYE PROCEDURES	66	\$4,295	\$1,885
	216 MODERATE ANTERIOR SEGMENT EYE PROCEDURES	27	\$1,585	\$1,811
	217 SIMPLE ANTERIOR SEGMENT EYE PROCEDURES	5	\$1,151	\$1,936
	218 COMPLEX POSTERIOR SEGMENT EYE PROCEDURES	2	\$1,874	\$3,487
	220 STRABISMUS AND MUSCLE EYE PROCEDURES	4	\$1,242	\$1,590
	221 COMPLEX REPAIR AND PLASTIC PROCEDURES OF EYE	3	\$2,041	\$2,323
	222 SIMPLE REPAIR AND PLASTIC PROCEDURES OF EYE	9	\$679	\$1,230
	223 VITRECTOMY	8	\$3,768	\$4,145
12	FACIAL, EAR, NOSE, MOUTH AND THROAT	743	\$947	\$1,870
	233 NASAL CAUTERIZATION AND PACKING	2	\$1,460	\$1,788
	234 COMPLEX FACIAL AND ENT PROCEDURES	49	\$1,919	\$3,757
	235 SIMPLE FACIAL AND ENT PROCEDURES	338	\$705	\$1,293
	236 TONSIL AND ADENOID PROCEDURES	354	\$1,040	\$1,733
14	PHYSICAL MEDICINE AND REHABILITATION	1	\$2,471	\$3,669
	272 PHYSICAL THERAPY	1	\$2,471	\$3,669

SOURCE: Utah Ambulatory Surgery Database
 Utah Health Data Committee/Office of Health Care Statistics

AMB ST 1-6

UTAH HOSPITAL AND FREESTANDING AMBULATORY SURGERY CENTER (FASC) UTILIZATION AND CHARGE PROFILE OF OUTPATIENT SURGERY, 2002
 NUMBER OF SELECTED AMBULATORY SURGERY PATIENT VISITS BY PATIENT PROFILE

119 Cottonwood Hospital Medical Center

Patient Profile	Patient Visits		Patient Visits-All Hospitals	
	(#)	(%)	(#)	(%)
GENDER				
Female	9,323	56.6	99,046	54.3
Male	7,154	43.4	83,377	45.7
Unknown	0	0.0	1	0.0
Not Reported	0	0.0	3	0.0
AGE				
1-28 days	0	0.0	201	0.1
29-365 days	108	0.7	2,806	1.5
1-4 years	465	2.8	10,230	5.6
5-9	320	1.9	5,477	3.0
10-14	340	2.1	4,621	2.5
15-17	353	2.1	4,481	2.5
18-19	298	1.8	3,763	2.1
20-24	969	5.9	11,153	6.1
25-29	1,006	6.1	10,390	5.7
30-34	1,018	6.2	10,476	5.7
35-39	1,034	6.3	10,951	6.0
40-44	1,280	7.8	13,202	7.2
45-49	1,414	8.6	14,095	7.7
50-54	2,021	12.3	15,731	8.6
55-59	1,607	9.8	13,738	7.5
60-64	1,314	8.0	11,970	6.6
65-69	889	5.4	11,268	6.2
70-74	779	4.7	10,407	5.7
75-79	628	3.8	8,832	4.8
80-84	418	2.5	5,577	3.1
85-89	172	1.0	2,334	1.3
90 +	44	0.3	720	0.4
Not Reported	0	0.0	205	0.1
SOURCE OF ADMISSION				
Physician Referral	16,275	98.8	170,677	93.6
Clinic Referral	3	0.0	371	0.2
HMO Referral	0	0.0	163	0.1
Other Hospital	6	0.0	143	0.1
Skilled Nursing Facility	0	0.0	17	0.0
Other Health Care Facility	2	0.0	19	0.0
Emergency Room	191	1.2	3,138	1.7
Court/Law Enforcement	0	0.0	4	0.0
Unknown	0	0.0	3,312	1.8
Not Reported	0	0.0	4,583	2.5

(Continued)

AMB ST 1-6

UTAH HOSPITAL AND FREESTANDING AMBULATORY SURGERY CENTER (FASC) UTILIZATION AND CHARGE PROFILE OF OUTPATIENT SURGERY, 2002
 NUMBER OF SELECTED AMBULATORY SURGERY PATIENT VISITS BY PATIENT PROFILE

119 Cottonwood Hospital Medical Center

Patient Profile	Patient Visits		Patient Visits-All Hospitals	
	(#)	(%)	(#)	(%)
DISCHARGE STATUS				
Home or Self Care	16,436	99.8	181,621	99.6
Another Hospital	32	0.2	132	0.1
Skilled Nursing Facility	1	0.0	207	0.1
Intermediate Care Facility	1	0.0	14	0.0
Another Type of Institution	1	0.0	41	0.0
Under Care of Home Service	5	0.0	184	0.1
Left Against Medical Advice	0	0.0	13	0.0
Under Care of Home IV Provider	0	0.0	8	0.0
Expired	0	0.0	6	0.0
Unknown	0	0.0	189	0.1
Not Reported	1	0.0	12	0.0
PRIMARY PAYER				
Medicare	2,728	16.6	39,406	21.6
Medicaid	483	2.9	12,181	6.7
Other government	186	1.1	2,765	1.5
Blue Cross/Blue Shield	585	3.6	25,235	13.8
Other Commercial	1,640	10.0	17,505	9.6
Managed Care(HMO, PPO)	10,382	63.0	77,069	42.2
Self Pay	215	1.3	2,955	1.6
Industrial & Worker Comp	197	1.2	3,998	2.2
Charity and Unclassified	8	0.0	123	0.1
Childrens Health Insurance	15	0.1	346	0.2
Unknown	38	0.2	703	0.4
Not Reported	0	0.0	141	0.1
LOCAL HEALTH DISTRICT OF PATIENT RESIDENCE				
Bear River	47	0.3	12,345	6.8
Central Utah	33	0.2	6,772	3.7
Davis County	370	2.2	19,304	10.6
Salt Lake County	14,649	88.9	62,264	34.1
Southeastern Utah	35	0.2	4,319	2.4
Southwest Utah	31	0.2	11,788	6.5
Summit County	230	1.4	1,676	0.9
Tooele County	333	2.0	3,248	1.8
Tri-County	46	0.3	4,686	2.6
Utah County	358	2.2	31,011	17.0
Wasatch County	51	0.3	1,317	0.7
Weber County	84	0.5	15,685	8.6
Unknown Utah	2	0.0	56	0.0
Outside Utah	208	1.3	7,881	4.3
Unknown, Not Reported	0	0.0	75	0.0

SOURCE: Utah Ambulatory Surgery Database,
 Utah Health Data Committee/Office of Health Care Statistics.

AMB ST 1-1

UTAH HOSPITAL AND FREESTANDING AMBULATORY SURGERY CENTER (FASC) UTILIZATION AND CHARGE PROFILE OF OUTPATIENT SURGERY, 2002
 NUMBER OF CPT-4 AND ICD-9 PROCEDURES BY SELECTED AMBULATORY SURGERY REPORTING CATEGORY

108 Davis Hospital & Medical Center

Reporting Category (ICD-9-CM CODES)	Procedures Performed		Procedures Performed-All Hospitals	
	(#)	(%)	(#)	(%)
Reporting Category (ICD-9-CM CODES)	9,347	100.0	300,948	100.0
Mastectomy (85.0-85.99)	251	2.7	6,951	2.3
Musculoskeletal (76.0-84.99)	1,162	12.4	53,689	17.8
Respiratory (30.0-34.99)	42	0.4	2,595	0.9
Cardiovascular (35.0-39.99)	601	6.4	13,957	4.6
Lymphatic/Hemetic (40.0-41.99)	39	0.4	2,092	0.7
Digestive System (42.0-54.99)	2,883	30.8	79,482	26.4
Urinary (55.0-59.99)	215	2.3	7,394	2.5
Male Genital (60.0-64.99)	130	1.4	3,824	1.3
Female Genital (65.0-71.99)	607	6.5	12,874	4.3
Endocrine/Nervous (01.0-07.99)	296	3.2	19,288	6.4
Eye (08.0-16.99)	86	0.9	19,110	6.3
Ear (18.0-20.99)	530	5.7	14,450	4.8
Nose, Mouth, Pharynx (21.0-29.99)	945	10.1	29,272	9.7
Other*	1,560	16.7	35,970	12.0
Reporting Category (CPT-4 CODES)	12,162	100.0	363,184	100.0
Mastectomy (19120-19220)	109	0.9	3,282	0.9
Musculoskeletal (20000-29909)	1,240	10.2	49,166	13.5
Respiratory (30000-32999)	461	3.8	12,335	3.4
Cardiovascular (33010-37799 & 93501-93660)	2,627	21.6	30,942	8.5
Lymphatic/Hemetic (38100-38999)	25	0.2	1,669	0.5
Diaphragm (39501-39599)	0	0.0	3	0.0
Digestive System (40490-49999)	3,260	26.8	84,020	23.1
Urinary (50010-53899)	380	3.1	8,260	2.3
Male Genital (54000-55899)	98	0.8	3,300	0.9
Female Genital (56405-58999)	453	3.7	8,683	2.4
Endocrine/Nervous (60000-64999)	312	2.6	17,357	4.8
Eye (65091-68899)	46	0.4	10,599	2.9
Ear (69000-69979)	303	2.5	8,100	2.2
Other*	2,848	23.4	125,468	34.5

SOURCE: Utah Ambulatory Surgery Database

Utah Health Data Committee/Office of Health Care Statistics.

* Procedure falls outside reporting categories.

AMB ST 1-2

UTAH HOSPITAL AND FREESTANDING AMBULATORY SURGERY CENTER (FASC) UTILIZATION AND CHARGE PROFILE OF OUTPATIENT SURGERY, 2002
 MOST COMMONLY PERFORMED CPT-4 AND ICD-9 PROCEDURES

108 Davis Hospital & Medical Center

ICD-9 CODE	ICD-9 DESCRIPTION	#	%	% ALL Hospitals
All ICD-9 Procedures		9,347	100.0	100.0
4516	ESOPHAGOGASTRODUODENOSCPY-CLO BX	536	5.7	4.22
4523	COLONOSCOPY	520	5.6	4.95
2001	MYRINGOTOMY W/INSRT TUBE	430	4.6	3.82
4525	CLO [ENDO] BX LG INTESTINE	351	3.8	1.85
8856	CORONARY ARTERIOGRAPHY W/2 CATH	344	3.7	1.58
8853	ANGIOCARDIOGRAPHY LT HEART STRUCT	342	3.7	1.22
4542	ENDO POLYPECTOMY LG INTESTINE	323	3.5	2.58
3722	LT HEART CARD CATH	255	2.7	1.08
9929	INJ/INFUS THERAP/PROPHYL SUBSTANCE	255	2.7	0.40
5123	LAP CHOLEY	204	2.2	1.92
283	TONSILLECTOMY W/ADENOIDECTOMY	160	1.7	1.61
282	TONSILLECTOMY WO ADENOIDECTOMY	143	1.5	0.67
0443	RELEASE CARPAL TUNNEL	130	1.4	1.12
8753	INTRAOP CHOLANGIOGRAM	129	1.4	1.09
4824	CLO [ENDO] BX RECTUM	120	1.3	0.36
4836	[ENDO] POLYPECTOMY RECTUM	112	1.2	0.75
4292	DILAT ESOPH	107	1.1	1.18
4513	OTH ENDO SM INTESTINE	107	1.1	1.87
6909	OTH D&C UTERUS	105	1.1	0.61
8086	OTH LOC EXC/DESTRUC JT LES-KNEE	104	1.1	1.07

CPT-4 CODE	CPT-4 DESCRIPTION	#	%	% ALL Hospitals
All CPT-4 Procedures		12,162	100.0	100.0
36600	ART PUNCTURE WITHDRAWAL BLD DX	652	5.4	0.29
82805	GASES BLD COMBO; W/O2 SAT EX OXI	642	5.3	0.50
43239	UGI ENDO; W/BX 1/MX	538	4.4	3.22
45378	COLONOSCOPY FLEX; DX-SEP PROC	522	4.3	3.53
45380	COLONOSCOPY FLEX; W/BX 1/MX	387	3.2	1.47
93545	INJ PROC-CATH; SELECT CORONRY AN	351	2.9	0.77
93543	INJ PROC-CATH; LT VENT/ATRIAL AN	345	2.8	0.73
93555	IMAG SUPERVS I&R-CATH; VENT/ATRI	332	2.7	0.60
93556	IMAG SUPERVS I&R-CATH; PULM ANGI	290	2.4	0.69
45385	COLONOSCOPY FLEX; W/REMV LES-SNA	273	2.2	2.05
93510	LT HRT CATH RETRO-BRACH/FEM; PER	257	2.1	0.64
69436	TYMPANOSTOMY GENERAL ANESTHESIA	224	1.8	1.65
94060	BRONCHOSPSM EVAL: SPIRO-BRONCHOD	195	1.6	0.08
94240	FUNCT RESIDUAL CAPACITY/VOL	184	1.5	0.06
94370	DETERM ARWAY CLO VOL 1 BREATH TE	179	1.5	0.05
99141	SEDATION W/WO ANALG; IV IM/INHAL	166	1.4	0.08
45384	COLONOSCOPY FLEX; REMV LES-FORCE	164	1.3	0.27
42820	T&A; UNDER AGE 12	141	1.2	1.02
42826	TONSILLECTOMY PRIM/SEC; AGE 12/O	133	1.1	0.43
47563	LAPARSCPY SURG; CHOLECT W/CHOLAN	129	1.1	0.89

SOURCE: Utah Ambulatory Surgery Database
 Utah Health Data Committee/Office of Health Care Statistics

AMB ST 1-3

UTAH HOSPITAL AND FREESTANDING AMBULATORY SURGERY CENTER (FASC) UTILIZATION AND CHARGE PROFILE OF OUTPATIENT SURGERY, 2002
 AVERAGE TOTAL CHARGES FOR MOST COMMONLY PERFORMED CPT-4 AND ICD-9 PROCEDURES, SINGLE ICD-9 OR CPT-4 ONLY

108 Davis Hospital & Medical Center

ICD-9 CODE	ICD-9 DESCRIPTION	#	AVE TOT CHRG	AVE TOT CHRG (ALL Hospitals)
ICD-9 Procedures		3,206	\$2,775	\$2,254
4523	COLONOSCOPY	414	\$1,148	\$782
4516	ESOPHAGOGASTRODUODENOSCPY-CLO BX	321	\$1,413	\$938
4542	ENDO POLYPECTOMY LG INTESTINE	198	\$1,814	\$1,037
283	TONSILLECTOMY W/ADENOIDECTOMY	132	\$2,139	\$1,655
4525	CLO [ENDO] BX LG INTESTINE	132	\$1,711	\$1,109
282	TONSILLECTOMY WO ADENOIDECTOMY	102	\$2,540	\$1,956
6902	D&C FOLLOWING DELIV/AB	93	\$2,496	\$1,984
9851	ESWL KIDNEY-URETER &/OR BLADDER	71	\$5,877	\$5,252
5123	LAP CHOLEY	69	\$6,195	\$4,729
0443	RELEASE CARPAL TUNNEL	65	\$2,052	\$1,705
8521	LOC EXC LES BREAST	61	\$2,414	\$2,019
0331	SPINAL TAP	42	\$1,685	\$934
4836	[ENDO] POLYPECTOMY RECTUM	37	\$1,745	\$1,034
4701	LAP APPENDECTOMY	34	\$5,428	\$5,663
8832	CONTRAST ARTHROGRAM	31	\$1,889	\$1,075
640	CIRCUMCISION	30	\$2,210	\$1,259
5749	OTH TRANSURETH EXC/DEST LES BLADDER	29	\$2,696	\$2,791
8721	CONTRAST MYELOGRAM	29	\$2,547	\$2,626
4824	CLO [ENDO] BX RECTUM	28	\$1,397	\$1,051
5349	OTH UMB HERNIORRHAPHY	27	\$2,054	\$2,059

CPT-4 CODE	CPT-4 DESCRIPTION	#	AVE TOT CHRG	AVE TOT CHRG (ALL Hospitals)
CPT-4 Procedures		3,263	\$2,795	\$2,003
45378	COLONOSCOPY FLEX; DX-SEP PROC	388	\$1,134	\$741
43239	UGI ENDO; W/BX 1/MX	321	\$1,413	\$889
45380	COLONOSCOPY FLEX; W/BX 1/MX	218	\$1,707	\$1,052
45385	COLONOSCOPY FLEX; W/REMV LES-SNA	150	\$1,820	\$947
47563	LAPAROSCPY SURG; CHOLECT W/CHOLAN	110	\$7,022	\$4,959
69436	TYMPANOSTOMY GENERAL ANESTHESIA	110	\$1,034	\$934
42820	T&A; UNDER AGE 12	96	\$2,105	\$1,610
45384	COLONOSCPY FLEX; REMV LES-FORCE	89	\$1,647	\$1,252
42826	TONSILLECTOMY PRIM/SEC; AGE 12/O	76	\$2,610	\$2,061
49505	REPR INIT ING HERNIA 5YR/MORE; R	73	\$3,527	\$2,803
64721	NEUROPLASTY; MEDIAN @ CARPAL TUN	69	\$2,103	\$1,670
50590	LITHOTRIPSY XTRACORP SHOCK WAVE	68	\$5,862	\$4,872
47562	LAPAROSCOPY SURGICAL; CHOLECT	65	\$6,195	\$4,941
19120	EXC BRST CYST TUMR/LES OPN M/F 1	43	\$2,069	\$1,911
62270	SPINAL PUNCTURE LUMBAR DIAGNOSTI	40	\$1,674	\$861
58662	LAP SURG; W/FULG/EXCIS LES-OVARY	34	\$4,183	\$3,295
44970	LAPAROSCOPY SURGICAL APPENDECTOM	30	\$5,484	\$5,612
54161	CIRC NO CLAMP/DORSL SLIT; NOT N	30	\$2,210	\$1,569
23350	INJ SHLDR ARTHROGRPH/ENHNCD CT/M	27	\$1,813	\$1,050
29877	SCOPE KNEE SURG; DEBRID/SHAVE CA	25	\$4,087	\$3,012

SOURCE: Utah Ambulatory Surgery Database
 Utah Health Data Committee/Office of Health Care Statistics

AMB ST 1-4

UTAH HOSPITAL AND FREESTANDING AMBULATORY SURGERY CENTER (FASC) UTILIZATION AND CHARGE PROFILE OF OUTPATIENT SURGERY, 2002
 PROCEDURE APG CATEGORY, PROCEDURE APG

108 Davis Hospital & Medical Center

Procedure APG category	Procedure APG	TOTAL #	TOTAL # (ALL Hospitals)
01	INTEGUMENTARY SYSTEM	267	13,519
	002 SUPERFICIAL NEEDLE BIOPSY AND ASPIRATION	31	2,597
	003 COMPLEX INCISION AND DRAINAGE	5	106
	006 SIMPLE DEBRIDEMENT AND DESTRUCTION	5	588
	007 COMPLEX EXCISION, BIOPSY AND DEBRIDEMENT	42	1,731
	008 SIMPLE EXCISION AND BIOPSY	52	1,756
	009 COMPLEX SKIN REPAIRS INCL INTEGUMENT GRAFTS, TRANSFER & REARRANGE	6	1,422
	010 SIMPLE SKIN REPAIR	10	599
	011 SIMPLE INCISION AND EXCISION OF BREAST	103	3,917
	012 BREAST RECONSTRUCTION AND MASTECTOMY	13	671
02	MUSCULOSKELETAL SYSTEM	1,058	42,903
	021 COMPLEX MUSCULOSKELETAL PROCEDURES EXCLUDING HAND AND FOOT	299	5,617
	022 SIMPLE MUSCULOSKELETAL PROCEDURES EXCLUDING HAND AND FOOT	30	1,767
	023 COMPLEX HAND AND FOOT MUSCULOSKELETAL PROCEDURES	37	1,639
	024 SIMPLE HAND AND FOOT MUSCULOSKELETAL PROCEDURES	226	9,596
	025 ARTHROSCOPY	333	17,119
	027 SPLINT, STRAPPING AND CAST REMOVAL	5	113
	029 CLOSED TREATMENT FX & DISLOCATION EXC FINGER, TOE & TRUNK	10	627
	030 OPEN OR PERCUTANEOUS TREATMENT OF FRACTURES	58	2,741
	031 BONE OR JOINT MANIPULATION UNDER ANESTHESIA	10	332
	032 BUNION PROCEDURES	31	1,318
	033 ARTHROPLASTY	8	483
	035 ARTHROCENTESIS AND LIGAMENT OR TENDON INJECTION	11	1,334
03	RESPIRATORY SYSTEM	233	6,869
	051 PULMONARY TESTS	2	212
	052 NEEDLE AND CATHETER BIOPSY, ASPIRATION, LAVAGE AND INTUBATION	14	545
	053 COMPLEX ENDOSCOPY OF THE UPPER AIRWAY	174	4,423
	054 SIMPLE ENDOSCOPY OF THE UPPER AIRWAY	9	329
	055 ENDOSCOPY OF THE LOWER AIRWAY	28	1,188
	057 RESPIRATORY THERAPY	6	172
04	CARDIOVASCULAR SYSTEM	1,869	23,208
	071 EXERCISE TOLERANCE TESTS	6	21
	072 ECHOCARDIOGRAPHY	37	1,224
	075 PLACEMENT OF TRANSVENOUS CATHETERS	29	737
	076 DIAGNOSTIC CARDIAC CATHETERIZATION	1,727	15,013
	077 ANGIOPLASTY AND TRANSCATHETER PROCEDURES	11	971
	078 PACEMAKER INSERTION AND REPLACEMENT	23	716
	079 REMOVAL AND REVISION OF PACEMAKER AND VASCULAR DEVICE	9	477
	080 MINOR VASCULAR REPAIR AND FISTULA CONSTRUCTION	13	1,191
	081 SECONDARY VARICOSE VEINS AND VASCULAR INJECTION	2	296
	082 VASCULAR LIGATION	8	507
	083 RESUSCITATION AND CARADIOVERSION	4	69
05	HEMATOLOGIC, LYMPHATIC, AND ENDOCRINE	118	2,265
	095 DEEP LYMPH STRUCTURE AND THYROID PROCEDURES	32	1,385
	096 ALLERGY TESTS	6	6
	097 TRANSFUSION	80	757

AMB ST 1-4

UTAH HOSPITAL AND FREESTANDING AMBULATORY SURGERY CENTER (FASC) UTILIZATION AND CHARGE PROFILE OF OUTPATIENT SURGERY, 2002
 PROCEDURE APG CATEGORY, PROCEDURE APG

108 Davis Hospital & Medical Center

procedure APG category		TOTAL #	TOTAL # (ALL Hospitals)
procedure APG			
06	DIGESTIVE SYSTEM	2,962	71,902
	112 ESOPHAGEAL DILATION WITHOUT ENDOSCOPY	25	1,062
	113 ANOSCOPY WITH BIOPSY AND DIAGNOSTIC PROCTOSIGMOIDOSCOPY	16	820
	114 PROCTOSIGMOIDOSCOPY WITH EXCISION OR BIOPSY	3	324
	115 DIAGNOSTIC UPPER GI ENDOSCOPY OR INTUBATION	599	15,392
	116 THERAPEUTIC UPPER GI ENDOSCOPY OR INTUBATION	120	3,826
	117 LOWER GASTROINTESTINAL ENDOSCOPY	1,349	27,082
	118 ERCP AND MISCELLANEOUS GI ENDOSCOPY PROCEDURES	35	1,441
	119 HERNIA AND HYDROCELE PROCEDURES	230	6,810
	120 COMPLEX ANAL AND RECTAL PROCEDURES	18	815
	121 SIMPLE ANAL AND RECTAL PROCEDURES	2	464
	122 MISCELLANEOUS ABDOMINAL PROCEDURES	9	325
	123 COMPLEX LAPAROSCOPIC PROCEDURES	552	13,216
	124 SIMPLE LAPAROSCOPIC PROCEDURES	4	148
07	URINARY SYSTEM	337	6,921
	131 RENAL EXTRACORPOREAL SHOCK WAVE LITHOTRIPSY	74	705
	133 URINARY CATHETERIZATION AND DILATATION	4	344
	134 COMPLEX CYSTOURETHROSCOPY AND LITHOLAPAXY	117	2,910
	135 MODERATE CYSTOURETHROSCOPY	109	2,121
	136 SIMPLE CYSTOURETHROSCOPY	28	644
	137 COMPLEX URETHRAL PROCEDURES	4	97
	138 SIMPLE URETHRAL PROCEDURES	1	93
08	MALE GENITAL SYSTEM	90	2,946
	151 TESTICULAR AND EPIDIDYMAL PROCEDURES	52	1,341
	152 INSERTION OF PENILE PROSTHESIS	2	50
	153 COMPLEX PENILE PROCEDURES	2	327
	154 SIMPLE PENILE PROCEDURES	33	896
	155 PROSTATE NEEDLE AND PUNCH BIOPSY	1	332
09	FEMALE GENITAL SYSTEM	212	4,976
	172 PROCEDURES FOR PREGNANCY AND NEONATAL CARE	3	16
	173 TREATMENT OF SPONTANEOUS ABORTION	4	417
	176 COMPLEX FEMALE REPRODUCTIVE PROCEDURES	30	675
	177 SIMPLE FEMALE REPRODUCTIVE PROCEDURES	63	1,182
	178 DILATION AND CURETTAGE	21	891
	179 HYSTEROSCOPY	90	1,603
	180 COLPOSCOPY	1	184
10	NERVOUS SYSTEM	274	14,776
	195 NERVOUS SYSTEM INJECTIONS, STIMULATIONS OR CRANIAL TAP	13	9,554
	197 NEUROSTIMULATOR AND VENTRICULAR SHUNT IMPLANTATION	22	422
	198 NERVE REPAIR AND DESTRUCTION	188	4,022
	199 SPINAL TAP	51	496
11	EYE AND OCULAR ADNEXA	45	10,576
	214 CATARACT PROCEDURES	23	4,643
	215 COMPLEX ANTERIOR SEGMENT EYE PROCEDURES	11	485
	216 MODERATE ANTERIOR SEGMENT EYE PROCEDURES	2	313
	217 SIMPLE ANTERIOR SEGMENT EYE PROCEDURES	7	197

AMB ST 1-4

UTAH HOSPITAL AND FREESTANDING AMBULATORY SURGERY CENTER (FASC) UTILIZATION AND CHARGE PROFILE OF OUTPATIENT SURGERY, 2002
 PROCEDURE APG CATEGORY, PROCEDURE APG

108 Davis Hospital & Medical Center

procedure APG category	procedure APG	TOTAL #	TOTAL # (ALL Hospitals)
	220 STRABISMUS AND MUSCLE EYE PROCEDURES	1	716
	221 COMPLEX REPAIR AND PLASTIC PROCEDURES OF EYE	1	694
12	FACIAL, EAR, NOSE, MOUTH AND THROAT	976	28,144
	233 NASAL CAUTERIZATION AND PACKING	3	182
	234 COMPLEX FACIAL AND ENT PROCEDURES	210	4,770
	235 SIMPLE FACIAL AND ENT PROCEDURES	407	15,563
	236 TONSIL AND ADENOID PROCEDURES	356	7,583
13	THERAPUTIC AND OTHER RADIOLOGICAL PROCEDURES	242	5,872
	253 VASCULAR RADIOLOGY EXCEPT FOR VENOGRAPHY OF EXTREMITY	59	1,930
	254 MYELOGRAPHY	26	679
	255 MISCELLANEOUS RADIOLOGICAL PROCEDURES WITH CONTRAST	157	3,147
14	PHYSICAL MEDICINE AND REHABILITATION	22	313
	272 PHYSICAL THERAPY	22	309

AMB ST 1-5

UTAH HOSPITAL AND FREESTANDING AMBULATORY SURGERY CENTER (FASC) UTILIZATION AND CHARGE PROFILE OF OUTPATIENT SURGERY, 2002
 PROCEDURE APG CATEGORY, PROCEDURE APG, SINGLE APG ONLY

108 Davis Hospital & Medical Center

Procedure APG category	Procedure APG	TOTAL #	AVE TOT CHR	AVE TOT CHR(ALL Hospitals)
01	INTEGUMENTARY SYSTEM	132	\$2,943	\$2,141
	002 SUPERFICIAL NEEDLE BIOPSY AND ASPIRATION	24	\$2,444	\$1,559
	003 COMPLEX INCISION AND DRAINAGE	3	\$3,270	\$2,578
	006 SIMPLE DEBRIDEMENT AND DESTRUCTION	1	\$2,591	\$1,861
	007 COMPLEX EXCISION, BIOPSY AND DEBRIDEMENT	18	\$3,113	\$2,263
	008 SIMPLE EXCISION AND BIOPSY	11	\$2,402	\$2,174
	009 COMPLEX SKIN REPAIRS INCL INTEGUMENT GRAFTS, TRANSFER & REARRAN	1	\$2,636	\$2,942
	011 SIMPLE INCISION AND EXCISION OF BREAST	62	\$2,450	\$1,987
	012 BREAST RECONSTRUCTION AND MASTECTOMY	12	\$6,704	\$3,739
02	MUSCULOSKELETAL SYSTEM	296	\$4,129	\$2,888
	021 COMPLEX MUSCULOSKELETAL PROCEDURES EXCLUDING HAND AND FOOT	57	\$4,474	\$3,672
	022 SIMPLE MUSCULOSKELETAL PROCEDURES EXCLUDING HAND AND FOOT	10	\$3,310	\$2,693
	023 COMPLEX HAND AND FOOT MUSCULOSKELETAL PROCEDURES	13	\$5,816	\$3,163
	024 SIMPLE HAND AND FOOT MUSCULOSKELETAL PROCEDURES	65	\$2,640	\$2,059
	025 ARTHROSCOPY	78	\$4,815	\$3,554
	029 CLOSED TREATMENT FX & DISLOCATION EXC FINGER, TOE & TRUNK	6	\$3,159	\$2,107
	030 OPEN OR PERCUTANEOUS TREATMENT OF FRACTURES	37	\$5,177	\$3,403
	031 BONE OR JOINT MANIPULATION UNDER ANESTHESIA	6	\$1,765	\$2,080
	032 BUNION PROCEDURES	17	\$3,505	\$2,827
	033 ARTHROPLASTY	6	\$4,682	\$3,660
	035 ARTHROCENTESIS AND LIGAMENT OR TENDON INJECTION	1	\$2,477	\$491
03	RESPIRATORY SYSTEM	40	\$1,694	\$1,741
	052 NEEDLE AND CATHETER BIOPSY, ASPIRATION, LAVAGE AND INTUBATION	9	\$1,257	\$785
	053 COMPLEX ENDOSCOPY OF THE UPPER AIRWAY	11	\$2,857	\$3,025
	055 ENDOSCOPY OF THE LOWER AIRWAY	20	\$1,252	\$1,469
04	CARDIOVASCULAR SYSTEM	61	\$9,500	\$4,411
	075 PLACEMENT OF TRANSVENOUS CATHETERS	22	\$2,180	\$1,859
	076 DIAGNOSTIC CARDIAC CATHETERIZATION	7	\$3,888	\$3,200
	078 PACEMAKER INSERTION AND REPLACEMENT	13	\$32,261	\$22,791
	079 REMOVAL AND REVISION OF PACEMAKER AND VASCULAR DEVICE	2	\$2,307	\$1,908
	080 MINOR VASCULAR REPAIR AND FISTULA CONSTRUCTION	9	\$3,859	\$3,583
	081 SECONDARY VARICOSE VEINS AND VASCULAR INJECTION	1	\$4,698	\$3,224
	082 VASCULAR LIGATION	7	\$5,839	\$3,615
05	HEMATOLOGIC, LYMPHATIC, AND ENDOCRINE	30	\$4,386	\$2,960
	095 DEEP LYMPH STRUCTURE AND THYROID PROCEDURES	22	\$5,154	\$3,516
	097 TRANSFUSION	8	\$2,273	\$2,051
06	DIGESTIVE SYSTEM	1,758	\$2,419	\$1,572
	113 ANOSCOPY WITH BIOPSY AND DIAGNOSTIC PROCTOSIGMOIDOSCOPY	12	\$1,053	\$592
	114 PROCTOSIGMOIDOSCOPY WITH EXCISION OR BIOPSY	2	\$1,450	\$671
	115 DIAGNOSTIC UPPER GI ENDOSCOPY OR INTUBATION	348	\$1,392	\$827
	116 THERAPEUTIC UPPER GI ENDOSCOPY OR INTUBATION	47	\$1,331	\$1,177
	117 LOWER GASTROINTESTINAL ENDOSCOPY	847	\$1,462	\$860
	118 ERCP AND MISCELLANEOUS GI ENDOSCOPY PROCEDURES	12	\$2,703	\$2,194
	119 HERNIA AND HYDROCELE PROCEDURES	133	\$3,089	\$2,637
	120 COMPLEX ANAL AND RECTAL PROCEDURES	17	\$3,454	\$2,094
	121 SIMPLE ANAL AND RECTAL PROCEDURES	2	\$4,825	\$1,884

AMB ST 1-5

UTAH HOSPITAL AND FREESTANDING AMBULATORY SURGERY CENTER (FASC) UTILIZATION AND CHARGE PROFILE OF OUTPATIENT SURGERY, 2002
 PROCEDURE APG CATEGORY, PROCEDURE APG, SINGLE APG ONLY

108 Davis Hospital & Medical Center

procedure APG category	Procedure APG	TOTAL #	AVE TOT CHRGR	AVE TOT CHRGR(ALL Hospitals)
	122 MISCELLANEOUS ABDOMINAL PROCEDURES	6	\$1,263	\$2,210
	123 COMPLEX LAPAROSCOPIC PROCEDURES	332	\$5,822	\$4,623
07	URINARY SYSTEM	147	\$4,177	\$3,060
	131 RENAL EXTRACORPOREAL SHOCK WAVE LITHOTRIPSY	68	\$5,862	\$4,872
	133 URINARY CATHETERIZATION AND DILATATION	2	\$412	\$2,620
	134 COMPLEX CYSTOURETHROSCOPY AND LITHOLAPAXY	39	\$3,117	\$3,123
	135 MODERATE CYSTOURETHROSCOPY	23	\$2,768	\$2,505
	136 SIMPLE CYSTOURETHROSCOPY	12	\$1,497	\$1,505
	137 COMPLEX URETHRAL PROCEDURES	2	\$4,295	\$2,659
	138 SIMPLE URETHRAL PROCEDURES	1	\$2,845	\$1,774
08	MALE GENITAL SYSTEM	56	\$2,812	\$2,312
	151 TESTICULAR AND EPIDIDYMAL PROCEDURES	23	\$2,777	\$2,147
	152 INSERTION OF PENILE PROSTHESIS	2	\$11,405	\$10,127
	153 COMPLEX PENILE PROCEDURES	1	\$4,508	\$2,333
	154 SIMPLE PENILE PROCEDURES	30	\$2,210	\$1,239
09	FEMALE GENITAL SYSTEM	76	\$2,999	\$2,440
	176 COMPLEX FEMALE REPRODUCTIVE PROCEDURES	13	\$4,947	\$3,888
	177 SIMPLE FEMALE REPRODUCTIVE PROCEDURES	31	\$2,433	\$2,279
	178 DILATION AND CURETTAGE	12	\$2,121	\$1,640
	179 HYSTEROSCOPY	20	\$3,137	\$2,869
10	NERVOUS SYSTEM	131	\$1,970	\$1,212
	195 NERVOUS SYSTEM INJECTIONS, STIMULATIONS OR CRANIAL TAP	11	\$211	\$543
	198 NERVE REPAIR AND DESTRUCTION	80	\$2,360	\$1,869
	199 SPINAL TAP	40	\$1,674	\$857
11	EYE AND OCULAR ADNEXA	40	\$3,709	\$2,298
	214 CATARACT PROCEDURES	21	\$4,149	\$2,599
	215 COMPLEX ANTERIOR SEGMENT EYE PROCEDURES	10	\$3,697	\$1,885
	216 MODERATE ANTERIOR SEGMENT EYE PROCEDURES	1	\$3,492	\$1,811
	217 SIMPLE ANTERIOR SEGMENT EYE PROCEDURES	6	\$2,313	\$1,936
	220 STRABISMUS AND MUSCLE EYE PROCEDURES	1	\$5,241	\$1,590
	221 COMPLEX REPAIR AND PLASTIC PROCEDURES OF EYE	1	\$1,628	\$2,323
12	FACIAL, EAR, NOSE, MOUTH AND THROAT	371	\$2,016	\$1,870
	233 NASAL CAUTERIZATION AND PACKING	1	\$1,702	\$1,788
	234 COMPLEX FACIAL AND ENT PROCEDURES	39	\$3,473	\$3,757
	235 SIMPLE FACIAL AND ENT PROCEDURES	138	\$1,164	\$1,293
	236 TONSIL AND ADENOID PROCEDURES	193	\$2,333	\$1,733
13	THERAPUTIC AND OTHER RADIOLOGICAL PROCEDURES	70	\$1,750	\$1,631
	254 MYELOGRAPHY	24	\$2,462	\$2,357
	255 MISCELLANEOUS RADIOLOGICAL PROCEDURES WITH CONTRAST	46	\$1,378	\$949

SOURCE: Utah Ambulatory Surgery Database
 Utah Health Data Committee/Office of Health Care Statistics

AMB ST 1-6

UTAH HOSPITAL AND FREESTANDING AMBULATORY SURGERY CENTER (FASC) UTILIZATION AND CHARGE PROFILE OF OUTPATIENT SURGERY, 2002
 NUMBER OF SELECTED AMBULATORY SURGERY PATIENT VISITS BY PATIENT PROFILE

108 Davis Hospital & Medical Center

Patient Profile	Patient Visits		Patient Visits-All Hospitals	
	(#)	(%)	(#)	(%)
GENDER				
Female	3,360	52.0	99,046	54.3
Male	3,104	48.0	83,377	45.7
Unknown	0	0.0	1	0.0
Not Reported	0	0.0	3	0.0
AGE				
1-28 days	3	0.0	201	0.1
29-365 days	59	0.9	2,806	1.5
1-4 years	251	3.9	10,230	5.6
5-9	164	2.5	5,477	3.0
10-14	125	1.9	4,621	2.5
15-17	140	2.2	4,481	2.5
18-19	121	1.9	3,763	2.1
20-24	391	6.0	11,153	6.1
25-29	364	5.6	10,390	5.7
30-34	360	5.6	10,476	5.7
35-39	397	6.1	10,951	6.0
40-44	541	8.4	13,202	7.2
45-49	512	7.9	14,095	7.7
50-54	675	10.4	15,731	8.6
55-59	609	9.4	13,738	7.5
60-64	506	7.8	11,970	6.6
65-69	399	6.2	11,268	6.2
70-74	338	5.2	10,407	5.7
75-79	275	4.3	8,832	4.8
80-84	161	2.5	5,577	3.1
85-89	65	1.0	2,334	1.3
90 +	8	0.1	720	0.4
Not Reported	3	0.0	205	0.1
SOURCE OF ADMISSION				
Physician Referral	6,445	99.7	170,677	93.6
Clinic Referral	0	0.0	371	0.2
HMO Referral	2	0.0	163	0.1
Other Hospital	0	0.0	143	0.1
Skilled Nursing Facility	0	0.0	17	0.0
Other Health Care Facility	0	0.0	19	0.0
Emergency Room	17	0.3	3,138	1.7
Court/Law Enforcement	0	0.0	4	0.0
Unknown	0	0.0	3,312	1.8
Not Reported	0	0.0	4,583	2.5

(Continued)

AMB ST 1-6

UTAH HOSPITAL AND FREESTANDING AMBULATORY SURGERY CENTER (FASC) UTILIZATION AND CHARGE PROFILE OF OUTPATIENT SURGERY, 2002
 NUMBER OF SELECTED AMBULATORY SURGERY PATIENT VISITS BY PATIENT PROFILE

108 Davis Hospital & Medical Center

Patient Profile	Patient Visits		Patient Visits-All Hospitals	
	(#)	(%)	(#)	(%)
DISCHARGE STATUS				
Home or Self Care	6,445	99.7	181,621	99.6
Another Hospital	3	0.0	132	0.1
Skilled Nursing Facility	3	0.0	207	0.1
Intermediate Care Facility	1	0.0	14	0.0
Another Type of Institution	6	0.1	41	0.0
Under Care of Home Service	1	0.0	184	0.1
Left Against Medical Advice	1	0.0	13	0.0
Under Care of Home IV Provider	0	0.0	8	0.0
Expired	3	0.0	6	0.0
Unknown	1	0.0	189	0.1
Not Reported	0	0.0	12	0.0
PRIMARY PAYER				
Medicare	1,214	18.8	39,406	21.6
Medicaid	229	3.5	12,181	6.7
Other government	527	8.2	2,765	1.5
Blue Cross/Blue Shield	824	12.7	25,235	13.8
Other Commercial	865	13.4	17,505	9.6
Managed Care(HMO, PPO)	2,702	41.8	77,069	42.2
Self Pay	59	0.9	2,955	1.6
Industrial & Worker Comp	37	0.6	3,998	2.2
Charity and Unclassified	1	0.0	123	0.1
Childrens Health Insurance	0	0.0	346	0.2
Unknown	6	0.1	703	0.4
Not Reported	0	0.0	141	0.1
LOCAL HEALTH DISTRICT OF PATIENT RESIDENCE				
Bear River	53	0.8	12,345	6.8
Central Utah	3	0.0	6,772	3.7
Davis County	5,103	78.9	19,304	10.6
Salt Lake County	116	1.8	62,264	34.1
Southeastern Utah	2	0.0	4,319	2.4
Southwest Utah	4	0.1	11,788	6.5
Summit County	8	0.1	1,676	0.9
Tooele County	7	0.1	3,248	1.8
Tri-County	5	0.1	4,686	2.6
Utah County	11	0.2	31,011	17.0
Wasatch County	3	0.0	1,317	0.7
Weber County	1,041	16.1	15,685	8.6
Unknown Utah	1	0.0	56	0.0
Outside Utah	105	1.6	7,881	4.3
Unknown, Not Reported	2	0.0	75	0.0

SOURCE: Utah Ambulatory Surgery Database,
 Utah Health Data Committee/Office of Health Care Statistics.

AMB ST 1-1

UTAH HOSPITAL AND FREESTANDING AMBULATORY SURGERY CENTER (FASC) UTILIZATION AND CHARGE PROFILE OF OUTPATIENT SURGERY, 2002
 NUMBER OF CPT-4 AND ICD-9 PROCEDURES BY SELECTED AMBULATORY SURGERY REPORTING CATEGORY

116 Delta Community Medical Center

Reporting Category (ICD-9-CM CODES)	Procedures Performed		Procedures Performed-All Hospitals	
	(#)	(%)	(#)	(%)
Reporting Category (ICD-9-CM CODES)	616	100.0	300,948	100.0
Mastectomy (85.0-85.99)	18	2.9	6,951	2.3
Musculoskeletal (76.0-84.99)	11	1.8	53,689	17.8
Respiratory (30.0-34.99)	0	0.0	2,595	0.9
Cardiovascular (35.0-39.99)	1	0.2	13,957	4.6
Lymphatic/Hemetic (40.0-41.99)	1	0.2	2,092	0.7
Digestive System (42.0-54.99)	199	32.3	79,482	26.4
Urinary (55.0-59.99)	0	0.0	7,394	2.5
Male Genital (60.0-64.99)	8	1.3	3,824	1.3
Female Genital (65.0-71.99)	44	7.1	12,874	4.3
Endocrine/Nervous (01.0-07.99)	5	0.8	19,288	6.4
Eye (08.0-16.99)	68	11.0	19,110	6.3
Ear (18.0-20.99)	167	27.1	14,450	4.8
Nose, Mouth, Pharynx (21.0-29.99)	82	13.3	29,272	9.7
Other*	12	1.9	35,970	12.0
Reporting Category (CPT-4 CODES)	564	100.0	363,184	100.0
Mastectomy (19120-19220)	15	2.7	3,282	0.9
Musculoskeletal (20000-29909)	14	2.5	49,166	13.5
Respiratory (30000-32999)	0	0.0	12,335	3.4
Cardiovascular (33010-37799 & 93501-93660)	1	0.2	30,942	8.5
Lymphatic/Hemetic (38100-38999)	1	0.2	1,669	0.5
Diaphragm (39501-39599)	0	0.0	3	0.0
Digestive System (40490-49999)	273	48.4	84,020	23.1
Urinary (50010-53899)	0	0.0	8,260	2.3
Male Genital (54000-55899)	8	1.4	3,300	0.9
Female Genital (56405-58999)	23	4.1	8,683	2.4
Endocrine/Nervous (60000-64999)	4	0.7	17,357	4.8
Eye (65091-68899)	40	7.1	10,599	2.9
Ear (69000-69979)	88	15.6	8,100	2.2
Other*	97	17.2	125,468	34.5

SOURCE: Utah Ambulatory Surgery Database

Utah Health Data Committee/Office of Health Care Statistics.

* Procedure falls outside reporting categories.

AMB ST 1-2

UTAH HOSPITAL AND FREESTANDING AMBULATORY SURGERY CENTER (FASC) UTILIZATION AND CHARGE PROFILE OF OUTPATIENT SURGERY, 2002
 MOST COMMONLY PERFORMED CPT-4 AND ICD-9 PROCEDURES

116 Delta Community Medical Center

ICD-9 CODE	ICD-9 DESCRIPTION	#	%	% ALL Hospitals
All ICD-9 Procedures				
2001	MYRINGOTOMY W/INSRT TUBE	143	23.2	3.82
283	TONSILLECTOMY W/ADENOIDECTOMY	71	11.5	1.61
4523	COLONOSCOPY	59	9.6	4.95
4516	ESOPHAGOGASTRODUODENOSCPY-CLO BX	41	6.7	4.22
1341	PHACOEMLSIFICATION-ASPIR CATARACT	27	4.4	1.53
1371	IOL PROSTH-CATARACT EXTRACT-1-STAGE	27	4.4	1.56
4513	OTH ENDO SM INTESTINE	22	3.6	1.87
8521	LOC EXC LES BREAST	18	2.9	1.03
201	REMOV TYMPANOSTOMY TUBE	16	2.6	0.19
6909	OTH D&C UTERUS	13	2.1	0.61
5303	UNILAT REPR DIRECT ING HERN-GFT	12	1.9	0.38
6952	ASPIR CURET FOLLOWING DELIV/AB	11	1.8	0.48
4542	ENDO POLYPECTOMY LG INTESTINE	9	1.5	2.58
1364	DISCISSION SECNDRY MEMBRN	8	1.3	0.31
4525	CLO [ENDO] BX LG INTESTINE	7	1.1	1.85
4824	CLO [ENDO] BX RECTUM	7	1.1	0.36
194	MYRINGOPLASTY	6	1.0	0.21
4836	[ENDO] POLYPECTOMY RECTUM	6	1.0	0.75
5361	INCIS HERN REPR W/PROSTH	6	1.0	0.17
6591	ASPIR OVARY	6	1.0	0.10

CPT-4 CODE	CPT-4 DESCRIPTION	#	%	% ALL Hospitals
All CPT-4 Procedures				
69436	TYMPANOSTOMY GENERAL ANESTHESIA	78	13.8	1.65
45378	COLONOSCOPY FLEX; DX-SEP PROC	56	9.9	3.53
42820	T&A; UNDER AGE 12	45	8.0	1.02
43239	UGI ENDO; W/BX 1/MX	38	6.7	3.22
66984	EXTRACAPSULAR CATARACT REMV IOL	27	4.8	1.23
42821	T&A; AGE 12 OR OVER	26	4.6	0.25
19120	EXC BRST CYST TUMR/LES OPN M/F 1	15	2.7	0.60
43235	UGI ENDO; DX W/VO CLCT SPECMN-SP	15	2.7	0.99
88305	LEVEL IV - SURG PATH GROSS&MIC E	15	2.7	1.89
45385	COLONOSCOPY FLEX; W/REMV LES-SNA	13	2.3	2.05
49505	REPR INIT ING HERNIA 5YR/MORE; R	13	2.3	0.79
58120	DILATION & CURET DX &/ THERAPEUT	13	2.3	0.24
G0001	ROUTINE VENIPUNCT CLCT SPECIMEN	11	2.0	0.69
45380	COLONOSCOPY FLEX; W/BX 1/MX	9	1.6	1.47
49560	REPR INIT INCS/VENT HERNIA; RDOC	9	1.6	0.13
66821	DISCISSION 2ND CATARACT; LASER S	8	1.4	0.24
49322	LAPARSCPY SURG; W/ASPIR CAVITY/C	6	1.1	0.09
49568	IMPLNT MESH/OTH-INCS/VENT HERN R	6	1.1	0.14
76830	ULTRASOUND TRANSVAGINAL	6	1.1	0.03
85024	BLD CT; HG/PLATELET AUTO/PART WB	6	1.1	0.01

SOURCE: Utah Ambulatory Surgery Database
 Utah Health Data Committee/Office of Health Care Statistics

AMB ST 1-3

UTAH HOSPITAL AND FREESTANDING AMBULATORY SURGERY CENTER (FASC) UTILIZATION AND CHARGE PROFILE OF OUTPATIENT SURGERY, 2002
 AVERAGE TOTAL CHARGES FOR MOST COMMONLY PERFORMED CPT-4 AND ICD-9 PROCEDURES, SINGLE ICD-9 OR CPT-4 ONLY

116 Delta Community Medical Center

ICD-9 CODE	ICD-9 DESCRIPTION	#	AVE TOT CHRG	AVE TOT CHRG (ALL Hospitals)
ICD-9 Procedures		270	\$1,680	\$2,254
283	TONSILLECTOMY W/ADENOIDECTOMY	64	\$1,751	\$1,655
4523	COLONOSCOPY	37	\$961	\$782
4516	ESOPHAGOGASTRODUODENOSCPY-CLO BX	27	\$1,003	\$938
8521	LOC EXC LES BREAST	13	\$1,848	\$2,019
5303	UNILAT REPR DIRECT ING HERN-GFT	12	\$3,245	\$3,023
6952	ASPIR CURET FOLLOWING DELIV/AB	11	\$1,494	\$1,722
4542	ENDO POLYPECTOMY LG INTESTINE	9	\$1,191	\$1,037
6909	OTH D&C UTERUS	9	\$1,624	\$1,868
4513	OTH ENDO SM INTESTINE	7	\$852	\$756
1364	DISCISSION SECNDRY MEMBRN	6	\$591	\$527
5361	INCIS HERN REPR W/PROSTH	5	\$3,627	\$4,106
0943	PROBE NASOLACRML DUCT	4	\$473	\$819
640	CIRCUMCISION	4	\$1,357	\$1,259
6591	ASPIR OVARY	4	\$3,077	\$3,400
6629	OTH BIL ENDO DESTRUC FALLOP TUBES	4	\$2,760	\$2,510
6902	D&C FOLLOWING DELIV/AB	4	\$1,756	\$1,984
0443	RELEASE CARPAL TUNNEL	3	\$1,492	\$1,705
4525	CLO [ENDO] BX LG INTESTINE	3	\$1,184	\$1,109
4836	[ENDO] POLYPECTOMY RECTUM	3	\$941	\$1,034
5341	REPR UMB HERN W/PROSTH	3	\$3,293	\$3,066

CPT-4 CODE	CPT-4 DESCRIPTION	#	AVE TOT CHRG	AVE TOT CHRG (ALL Hospitals)
CPT-4 Procedures		342	\$1,578	\$2,003
69436	TYMPANOSTOMY GENERAL ANESTHESIA	61	\$772	\$934
42820	T&A; UNDER AGE 12	39	\$1,717	\$1,610
45378	COLONOSCOPY FLEX; DX-SEP PROC	36	\$964	\$741
42821	T&A; AGE 12 OR OVER	26	\$1,811	\$1,830
43239	UGI ENDO; W/BX 1/MX	25	\$1,010	\$889
66984	EXTRACAPSULAR CATARACT REMV IOL	25	\$2,963	\$2,599
19120	EXC BRST CYST TUMR/LES OPN M/F 1	14	\$1,962	\$1,911
49505	REPR INIT ING HERNIA 5YR/MORE; R	13	\$3,536	\$2,803
45385	COLONOSCOPY FLEX; W/REMV LES-SNA	9	\$992	\$947
45380	COLONOSCOPY FLEX; W/BX 1/MX	8	\$1,069	\$1,052
58120	DILATION & CURET DX &/ THERAPEUT	7	\$1,551	\$1,627
88305	LEVEL IV - SURG PATH GROSS&MIC E	7	\$1,234	\$1,372
43235	UGI ENDO; DX W/WO CLCT SPECMN-SP	6	\$854	\$661
66821	DISCISSION 2ND CATARACT; LASER S	6	\$591	\$576
49322	LAPARSCPY SURG; W/ASPIR CAVITY/C	4	\$3,077	\$3,437
54152	CIRC USING CLAMP/OTH DEVICE; NOT	4	\$1,357	\$1,340
68811	PROBE NASOLACRIM DUCT; REQ GEN A	4	\$473	\$773
69610	TYMPANIC MEMB REPR W/WO SITE PRE	4	\$850	\$1,246
41010	INCISION OF LINGUAL FRENUM	3	\$829	\$1,243
43247	UGI ENDO; W/REMOVAL FB	3	\$924	\$1,102

SOURCE: Utah Ambulatory Surgery Database
 Utah Health Data Committee/Office of Health Care Statistics

AMB ST 1-4

UTAH HOSPITAL AND FREESTANDING AMBULATORY SURGERY CENTER (FASC) UTILIZATION AND CHARGE PROFILE OF OUTPATIENT SURGERY, 2002
 PROCEDURE APG CATEGORY, PROCEDURE APG

116 Delta Community Medical Center

Procedure APG category	Procedure APG	TOTAL #	TOTAL # (ALL Hospitals)
01	INTEGUMENTARY SYSTEM	21	13,519
	006 SIMPLE DEBRIDEMENT AND DESTRUCTION	1	588
	007 COMPLEX EXCISION, BIOPSY AND DEBRIDEMENT	3	1,731
	008 SIMPLE EXCISION AND BIOPSY	2	1,756
	011 SIMPLE INCISION AND EXCISION OF BREAST	15	3,917
02	MUSCULOSKELETAL SYSTEM	13	42,903
	023 COMPLEX HAND AND FOOT MUSCULOSKELETAL PROCEDURES	1	1,639
	024 SIMPLE HAND AND FOOT MUSCULOSKELETAL PROCEDURES	8	9,596
	032 BUNION PROCEDURES	3	1,318
	034 HAND AND FOOT TENOTOMY	1	167
04	CARDIOVASCULAR SYSTEM	1	23,208
	081 SECONDARY VARICOSE VEINS AND VASCULAR INJECTION	1	296
05	HEMATOLOGIC, LYMPHATIC, AND ENDOCRINE	1	2,265
	095 DEEP LYMPH STRUCTURE AND THYROID PROCEDURES	1	1,385
06	DIGESTIVE SYSTEM	201	71,902
	115 DIAGNOSTIC UPPER GI ENDOSCOPY OR INTUBATION	53	15,392
	116 THERAPEUTIC UPPER GI ENDOSCOPY OR INTUBATION	4	3,826
	117 LOWER GASTROINTESTINAL ENDOSCOPY	81	27,082
	119 HERNIA AND HYDROCELE PROCEDURES	43	6,810
	123 COMPLEX LAPAROSCOPIC PROCEDURES	19	13,216
	124 SIMPLE LAPAROSCOPIC PROCEDURES	1	148
08	MALE GENITAL SYSTEM	5	2,946
	154 SIMPLE PENILE PROCEDURES	5	896
09	FEMALE GENITAL SYSTEM	14	4,976
	177 SIMPLE FEMALE REPRODUCTIVE PROCEDURES	1	1,182
	178 DILATION AND CURETTAGE	13	891
10	NERVOUS SYSTEM	4	14,776
	198 NERVE REPAIR AND DESTRUCTION	4	4,022
11	EYE AND OCULAR ADNEXA	40	10,576
	213 LASER EYE PROCEDURES	8	963
	214 CATARACT PROCEDURES	27	4,643
	215 COMPLEX ANTERIOR SEGMENT EYE PROCEDURES	4	485
	222 SIMPLE REPAIR AND PLASTIC PROCEDURES OF EYE	1	441
12	FACIAL, EAR, NOSE, MOUTH AND THROAT	166	28,144
	235 SIMPLE FACIAL AND ENT PROCEDURES	90	15,563
	236 TONSIL AND ADENOID PROCEDURES	76	7,583

SOURCE: Utah Ambulatory Surgery Database
 Utah Health Data Committee/Office of Health Care Statistics

AMB ST 1-5

UTAH HOSPITAL AND FREESTANDING AMBULATORY SURGERY CENTER (FASC) UTILIZATION AND CHARGE PROFILE OF OUTPATIENT SURGERY, 2002
 PROCEDURE APG CATEGORY, PROCEDURE APG, SINGLE APG ONLY

116 Delta Community Medical Center

Procedure APG category	Procedure APG	TOTAL #	AVE TOT CHR	AVE TOT CHR(ALL Hospitals)
01	INTEGUMENTARY SYSTEM	15	\$1,971	\$2,141
	007 COMPLEX EXCISION, BIOPSY AND DEBRIDEMENT	1	\$2,099	\$2,263
	011 SIMPLE INCISION AND EXCISION OF BREAST	14	\$1,962	\$1,987
02	MUSCULOSKELETAL SYSTEM	3	\$2,721	\$2,888
	023 COMPLEX HAND AND FOOT MUSCULOSKELETAL PROCEDURES	1	\$5,333	\$3,163
	024 SIMPLE HAND AND FOOT MUSCULOSKELETAL PROCEDURES	2	\$1,415	\$2,059
05	HEMATOLOGIC, LYMPHATIC, AND ENDOCRINE	1	\$1,364	\$2,960
	095 DEEP LYMPH STRUCTURE AND THYROID PROCEDURES	1	\$1,364	\$3,516
06	DIGESTIVE SYSTEM	126	\$1,671	\$1,572
	115 DIAGNOSTIC UPPER GI ENDOSCOPY OR INTUBATION	31	\$979	\$827
	116 THERAPEUTIC UPPER GI ENDOSCOPY OR INTUBATION	3	\$924	\$1,177
	117 LOWER GASTROINTESTINAL ENDOSCOPY	53	\$985	\$860
	119 HERNIA AND HYDROCELE PROCEDURES	27	\$3,338	\$2,637
	123 COMPLEX LAPAROSCOPIC PROCEDURES	12	\$2,922	\$4,623
08	MALE GENITAL SYSTEM	4	\$1,357	\$2,312
	154 SIMPLE PENILE PROCEDURES	4	\$1,357	\$1,239
09	FEMALE GENITAL SYSTEM	8	\$1,831	\$2,440
	177 SIMPLE FEMALE REPRODUCTIVE PROCEDURES	1	\$3,792	\$2,279
	178 DILATION AND CURETTAGE	7	\$1,551	\$1,640
10	NERVOUS SYSTEM	3	\$1,492	\$1,212
	198 NERVE REPAIR AND DESTRUCTION	3	\$1,492	\$1,869
11	EYE AND OCULAR ADNEXA	36	\$2,243	\$2,298
	213 LASER EYE PROCEDURES	6	\$591	\$575
	214 CATARACT PROCEDURES	25	\$2,963	\$2,599
	215 COMPLEX ANTERIOR SEGMENT EYE PROCEDURES	4	\$473	\$1,885
	222 SIMPLE REPAIR AND PLASTIC PROCEDURES OF EYE	1	\$1,224	\$1,230
12	FACIAL, EAR, NOSE, MOUTH AND THROAT	136	\$1,262	\$1,870
	235 SIMPLE FACIAL AND ENT PROCEDURES	69	\$796	\$1,293
	236 TONSIL AND ADENOID PROCEDURES	67	\$1,743	\$1,733

AMB ST 1-6

UTAH HOSPITAL AND FREESTANDING AMBULATORY SURGERY CENTER (FASC) UTILIZATION AND CHARGE PROFILE OF OUTPATIENT SURGERY, 2002
 NUMBER OF SELECTED AMBULATORY SURGERY PATIENT VISITS BY PATIENT PROFILE

116 Delta Community Medical Center

Patient Profile	Patient Visits		Patient Visits-All Hospitals	
	(#)	(%)	(#)	(%)
GENDER				
Female	245	56.7	99,046	54.3
Male	187	43.3	83,377	45.7
Unknown	0	0.0	1	0.0
Not Reported	0	0.0	3	0.0
AGE				
1-28 days	0	0.0	201	0.1
29-365 days	30	6.9	2,806	1.5
1-4 years	66	15.3	10,230	5.6
5-9	32	7.4	5,477	3.0
10-14	17	3.9	4,621	2.5
15-17	21	4.9	4,481	2.5
18-19	14	3.2	3,763	2.1
20-24	19	4.4	11,153	6.1
25-29	22	5.1	10,390	5.7
30-34	23	5.3	10,476	5.7
35-39	16	3.7	10,951	6.0
40-44	18	4.2	13,202	7.2
45-49	16	3.7	14,095	7.7
50-54	18	4.2	15,731	8.6
55-59	14	3.2	13,738	7.5
60-64	7	1.6	11,970	6.6
65-69	20	4.6	11,268	6.2
70-74	22	5.1	10,407	5.7
75-79	32	7.4	8,832	4.8
80-84	14	3.2	5,577	3.1
85-89	9	2.1	2,334	1.3
90 +	2	0.5	720	0.4
Not Reported	0	0.0	205	0.1
SOURCE OF ADMISSION				
Physician Referral	423	97.9	170,677	93.6
Clinic Referral	0	0.0	371	0.2
HMO Referral	0	0.0	163	0.1
Other Hospital	0	0.0	143	0.1
Skilled Nursing Facility	0	0.0	17	0.0
Other Health Care Facility	0	0.0	19	0.0
Emergency Room	9	2.1	3,138	1.7
Court/Law Enforcement	0	0.0	4	0.0
Unknown	0	0.0	3,312	1.8
Not Reported	0	0.0	4,583	2.5

(Continued)

AMB ST 1-6

UTAH HOSPITAL AND FREESTANDING AMBULATORY SURGERY CENTER (FASC) UTILIZATION AND CHARGE PROFILE OF OUTPATIENT SURGERY, 2002
 NUMBER OF SELECTED AMBULATORY SURGERY PATIENT VISITS BY PATIENT PROFILE

116 Delta Community Medical Center

Patient Profile	Patient Visits		Patient Visits-All Hospitals	
	(#)	(%)	(#)	(%)
DISCHARGE STATUS				
Home or Self Care	431	99.8	181,621	99.6
Another Hospital	0	0.0	132	0.1
Skilled Nursing Facility	0	0.0	207	0.1
Intermediate Care Facility	0	0.0	14	0.0
Another Type of Institution	0	0.0	41	0.0
Under Care of Home Service	0	0.0	184	0.1
Left Against Medical Advice	1	0.2	13	0.0
Under Care of Home IV Provider	0	0.0	8	0.0
Expired	0	0.0	6	0.0
Unknown	0	0.0	189	0.1
Not Reported	0	0.0	12	0.0
PRIMARY PAYER				
Medicare	98	22.7	39,406	21.6
Medicaid	89	20.6	12,181	6.7
Other government	1	0.2	2,765	1.5
Blue Cross/Blue Shield	99	22.9	25,235	13.8
Other Commercial	28	6.5	17,505	9.6
Managed Care(HMO, PPO)	90	20.8	77,069	42.2
Self Pay	10	2.3	2,955	1.6
Industrial & Worker Comp	1	0.2	3,998	2.2
Charity and Unclassified	0	0.0	123	0.1
Childrens Health Insurance	1	0.2	346	0.2
Unknown	15	3.5	703	0.4
Not Reported	0	0.0	141	0.1
LOCAL HEALTH DISTRICT OF PATIENT RESIDENCE				
Bear River	3	0.7	12,345	6.8
Central Utah	411	95.1	6,772	3.7
Davis County	1	0.2	19,304	10.6
Salt Lake County	5	1.2	62,264	34.1
Southeastern Utah	0	0.0	4,319	2.4
Southwest Utah	2	0.5	11,788	6.5
Summit County	0	0.0	1,676	0.9
Tooele County	3	0.7	3,248	1.8
Tri-County	1	0.2	4,686	2.6
Utah County	4	0.9	31,011	17.0
Wasatch County	0	0.0	1,317	0.7
Weber County	0	0.0	15,685	8.6
Unknown Utah	0	0.0	56	0.0
Outside Utah	2	0.5	7,881	4.3
Unknown, Not Reported	0	0.0	75	0.0

SOURCE: Utah Ambulatory Surgery Database,
 Utah Health Data Committee/Office of Health Care Statistics.

AMB ST 1-1

UTAH HOSPITAL AND FREESTANDING AMBULATORY SURGERY CENTER (FASC) UTILIZATION AND CHARGE PROFILE OF OUTPATIENT SURGERY, 2002
 NUMBER OF CPT-4 AND ICD-9 PROCEDURES BY SELECTED AMBULATORY SURGERY REPORTING CATEGORY

140 Dixie Regional Medical Center

Reporting Category (ICD-9-CM CODES)	Procedures Performed		Procedures Performed-All Hospitals	
	(#)	(%)	(#)	(%)
Reporting Category (ICD-9-CM CODES)	14,720	100.0	300,948	100.0
Mastectomy (85.0-85.99)	320	2.2	6,951	2.3
Musculoskeletal (76.0-84.99)	1,974	13.4	53,689	17.8
Respiratory (30.0-34.99)	176	1.2	2,595	0.9
Cardiovascular (35.0-39.99)	877	6.0	13,957	4.6
Lymphatic/Hemetic (40.0-41.99)	89	0.6	2,092	0.7
Digestive System (42.0-54.99)	5,623	38.2	79,482	26.4
Urinary (55.0-59.99)	484	3.3	7,394	2.5
Male Genital (60.0-64.99)	211	1.4	3,824	1.3
Female Genital (65.0-71.99)	494	3.4	12,874	4.3
Endocrine/Nervous (01.0-07.99)	468	3.2	19,288	6.4
Eye (08.0-16.99)	45	0.3	19,110	6.3
Ear (18.0-20.99)	866	5.9	14,450	4.8
Nose, Mouth, Pharynx (21.0-29.99)	1,244	8.5	29,272	9.7
Other*	1,849	12.6	35,970	12.0
Reporting Category (CPT-4 CODES)	19,050	100.0	363,184	100.0
Mastectomy (19120-19220)	214	1.1	3,282	0.9
Musculoskeletal (20000-29909)	1,968	10.3	49,166	13.5
Respiratory (30000-32999)	782	4.1	12,335	3.4
Cardiovascular (33010-37799 & 93501-93660)	1,850	9.7	30,942	8.5
Lymphatic/Hemetic (38100-38999)	84	0.4	1,669	0.5
Diaphragm (39501-39599)	0	0.0	3	0.0
Digestive System (40490-49999)	5,688	29.9	84,020	23.1
Urinary (50010-53899)	486	2.6	8,260	2.3
Male Genital (54000-55899)	161	0.8	3,300	0.9
Female Genital (56405-58999)	409	2.1	8,683	2.4
Endocrine/Nervous (60000-64999)	491	2.6	17,357	4.8
Eye (65091-68899)	12	0.1	10,599	2.9
Ear (69000-69979)	468	2.5	8,100	2.2
Other*	6,437	33.8	125,468	34.5

SOURCE: Utah Ambulatory Surgery Database

Utah Health Data Committee/Office of Health Care Statistics.

* Procedure falls outside reporting categories.

AMB ST 1-2

UTAH HOSPITAL AND FREESTANDING AMBULATORY SURGERY CENTER (FASC) UTILIZATION AND CHARGE PROFILE OF OUTPATIENT SURGERY, 2002
 MOST COMMONLY PERFORMED CPT-4 AND ICD-9 PROCEDURES

140 Dixie Regional Medical Center

ICD-9 CODE	ICD-9 DESCRIPTION	#	%	% ALL Hospitals
All ICD-9 Procedures		14,720	100.0	100.0
4542	ENDO POLYPECTOMY LG INTESTINE	1,107	7.5	2.58
4523	COLONOSCOPY	720	4.9	4.95
2001	MYRINGOTOMY W/INSRT TUBE	687	4.7	3.82
4513	OTH ENDO SM INTESTINE	624	4.2	1.87
4516	ESOPHAGOGASTRODUODENOSCPY-CLO BX	621	4.2	4.22
8856	CORONARY ARTERIOGRAPHY W/2 CATH	541	3.7	1.58
8853	ANGIOCARDIOGRAPHY LT HEART STRUCT	497	3.4	1.22
4836	[ENDO] POLYPECTOMY RECTUM	401	2.7	0.75
4292	DILAT ESOPH	366	2.5	1.18
3722	LT HEART CARD CATH	352	2.4	1.08
283	TONSILLECTOMY W/ADENOIDECTOMY	327	2.2	1.61
4525	CLO [ENDO] BX LG INTESTINE	268	1.8	1.85
806	EXC SEMILUNAR CARTILAGE-KNEE	213	1.4	1.56
5123	LAP CHOLEY	212	1.4	1.92
8753	INTRAOP CHOLANGIOGRAM	209	1.4	1.09
8521	LOC EXC LES BREAST	205	1.4	1.03
3723	COMBO RT & LT HEART CARD CATH	201	1.4	0.51
0443	RELEASE CARPAL TUNNEL	156	1.1	1.12
4524	FLEX SIGMOIDOSCOPY	140	1.0	0.25
2263	ETHMOIDECTOMY	134	0.9	0.53

CPT-4 CODE	CPT-4 DESCRIPTION	#	%	% ALL Hospitals
All CPT-4 Procedures		19,050	100.0	100.0
45385	COLONOSCOPY FLEX; W/REMV LES-SNA	1,162	6.1	2.05
J3010	INJECTION FENTANYL CITRATE 0.1 M	866	4.5	1.51
59	59	826	4.3	1.12
45378	COLONOSCOPY FLEX; DX-SEP PROC	718	3.8	3.53
43239	UGI ENDO; W/BX 1/MX	592	3.1	3.22
43235	UGI ENDO; DX W/NO CLCT SPECMN-SP	473	2.5	0.99
G0001	ROUTINE VENIPUNCT CLCT SPECIMEN	420	2.2	0.69
69436	TYMPANOSTOMY GENERAL ANESTHESIA	367	1.9	1.65
93545	INJ PROC-CATH; SELECT CORONRY AN	326	1.7	0.77
80048	BASIC METABOLIC PANEL	310	1.6	1.02
85025	BLD CNT;C MPL AUTO&AUTO DIFF WBC	290	1.5	1.46
93543	INJ PROC-CATH; LT VENT/ATRIAL AN	281	1.5	0.73
42820	T&A; UNDER AGE 12	276	1.4	1.02
93510	LT HRT CATH RETRO-BRACH/FEM; PER	273	1.4	0.64
85610	PROTHROMBIN TIME;	266	1.4	0.79
45380	COLONOSCOPY FLEX; W/BX 1/MX	244	1.3	1.47
47563	LAPARSCPY SURG; CHOLECT W/CHOLAN	225	1.2	0.89
85730	P T T; PLASMA/WHOLE BLOOD	213	1.1	0.41
43450	DILAT ESOPH-SOUND/BOUGIE-1/MX PA	211	1.1	0.26
C1760	CLOSURE DEVICE, VASCULAR	190	1.0	0.30

SOURCE: Utah Ambulatory Surgery Database
 Utah Health Data Committee/Office of Health Care Statistics

AMB ST 1-3

UTAH HOSPITAL AND FREESTANDING AMBULATORY SURGERY CENTER (FASC) UTILIZATION AND CHARGE PROFILE OF OUTPATIENT SURGERY, 2002
 AVERAGE TOTAL CHARGES FOR MOST COMMONLY PERFORMED CPT-4 AND ICD-9 PROCEDURES, SINGLE ICD-9 OR CPT-4 ONLY

140 Dixie Regional Medical Center

ICD-9 CODE	ICD-9 DESCRIPTION	#	AVE TOT CHRG	AVE TOT CHRG (ALL Hospitals)
ICD-9 Procedures		4,943	\$1,744	\$2,254
4542	ENDO POLYPECTOMY LG INTESTINE	663	\$645	\$1,037
4523	COLONOSCOPY	588	\$426	\$782
4516	ESOPHAGOGASTRODUODENOSCPY-CLO BX	322	\$732	\$938
4513	OTH ENDO SM INTESTINE	238	\$406	\$756
283	TONSILLECTOMY W/ADENOIDECTOMY	234	\$1,735	\$1,655
8521	LOC EXC LES BREAST	163	\$2,020	\$2,019
4525	CLO [ENDO] BX LG INTESTINE	121	\$652	\$1,109
4836	[ENDO] POLYPECTOMY RECTUM	118	\$643	\$1,034
4524	FLEX SIGMOIDOSCOPY	102	\$246	\$456
0443	RELEASE CARPAL TUNNEL	93	\$1,398	\$1,705
5011	CLO [PERCUT] [NEEDLE] BX LIVER	91	\$1,023	\$1,610
5304	UNILAT REPR INDIRECT ING HERN-GFT	86	\$4,220	\$2,917
282	TONSILLECTOMY WO ADENOIDECTOMY	83	\$1,680	\$1,956
5303	UNILAT REPR DIRECT ING HERN-GFT	64	\$3,769	\$3,023
806	EXC SEMILUNAR CARTILAGE-KNEE	53	\$3,517	\$3,545
6902	D&C FOLLOWING DELIV/AB	41	\$1,431	\$1,984
3859	LIG-STRIP VARICOSE VEINS-LOWER LIMB	38	\$3,642	\$3,521
3893	VENOUS CATH-NEC	38	\$2,580	\$2,079
3927	ARTERIOVENOSTOMY-RENAL DIALYSIS	34	\$3,866	\$3,854
5749	OTH TRANSURETH EXC/DEST LES BLADDER	31	\$2,748	\$2,791

CPT-4 CODE	CPT-4 DESCRIPTION	#	AVE TOT CHRG	AVE TOT CHRG (ALL Hospitals)
CPT-4 Procedures		4,406	\$1,462	\$2,003
45385	COLONOSCOPY FLEX; W/REMV LES-SNA	673	\$630	\$947
45378	COLONOSCOPY FLEX; DX-SEP PROC	579	\$425	\$741
43239	UGI ENDO; W/BX 1/MX	283	\$721	\$889
43235	UGI ENDO; DX W/WO CLCT SPECMN-SP	235	\$397	\$661
69436	TYMPANOSTOMY GENERAL ANESTHESIA	235	\$799	\$934
42820	T&A; UNDER AGE 12	141	\$1,725	\$1,610
45380	COLONOSCOPY FLEX; W/BX 1/MX	130	\$668	\$1,052
49505	REPR INIT ING HERNIA 5YR/MORE; R	103	\$3,096	\$2,803
45330	SIGMOIDOSCOPY FLEX; DX-SEP PROC	101	\$219	\$408
47563	LAPARSCPY SURG; CHOLECT W/CHOLAN	88	\$5,522	\$4,959
19120	EXC BRST CYST TUMR/LES OPN M/F 1	87	\$1,870	\$1,911
64721	NEUROPLASTY; MEDIAN @ CARPAL TUN	83	\$1,389	\$1,670
62311	INJ 1 NOT NEUROLYTIC-EPID; LUMB/	71	\$301	\$489
49650	LAPARSCPY SURG; REPR INIT ING HE	57	\$5,684	\$4,628
42826	TONSILLECTOMY PRIM/SEC; AGE 12/O	42	\$1,642	\$2,061
43248	UGI ENDO; W/INSRT GUIDE WIRE	42	\$482	\$1,024
29881	SCOPE KNEE SURG;W/MENISCECT MED/	41	\$3,490	\$3,358
45384	COLONOSCPY FLEX; REMV LES-FORCE	38	\$697	\$1,252
43249	UGI ENDO; W/BALLOON DILAT ESOPHA	29	\$1,309	\$1,111
20680	REMOVAL OF IMPLANT; DEEP	28	\$2,055	\$2,123

SOURCE: Utah Ambulatory Surgery Database
 Utah Health Data Committee/Office of Health Care Statistics

AMB ST 1-4

UTAH HOSPITAL AND FREESTANDING AMBULATORY SURGERY CENTER (FASC) UTILIZATION AND CHARGE PROFILE OF OUTPATIENT SURGERY, 2002
PROCEDURE APG CATEGORY, PROCEDURE APG

140 Dixie Regional Medical Center

Procedure APG category		TOTAL #	TOTAL # (ALL Hospitals)
Procedure APG			
01	INTEGUMENTARY SYSTEM	677	13,519
	002 SUPERFICIAL NEEDLE BIOPSY AND ASPIRATION	167	2,597
	003 COMPLEX INCISION AND DRAINAGE	2	106
	004 SIMPLE INCISION AND DRAINAGE	5	96
	005 NAIL PROCEDURES	1	36
	006 SIMPLE DEBRIDEMENT AND DESTRUCTION	26	588
	007 COMPLEX EXCISION, BIOPSY AND DEBRIDEMENT	86	1,731
	008 SIMPLE EXCISION AND BIOPSY	98	1,756
	009 COMPLEX SKIN REPAIRS INCL INTEGUMENT GRAFTS, TRANSFER & REARRANGE	27	1,422
	010 SIMPLE SKIN REPAIR	28	599
	011 SIMPLE INCISION AND EXCISION OF BREAST	217	3,917
	012 BREAST RECONSTRUCTION AND MASTECTOMY	20	671
02	MUSCULOSKELETAL SYSTEM	1,711	42,903
	021 COMPLEX MUSCULOSKELETAL PROCEDURES EXCLUDING HAND AND FOOT	216	5,617
	022 SIMPLE MUSCULOSKELETAL PROCEDURES EXCLUDING HAND AND FOOT	76	1,767
	023 COMPLEX HAND AND FOOT MUSCULOSKELETAL PROCEDURES	71	1,639
	024 SIMPLE HAND AND FOOT MUSCULOSKELETAL PROCEDURES	331	9,596
	025 ARTHROSCOPY	841	17,119
	028 CLOSED TREATMENT FX & DISLOCATION OF FINGER, TOE & TRUNK	1	35
	029 CLOSED TREATMENT FX & DISLOCATION EXC FINGER, TOE & TRUNK	21	627
	030 OPEN OR PERCUTANEOUS TREATMENT OF FRACTURES	93	2,741
	031 BONE OR JOINT MANIPULATION UNDER ANESTHESIA	4	332
	032 BUNION PROCEDURES	23	1,318
	033 ARTHROPLASTY	25	483
	035 ARTHROCENTESIS AND LIGAMENT OR TENDON INJECTION	9	1,334
03	RESPIRATORY SYSTEM	443	6,869
	052 NEEDLE AND CATHETER BIOPSY, ASPIRATION, LAVAGE AND INTUBATION	31	545
	053 COMPLEX ENDOSCOPY OF THE UPPER AIRWAY	311	4,423
	054 SIMPLE ENDOSCOPY OF THE UPPER AIRWAY	8	329
	055 ENDOSCOPY OF THE LOWER AIRWAY	87	1,188
	057 RESPIRATORY THERAPY	6	172
04	CARDIOVASCULAR SYSTEM	1,863	23,208
	072 ECHOCARDIOGRAPHY	16	1,224
	074 CARDIAC ELECTROPHYSIOLOGIC TESTS	1	1,977
	075 PLACEMENT OF TRANSVENOUS CATHETERS	8	737
	076 DIAGNOSTIC CARDIAC CATHETERIZATION	1,482	15,013
	077 ANGIOPLASTY AND TRANSCATHETER PROCEDURES	58	971
	078 PACEMAKER INSERTION AND REPLACEMENT	35	716
	079 REMOVAL AND REVISION OF PACEMAKER AND VASCULAR DEVICE	14	477
	080 MINOR VASCULAR REPAIR AND FISTULA CONSTRUCTION	174	1,191
	081 SECONDARY VARICOSE VEINS AND VASCULAR INJECTION	25	296
	082 VASCULAR LIGATION	50	507
05	HEMATOLOGIC, LYMPHATIC, AND ENDOCRINE	83	2,265
	092 CHEMOTHERAPY EXCEPT BY EXTENDED INFUSION	9	30
	095 DEEP LYMPH STRUCTURE AND THYROID PROCEDURES	74	1,385
06	DIGESTIVE SYSTEM	5,153	71,902

AMB ST 1-4

UTAH HOSPITAL AND FREESTANDING AMBULATORY SURGERY CENTER (FASC) UTILIZATION AND CHARGE PROFILE OF OUTPATIENT SURGERY, 2002
 PROCEDURE APG CATEGORY, PROCEDURE APG

140 Dixie Regional Medical Center

procedure APG category	procedure APG	TOTAL #	TOTAL # (ALL Hospitals)
	112 ESOPHAGEAL DILATION WITHOUT ENDOSCOPY	215	1,062
	113 ANOSCOPY WITH BIOPSY AND DIAGNOSTIC PROCTOSIGMOIDOSCOPY	132	820
	114 PROCTOSIGMOIDOSCOPY WITH EXCISION OR BIOPSY	74	324
	115 DIAGNOSTIC UPPER GI ENDOSCOPY OR INTUBATION	1,069	15,392
	116 THERAPEUTIC UPPER GI ENDOSCOPY OR INTUBATION	294	3,826
	117 LOWER GASTROINTESTINAL ENDOSCOPY	2,230	27,082
	118 ERCP AND MISCELLANEOUS GI ENDOSCOPY PROCEDURES	82	1,441
	119 HERNIA AND HYDROCELE PROCEDURES	351	6,810
	120 COMPLEX ANAL AND RECTAL PROCEDURES	27	815
	121 SIMPLE ANAL AND RECTAL PROCEDURES	35	464
	122 MISCELLANEOUS ABDOMINAL PROCEDURES	35	325
	123 COMPLEX LAPAROSCOPIC PROCEDURES	605	13,216
	124 SIMPLE LAPAROSCOPIC PROCEDURES	4	148
07	URINARY SYSTEM	426	6,921
	131 RENAL EXTRACORPOREAL SHOCK WAVE LITHOTRIPSY	1	705
	133 URINARY CATHETERIZATION AND DILATATION	23	344
	134 COMPLEX CYSTOURETHROSCOPY AND LITHOLAPAXY	264	2,910
	135 MODERATE CYSTOURETHROSCOPY	107	2,121
	136 SIMPLE CYSTOURETHROSCOPY	20	644
	137 COMPLEX URETHRAL PROCEDURES	5	97
	138 SIMPLE URETHRAL PROCEDURES	6	93
08	MALE GENITAL SYSTEM	146	2,946
	151 TESTICULAR AND EPIDIDYMAL PROCEDURES	75	1,341
	152 INSERTION OF PENILE PROSTHESIS	10	50
	153 COMPLEX PENILE PROCEDURES	18	327
	154 SIMPLE PENILE PROCEDURES	42	896
	155 PROSTATE NEEDLE AND PUNCH BIOPSY	1	332
09	FEMALE GENITAL SYSTEM	247	4,976
	173 TREATMENT OF SPONTANEOUS ABORTION	2	417
	176 COMPLEX FEMALE REPRODUCTIVE PROCEDURES	92	675
	177 SIMPLE FEMALE REPRODUCTIVE PROCEDURES	70	1,182
	178 DILATION AND CURETTAGE	29	891
	179 HYSTEROSCOPY	37	1,603
	180 COLPOSCOPY	17	184
10	NERVOUS SYSTEM	420	14,776
	195 NERVOUS SYSTEM INJECTIONS, STIMULATIONS OR CRANIAL TAP	111	9,554
	196 REVISION AND REMOVAL OF NEUROLOGICAL DEVICE	16	114
	197 NEUROSTIMULATOR AND VENTRICULAR SHUNT IMPLANTATION	32	422
	198 NERVE REPAIR AND DESTRUCTION	251	4,022
	199 SPINAL TAP	10	496
11	EYE AND OCULAR ADNEXA	12	10,576
	220 STRABISMUS AND MUSCLE EYE PROCEDURES	1	716
	221 COMPLEX REPAIR AND PLASTIC PROCEDURES OF EYE	9	694
	222 SIMPLE REPAIR AND PLASTIC PROCEDURES OF EYE	2	441
12	FACIAL, EAR, NOSE, MOUTH AND THROAT	1,391	28,144
	233 NASAL CAUTERIZATION AND PACKING	12	182

AMB ST 1-4

UTAH HOSPITAL AND FREESTANDING AMBULATORY SURGERY CENTER (FASC) UTILIZATION AND CHARGE PROFILE OF OUTPATIENT SURGERY, 2002
 PROCEDURE APG CATEGORY, PROCEDURE APG

140 Dixie Regional Medical Center

procedure APG category	procedure APG	TOTAL #	TOTAL # (ALL Hospitals)
	234 COMPLEX FACIAL AND ENT PROCEDURES	240	4,770
	235 SIMPLE FACIAL AND ENT PROCEDURES	644	15,563
	236 TONSIL AND ADENOID PROCEDURES	495	7,583
13	THERAPUTIC AND OTHER RADIOLOGICAL PROCEDURES	48	5,872
	252 RADIATION THERAPY AND HYPERTHERMIA	2	116
	253 VASCULAR RADIOLOGY EXCEPT FOR VENOGRAPHY OF EXTREMITY	18	1,930
	254 MYELOGRAPHY	2	679
	255 MISCELLANEOUS RADIOLOGICAL PROCEDURES WITH CONTRAST	26	3,147
14	PHYSICAL MEDICINE AND REHABILITATION	1	313
	272 PHYSICAL THERAPY	1	309

AMB ST 1-5

UTAH HOSPITAL AND FREESTANDING AMBULATORY SURGERY CENTER (FASC) UTILIZATION AND CHARGE PROFILE OF OUTPATIENT SURGERY, 2002
 PROCEDURE APG CATEGORY, PROCEDURE APG, SINGLE APG ONLY

140 Dixie Regional Medical Center

Procedure APG category	Procedure APG	TOTAL #	AVE TOT CHRGR	AVE TOT CHRGR(ALL Hospitals)
01	INTEGUMENTARY SYSTEM	178	\$1,840	\$2,141
	002 SUPERFICIAL NEEDLE BIOPSY AND ASPIRATION	23	\$944	\$1,559
	003 COMPLEX INCISION AND DRAINAGE	1	\$1,659	\$2,578
	004 SIMPLE INCISION AND DRAINAGE	2	\$1,324	\$2,119
	006 SIMPLE DEBRIDEMENT AND DESTRUCTION	3	\$1,447	\$1,861
	007 COMPLEX EXCISION, BIOPSY AND DEBRIDEMENT	26	\$2,106	\$2,263
	008 SIMPLE EXCISION AND BIOPSY	22	\$2,155	\$2,174
	011 SIMPLE INCISION AND EXCISION OF BREAST	92	\$1,898	\$1,987
	012 BREAST RECONSTRUCTION AND MASTECTOMY	9	\$2,268	\$3,739
02	MUSCULOSKELETAL SYSTEM	324	\$2,975	\$2,888
	021 COMPLEX MUSCULOSKELETAL PROCEDURES EXCLUDING HAND AND FOOT	27	\$3,381	\$3,672
	022 SIMPLE MUSCULOSKELETAL PROCEDURES EXCLUDING HAND AND FOOT	17	\$2,059	\$2,693
	023 COMPLEX HAND AND FOOT MUSCULOSKELETAL PROCEDURES	17	\$2,965	\$3,163
	024 SIMPLE HAND AND FOOT MUSCULOSKELETAL PROCEDURES	94	\$1,917	\$2,059
	025 ARTHROSCOPY	115	\$4,094	\$3,554
	029 CLOSED TREATMENT FX & DISLOCATION EXC FINGER, TOE & TRUNK	10	\$1,366	\$2,107
	030 OPEN OR PERCUTANEOUS TREATMENT OF FRACTURES	37	\$2,795	\$3,403
	032 BUNION PROCEDURES	3	\$3,132	\$2,827
	033 ARTHROPLASTY	3	\$3,205	\$3,660
	035 ARTHROCENTESIS AND LIGAMENT OR TENDON INJECTION	1	\$294	\$491
03	RESPIRATORY SYSTEM	41	\$1,474	\$1,741
	052 NEEDLE AND CATHETER BIOPSY, ASPIRATION, LAVAGE AND INTUBATION	7	\$451	\$785
	053 COMPLEX ENDOSCOPY OF THE UPPER AIRWAY	16	\$2,006	\$3,025
	054 SIMPLE ENDOSCOPY OF THE UPPER AIRWAY	1	\$1,797	\$1,300
	055 ENDOSCOPY OF THE LOWER AIRWAY	16	\$1,329	\$1,469
	057 RESPIRATORY THERAPY	1	\$2,132	\$2,029
04	CARDIOVASCULAR SYSTEM	75	\$3,431	\$4,411
	075 PLACEMENT OF TRANSVENOUS CATHETERS	1	\$3,846	\$1,859
	076 DIAGNOSTIC CARDIAC CATHETERIZATION	3	\$4,292	\$3,200
	080 MINOR VASCULAR REPAIR AND FISTULA CONSTRUCTION	46	\$3,266	\$3,583
	081 SECONDARY VARICOSE VEINS AND VASCULAR INJECTION	5	\$2,367	\$3,224
	082 VASCULAR LIGATION	20	\$3,929	\$3,615
05	HEMATOLOGIC, LYMPHATIC, AND ENDOCRINE	28	\$2,460	\$2,960
	095 DEEP LYMPH STRUCTURE AND THYROID PROCEDURES	28	\$2,460	\$3,516
06	DIGESTIVE SYSTEM	2,678	\$1,098	\$1,572
	113 ANOSCOPY WITH BIOPSY AND DIAGNOSTIC PROCTOSIGMOIDOSCOPY	103	\$262	\$592
	114 PROCTOSIGMOIDOSCOPY WITH EXCISION OR BIOPSY	45	\$533	\$671
	115 DIAGNOSTIC UPPER GI ENDOSCOPY OR INTUBATION	520	\$574	\$827
	116 THERAPEUTIC UPPER GI ENDOSCOPY OR INTUBATION	137	\$870	\$1,177
	117 LOWER GASTROINTESTINAL ENDOSCOPY	1,428	\$552	\$860
	118 ERCP AND MISCELLANEOUS GI ENDOSCOPY PROCEDURES	29	\$1,601	\$2,194
	119 HERNIA AND HYDROCELE PROCEDURES	185	\$2,855	\$2,637
	120 COMPLEX ANAL AND RECTAL PROCEDURES	15	\$1,995	\$2,094
	121 SIMPLE ANAL AND RECTAL PROCEDURES	12	\$1,523	\$1,884
	122 MISCELLANEOUS ABDOMINAL PROCEDURES	6	\$1,399	\$2,210
	123 COMPLEX LAPAROSCOPIC PROCEDURES	196	\$5,317	\$4,623

AMB ST 1-5

UTAH HOSPITAL AND FREESTANDING AMBULATORY SURGERY CENTER (FASC) UTILIZATION AND CHARGE PROFILE OF OUTPATIENT SURGERY, 2002
 PROCEDURE APG CATEGORY, PROCEDURE APG, SINGLE APG ONLY

140 Dixie Regional Medical Center

procedure APG category	Procedure APG	TOTAL #	AVE TOT CHRGR	AVE TOT CHRGR(ALL Hospitals)
	124 SIMPLE LAPAROSCOPIC PROCEDURES	2	\$5,038	\$6,301
07	URINARY SYSTEM	120	\$2,439	\$3,060
	133 URINARY CATHETERIZATION AND DILATATION	1	\$2,476	\$2,620
	134 COMPLEX CYSTOURETHROSCOPY AND LITHOLAPAXY	76	\$2,654	\$3,123
	135 MODERATE CYSTOURETHROSCOPY	29	\$2,225	\$2,505
	136 SIMPLE CYSTOURETHROSCOPY	8	\$1,369	\$1,505
	137 COMPLEX URETHRAL PROCEDURES	2	\$1,637	\$2,659
	138 SIMPLE URETHRAL PROCEDURES	4	\$2,439	\$1,774
08	MALE GENITAL SYSTEM	63	\$2,668	\$2,312
	151 TESTICULAR AND EPIDIDYMAL PROCEDURES	26	\$1,816	\$2,147
	152 INSERTION OF PENILE PROSTHESIS	6	\$10,033	\$10,127
	153 COMPLEX PENILE PROCEDURES	3	\$5,466	\$2,333
	154 SIMPLE PENILE PROCEDURES	28	\$1,582	\$1,239
09	FEMALE GENITAL SYSTEM	71	\$2,546	\$2,440
	176 COMPLEX FEMALE REPRODUCTIVE PROCEDURES	15	\$3,211	\$3,888
	177 SIMPLE FEMALE REPRODUCTIVE PROCEDURES	30	\$2,609	\$2,279
	178 DILATION AND CURETTAGE	12	\$1,755	\$1,640
	179 HYSTEROSCOPY	13	\$2,453	\$2,869
	180 COLPOSCOPY	1	\$1,391	\$1,261
10	NERVOUS SYSTEM	218	\$1,307	\$1,212
	195 NERVOUS SYSTEM INJECTIONS, STIMULATIONS OR CRANIAL TAP	100	\$297	\$543
	196 REVISION AND REMOVAL OF NEUROLOGICAL DEVICE	3	\$3,025	\$3,648
	197 NEUROSTIMULATOR AND VENTRICULAR SHUNT IMPLANTATION	5	\$18,184	\$21,111
	198 NERVE REPAIR AND DESTRUCTION	101	\$1,492	\$1,869
	199 SPINAL TAP	9	\$512	\$857
11	EYE AND OCULAR ADNEXA	4	\$1,585	\$2,298
	220 STRABISMUS AND MUSCLE EYE PROCEDURES	1	\$2,074	\$1,590
	221 COMPLEX REPAIR AND PLASTIC PROCEDURES OF EYE	2	\$1,611	\$2,323
	222 SIMPLE REPAIR AND PLASTIC PROCEDURES OF EYE	1	\$1,043	\$1,230
12	FACIAL, EAR, NOSE, MOUTH AND THROAT	530	\$1,313	\$1,870
	233 NASAL CAUTERIZATION AND PACKING	3	\$1,093	\$1,788
	234 COMPLEX FACIAL AND ENT PROCEDURES	26	\$2,470	\$3,757
	235 SIMPLE FACIAL AND ENT PROCEDURES	281	\$896	\$1,293
	236 TONSIL AND ADENOID PROCEDURES	220	\$1,713	\$1,733

SOURCE: Utah Ambulatory Surgery Database
 Utah Health Data Committee/Office of Health Care Statistics

AMB ST 1-6

UTAH HOSPITAL AND FREESTANDING AMBULATORY SURGERY CENTER (FASC) UTILIZATION AND CHARGE PROFILE OF OUTPATIENT SURGERY, 2002
 NUMBER OF SELECTED AMBULATORY SURGERY PATIENT VISITS BY PATIENT PROFILE

140 Dixie Regional Medical Center

Patient Profile	Patient Visits		Patient Visits-All Hospitals	
	(#)	(%)	(#)	(%)
GENDER				
Female	4,567	51.7	99,046	54.3
Male	4,273	48.3	83,377	45.7
Unknown	0	0.0	1	0.0
Not Reported	0	0.0	3	0.0
AGE				
1-28 days	1	0.0	201	0.1
29-365 days	118	1.3	2,806	1.5
1-4 years	423	4.8	10,230	5.6
5-9	216	2.4	5,477	3.0
10-14	189	2.1	4,621	2.5
15-17	209	2.4	4,481	2.5
18-19	134	1.5	3,763	2.1
20-24	350	4.0	11,153	6.1
25-29	315	3.6	10,390	5.7
30-34	313	3.5	10,476	5.7
35-39	383	4.3	10,951	6.0
40-44	474	5.4	13,202	7.2
45-49	499	5.6	14,095	7.7
50-54	554	6.3	15,731	8.6
55-59	639	7.2	13,738	7.5
60-64	764	8.6	11,970	6.6
65-69	959	10.8	11,268	6.2
70-74	904	10.2	10,407	5.7
75-79	762	8.6	8,832	4.8
80-84	457	5.2	5,577	3.1
85-89	141	1.6	2,334	1.3
90 +	36	0.4	720	0.4
Not Reported	1	0.0	205	0.1
SOURCE OF ADMISSION				
Physician Referral	8,653	97.9	170,677	93.6
Clinic Referral	11	0.1	371	0.2
HMO Referral	0	0.0	163	0.1
Other Hospital	2	0.0	143	0.1
Skilled Nursing Facility	0	0.0	17	0.0
Other Health Care Facility	0	0.0	19	0.0
Emergency Room	174	2.0	3,138	1.7
Court/Law Enforcement	0	0.0	4	0.0
Unknown	0	0.0	3,312	1.8
Not Reported	0	0.0	4,583	2.5

(Continued)

AMB ST 1-6

UTAH HOSPITAL AND FREESTANDING AMBULATORY SURGERY CENTER (FASC) UTILIZATION AND CHARGE PROFILE OF OUTPATIENT SURGERY, 2002
 NUMBER OF SELECTED AMBULATORY SURGERY PATIENT VISITS BY PATIENT PROFILE

140 Dixie Regional Medical Center

Patient Profile	Patient Visits		Patient Visits-All Hospitals	
	(#)	(%)	(#)	(%)
DISCHARGE STATUS				
Home or Self Care	8,801	99.6	181,621	99.6
Another Hospital	21	0.2	132	0.1
Skilled Nursing Facility	1	0.0	207	0.1
Intermediate Care Facility	0	0.0	14	0.0
Another Type of Institution	0	0.0	41	0.0
Under Care of Home Service	16	0.2	184	0.1
Left Against Medical Advice	0	0.0	13	0.0
Under Care of Home IV Provider	0	0.0	8	0.0
Expired	0	0.0	6	0.0
Unknown	1	0.0	189	0.1
Not Reported	0	0.0	12	0.0
PRIMARY PAYER				
Medicare	3,346	37.9	39,406	21.6
Medicaid	703	8.0	12,181	6.7
Other government	82	0.9	2,765	1.5
Blue Cross/Blue Shield	1,072	12.1	25,235	13.8
Other Commercial	738	8.3	17,505	9.6
Managed Care(HMO, PPO)	2,462	27.9	77,069	42.2
Self Pay	184	2.1	2,955	1.6
Industrial & Worker Comp	186	2.1	3,998	2.2
Charity and Unclassified	4	0.0	123	0.1
Childrens Health Insurance	9	0.1	346	0.2
Unknown	54	0.6	703	0.4
Not Reported	0	0.0	141	0.1
LOCAL HEALTH DISTRICT OF PATIENT RESIDENCE				
Bear River	5	0.1	12,345	6.8
Central Utah	54	0.6	6,772	3.7
Davis County	10	0.1	19,304	10.6
Salt Lake County	35	0.4	62,264	34.1
Southeastern Utah	15	0.2	4,319	2.4
Southwest Utah	7,422	84.0	11,788	6.5
Summit County	0	0.0	1,676	0.9
Tooele County	4	0.0	3,248	1.8
Tri-County	8	0.1	4,686	2.6
Utah County	15	0.2	31,011	17.0
Wasatch County	1	0.0	1,317	0.7
Weber County	5	0.1	15,685	8.6
Unknown Utah	2	0.0	56	0.0
Outside Utah	1,259	14.2	7,881	4.3
Unknown, Not Reported	5	0.1	75	0.0

SOURCE: Utah Ambulatory Surgery Database,
 Utah Health Data Committee/Office of Health Care Statistics.

AMB ST 1-1

UTAH HOSPITAL AND FREESTANDING AMBULATORY SURGERY CENTER (FASC) UTILIZATION AND CHARGE PROFILE OF OUTPATIENT SURGERY, 2002
 NUMBER OF CPT-4 AND ICD-9 PROCEDURES BY SELECTED AMBULATORY SURGERY REPORTING CATEGORY

115 Fillmore Community Medical Center

Reporting Category (ICD-9-CM CODES)	Procedures Performed		Procedures Performed-All Hospitals	
	(#)	(%)	(#)	(%)
Reporting Category (ICD-9-CM CODES)	171	100.0	300,948	100.0
Mastectomy (85.0-85.99)	1	0.6	6,951	2.3
Musculoskeletal (76.0-84.99)	4	2.3	53,689	17.8
Respiratory (30.0-34.99)	0	0.0	2,595	0.9
Cardiovascular (35.0-39.99)	1	0.6	13,957	4.6
Lymphatic/Hemetic (40.0-41.99)	0	0.0	2,092	0.7
Digestive System (42.0-54.99)	89	52.0	79,482	26.4
Urinary (55.0-59.99)	0	0.0	7,394	2.5
Male Genital (60.0-64.99)	1	0.6	3,824	1.3
Female Genital (65.0-71.99)	13	7.6	12,874	4.3
Endocrine/Nervous (01.0-07.99)	6	3.5	19,288	6.4
Eye (08.0-16.99)	0	0.0	19,110	6.3
Ear (18.0-20.99)	31	18.1	14,450	4.8
Nose, Mouth, Pharynx (21.0-29.99)	16	9.4	29,272	9.7
Other*	9	5.3	35,970	12.0
Reporting Category (CPT-4 CODES)	170	100.0	363,184	100.0
Mastectomy (19120-19220)	0	0.0	3,282	0.9
Musculoskeletal (20000-29909)	5	2.9	49,166	13.5
Respiratory (30000-32999)	0	0.0	12,335	3.4
Cardiovascular (33010-37799 & 93501-93660)	3	1.8	30,942	8.5
Lymphatic/Hemetic (38100-38999)	0	0.0	1,669	0.5
Diaphragm (39501-39599)	0	0.0	3	0.0
Digestive System (40490-49999)	102	60.0	84,020	23.1
Urinary (50010-53899)	0	0.0	8,260	2.3
Male Genital (54000-55899)	2	1.2	3,300	0.9
Female Genital (56405-58999)	7	4.1	8,683	2.4
Endocrine/Nervous (60000-64999)	5	2.9	17,357	4.8
Eye (65091-68899)	0	0.0	10,599	2.9
Ear (69000-69979)	19	11.2	8,100	2.2
Other*	27	15.9	125,468	34.5

SOURCE: Utah Ambulatory Surgery Database

Utah Health Data Committee/Office of Health Care Statistics.

* Procedure falls outside reporting categories.

AMB ST 1-2

UTAH HOSPITAL AND FREESTANDING AMBULATORY SURGERY CENTER (FASC) UTILIZATION AND CHARGE PROFILE OF OUTPATIENT SURGERY, 2002
 MOST COMMONLY PERFORMED CPT-4 AND ICD-9 PROCEDURES

115 Fillmore Community Medical Center

ICD-9 CODE	ICD-9 DESCRIPTION	#	%	% ALL Hospitals
All ICD-9 Procedures		171	100.0	100.0
2001	MYRINGOTOMY W/INSRT TUBE	28	16.4	3.82
4523	COLONOSCOPY	27	15.8	4.95
283	TONSILLECTOMY W/ADENOIDECTOMY	15	8.8	1.61
4516	ESOPHAGOGASTRODUODENOSCPY-CLO BX	15	8.8	4.22
4525	CLO [ENDO] BX LG INTESTINE	15	8.8	1.85
0443	RELEASE CARPAL TUNNEL	6	3.5	1.12
4513	OTH ENDO SM INTESTINE	6	3.5	1.87
4543	ENDO DEST OTH LES/TISS LG INTEST	6	3.5	0.06
5421	LAPAROSCOPY	5	2.9	0.60
6952	ASPIR CURET FOLLOWING DELIV/AB	5	2.9	0.48
6959	OTH ASPIR CURET UTERUS	5	2.9	0.05
201	REMOV TYMPANOSTOMY TUBE	3	1.8	0.19
5123	LAP CHOLEY	3	1.8	1.92
8753	INTRAOP CHOLANGIOGRAM	3	1.8	1.09
9903	OTH TRANSFUS WHOLE BLD	3	1.8	0.00
4824	CLO [ENDO] BX RECTUM	2	1.2	0.36
5303	UNILAT REPR DIRECT ING HERN-GFT	2	1.2	0.38
6632	OTH BILAT LIG-DIVIS FALLOPIAN TUBES	2	1.2	0.01
282	TONSILLECTOMY WO ADENOIDECTOMY	1	0.6	0.67
3863	OTH EXC UPPER LIMB VESSELS	1	0.6	0.00

CPT-4 CODE	CPT-4 DESCRIPTION	#	%	% ALL Hospitals
All CPT-4 Procedures		170	100.0	100.0
45378	COLONOSCOPY FLEX; DX-SEP PROC	27	15.9	3.53
45380	COLONOSCOPY FLEX; W/BX 1/MX	18	10.6	1.47
43239	UGI ENDO; W/BX 1/MX	14	8.2	3.22
69436	TYMPANOSTOMY GENERAL ANESTHESIA	14	8.2	1.65
42820	T&A; UNDER AGE 12	11	6.5	1.02
43235	UGI ENDO; DX W/WO CLCT SPECMN-SP	6	3.5	0.99
58120	DILATION & CURET DX &/ THERAPEUT	5	2.9	0.24
64721	NEUROPLASTY; MEDIAN @ CARPAL TUN	5	2.9	0.60
69424	VENTILATING TUBE REMV RQR GEN AN	5	2.9	0.07
42821	T&A; AGE 12 OR OVER	4	2.4	0.25
49650	LAPARSCPY SURG; REPR INIT ING HE	4	2.4	0.15
76856	US PELVIC B-SCAN W/IMAG DOC; CMP	4	2.4	0.03
45383	COLONOSCOPY FLEX; W/ABLAT LES	3	1.8	0.09
47563	LAPARSCPY SURG; CHOLECT W/CHOLAN	3	1.8	0.89
88305	LEVEL IV - SURG PATH GROSS&MIC E	3	1.8	1.89
G0001	ROUTINE VENIPUNCT CLCT SPECIMEN	3	1.8	0.69
36430	TRANSFUSION BLOOD/BLOOD COMPONEN	2	1.2	0.21
45385	COLONOSCOPY FLEX; W/REMV LES-SNA	2	1.2	2.05
49659	UNLISTED LAP PROC-HERNIOPLSTY/OT	2	1.2	0.06
58600	LIG FALLOPION TUBE ABD/VAG UNI/B	2	1.2	0.01

SOURCE: Utah Ambulatory Surgery Database
 Utah Health Data Committee/Office of Health Care Statistics

AMB ST 1-3

UTAH HOSPITAL AND FREESTANDING AMBULATORY SURGERY CENTER (FASC) UTILIZATION AND CHARGE PROFILE OF OUTPATIENT SURGERY, 2002
 AVERAGE TOTAL CHARGES FOR MOST COMMONLY PERFORMED CPT-4 AND ICD-9 PROCEDURES, SINGLE ICD-9 OR CPT-4 ONLY

115 Fillmore Community Medical Center

ICD-9 CODE	ICD-9 DESCRIPTION	#	AVE TOT CHR	AVE TOT CHR(ALL Hospitals)
ICD-9 Procedures		103	\$1,446	\$2,254
4523	COLONOSCOPY	24	\$878	\$782
283	TONSILLECTOMY W/ADENOIDECTOMY	14	\$2,230	\$1,655
4525	CLO [ENDO] BX LG INTESTINE	14	\$1,328	\$1,109
4516	ESOPHAGOGASTRODUODENOSCPY-CLO BX	13	\$1,052	\$938
0443	RELEASE CARPAL TUNNEL	6	\$1,479	\$1,705
4543	ENDO DEST OTH LES/TISS LG INTEST	6	\$1,548	\$1,120
4513	OTH ENDO SM INTESTINE	5	\$897	\$756
6952	ASPIR CURET FOLLOWING DELIV/AB	4	\$1,780	\$1,722
6959	OTH ASPIR CURET UTERUS	4	\$1,581	\$1,814
6632	OTH BILAT LIG-DIVIS FALLOPIAN TUBES	2	\$2,638	\$2,688
201	REMOV TYMPANOSTOMY TUBE	1	\$1,669	\$954
282	TONSILLECTOMY WO ADENOIDECTOMY	1	\$3,143	\$1,956
4524	FLEX SIGMOIDOSCOPY	1	\$759	\$456
4824	CLO [ENDO] BX RECTUM	1	\$1,481	\$1,051
5361	INCIS HERN REPR W/PROSTH	1	\$2,566	\$4,106
631	EXC VARICOCELE-HYDROCELE SPERM CORD	1	\$2,794	\$1,998
6909	OTH D&C UTERUS	1	\$1,666	\$1,868
7798	TOT OSTEC-TARSALS & METATARSALS	1	\$2,557	\$2,290
7902	CLO REDUC FX WO INT FIX-RADIUS-ULNA	1	\$2,107	\$1,947
8332	EXC LES MUSC	1	\$2,509	\$2,329

CPT-4 CODE	CPT-4 DESCRIPTION	#	AVE TOT CHR	AVE TOT CHR(ALL Hospitals)
CPT-4 Procedures		112	\$1,511	\$2,003
45378	COLONOSCOPY FLEX; DX-SEP PROC	21	\$877	\$741
45380	COLONOSCOPY FLEX; W/BX 1/MX	15	\$1,329	\$1,052
69436	TYMPANOSTOMY GENERAL ANESTHESIA	14	\$1,205	\$934
43239	UGI ENDO; W/BX 1/MX	12	\$1,037	\$889
42820	T&A; UNDER AGE 12	10	\$2,028	\$1,610
43235	UGI ENDO; DX W/WO CLCT SPECMN-SP	6	\$953	\$661
58120	DILATION & CURET DX &/ THERAPEUT	5	\$1,598	\$1,627
64721	NEUROPLASTY; MEDIAN @ CARPAL TUN	5	\$1,381	\$1,670
42821	T&A; AGE 12 OR OVER	4	\$2,737	\$1,830
49650	LAPARSCPY SURG; REPR INIT ING HE	4	\$3,556	\$4,628
58600	LIG FALLOPION TUBE ABD/VAG UNI/B	2	\$2,638	\$2,575
88305	LEVEL IV - SURG PATH GROSS&MIC E	2	\$1,463	\$1,372
23076	EXC SFT TISS TUMR SHLDR; DEEP/IM	1	\$2,509	\$2,118
25565	CLOS TX RADIAL & ULNA FX; W/MANI	1	\$2,107	\$2,073
28315	SESAMOIDECTOMY FIRST TOE	1	\$2,557	\$2,256
29848	ENDO WRST SURG REL TRNS CARP LIG	1	\$1,969	\$1,969
42826	TONSILLECTOMY PRIM/SEC; AGE 12/O	1	\$3,143	\$2,061
43247	UGI ENDO; W/REMOVAL FB	1	\$994	\$1,102
45330	SIGMOIDOSCOPY FLEX; DX-SEP PROC	1	\$759	\$408
45383	COLONOSCOPY FLEX; W/ABLAT LES	1	\$1,371	\$863

SOURCE: Utah Ambulatory Surgery Database
 Utah Health Data Committee/Office of Health Care Statistics

AMB ST 1-4

UTAH HOSPITAL AND FREESTANDING AMBULATORY SURGERY CENTER (FASC) UTILIZATION AND CHARGE PROFILE OF OUTPATIENT SURGERY, 2002
PROCEDURE APG CATEGORY, PROCEDURE APG

115 Fillmore Community Medical Center

Procedure APG category	Procedure APG	TOTAL #	TOTAL # (ALL Hospitals)
01	INTEGUMENTARY SYSTEM	2	13,519
	007 COMPLEX EXCISION, BIOPSY AND DEBRIDEMENT	1	1,731
	008 SIMPLE EXCISION AND BIOPSY	1	1,756
02	MUSCULOSKELETAL SYSTEM	4	42,903
	021 COMPLEX MUSCULOSKELETAL PROCEDURES EXCLUDING HAND AND FOOT	1	5,617
	024 SIMPLE HAND AND FOOT MUSCULOSKELETAL PROCEDURES	1	9,596
	025 ARTHROSCOPY	1	17,119
	029 CLOSED TREATMENT FX & DISLOCATION EXC FINGER, TOE & TRUNK	1	627
04	CARDIOVASCULAR SYSTEM	1	23,208
	081 SECONDARY VARICOSE VEINS AND VASCULAR INJECTION	1	296
05	HEMATOLOGIC, LYMPHATIC, AND ENDOCRINE	2	2,265
	097 TRANSFUSION	2	757
06	DIGESTIVE SYSTEM	86	71,902
	113 ANOSCOPY WITH BIOPSY AND DIAGNOSTIC PROCTOSIGMOIDOSCOPY	1	820
	115 DIAGNOSTIC UPPER GI ENDOSCOPY OR INTUBATION	20	15,392
	116 THERAPEUTIC UPPER GI ENDOSCOPY OR INTUBATION	1	3,826
	117 LOWER GASTROINTESTINAL ENDOSCOPY	52	27,082
	119 HERNIA AND HYDROCELE PROCEDURES	2	6,810
	121 SIMPLE ANAL AND RECTAL PROCEDURES	1	464
	123 COMPLEX LAPAROSCOPIC PROCEDURES	9	13,216
08	MALE GENITAL SYSTEM	2	2,946
	151 TESTICULAR AND EPIDIDYMAL PROCEDURES	2	1,341
09	FEMALE GENITAL SYSTEM	6	4,976
	173 TREATMENT OF SPONTANEOUS ABORTION	1	417
	178 DILATION AND CURETTAGE	5	891
10	NERVOUS SYSTEM	5	14,776
	198 NERVE REPAIR AND DESTRUCTION	5	4,022
12	FACIAL, EAR, NOSE, MOUTH AND THROAT	35	28,144
	235 SIMPLE FACIAL AND ENT PROCEDURES	19	15,563
	236 TONSIL AND ADENOID PROCEDURES	16	7,583

SOURCE: Utah Ambulatory Surgery Database
Utah Health Data Committee/Office of Health Care Statistics

AMB ST 1-5

UTAH HOSPITAL AND FREESTANDING AMBULATORY SURGERY CENTER (FASC) UTILIZATION AND CHARGE PROFILE OF OUTPATIENT SURGERY, 2002
 PROCEDURE APG CATEGORY, PROCEDURE APG, SINGLE APG ONLY

115 Fillmore Community Medical Center

Procedure APG category	Procedure APG	TOTAL #	AVE TOT CHRGR	AVE TOT CHRGR(ALL Hospitals)
01	INTEGUMENTARY SYSTEM	1	\$2,509	\$2,141
	007 COMPLEX EXCISION, BIOPSY AND DEBRIDEMENT	1	\$2,509	\$2,263
02	MUSCULOSKELETAL SYSTEM	3	\$2,211	\$2,888
	024 SIMPLE HAND AND FOOT MUSCULOSKELETAL PROCEDURES	1	\$2,557	\$2,059
	025 ARTHROSCOPY	1	\$1,969	\$3,554
	029 CLOSED TREATMENT FX & DISLOCATION EXC FINGER, TOE & TRUNK	1	\$2,107	\$2,107
06	DIGESTIVE SYSTEM	64	\$1,313	\$1,572
	113 ANOSCOPY WITH BIOPSY AND DIAGNOSTIC PROCTOSIGMOIDOSCOPY	1	\$759	\$592
	115 DIAGNOSTIC UPPER GI ENDOSCOPY OR INTUBATION	18	\$1,009	\$827
	116 THERAPEUTIC UPPER GI ENDOSCOPY OR INTUBATION	1	\$994	\$1,177
	117 LOWER GASTROINTESTINAL ENDOSCOPY	38	\$1,098	\$860
	123 COMPLEX LAPAROSCOPIC PROCEDURES	6	\$3,734	\$4,623
09	FEMALE GENITAL SYSTEM	5	\$1,598	\$2,440
	178 DILATION AND CURETTAGE	5	\$1,598	\$1,640
10	NERVOUS SYSTEM	5	\$1,381	\$1,212
	198 NERVE REPAIR AND DESTRUCTION	5	\$1,381	\$1,869
12	FACIAL, EAR, NOSE, MOUTH AND THROAT	30	\$1,764	\$1,870
	235 SIMPLE FACIAL AND ENT PROCEDURES	15	\$1,236	\$1,293
	236 TONSIL AND ADENOID PROCEDURES	15	\$2,291	\$1,733

AMB ST 1-6

UTAH HOSPITAL AND FREESTANDING AMBULATORY SURGERY CENTER (FASC) UTILIZATION AND CHARGE PROFILE OF OUTPATIENT SURGERY, 2002
 NUMBER OF SELECTED AMBULATORY SURGERY PATIENT VISITS BY PATIENT PROFILE

115 Fillmore Community Medical Center

Patient Profile	Patient Visits		Patient Visits-All Hospitals	
	(#)	(%)	(#)	(%)
GENDER				
Female	66	48.5	99,046	54.3
Male	70	51.5	83,377	45.7
Unknown	0	0.0	1	0.0
Not Reported	0	0.0	3	0.0
AGE				
1-28 days	0	0.0	201	0.1
29-365 days	3	2.2	2,806	1.5
1-4 years	15	11.0	10,230	5.6
5-9	6	4.4	5,477	3.0
10-14	2	1.5	4,621	2.5
15-17	3	2.2	4,481	2.5
18-19	1	0.7	3,763	2.1
20-24	9	6.6	11,153	6.1
25-29	7	5.1	10,390	5.7
30-34	1	0.7	10,476	5.7
35-39	9	6.6	10,951	6.0
40-44	9	6.6	13,202	7.2
45-49	5	3.7	14,095	7.7
50-54	6	4.4	15,731	8.6
55-59	12	8.8	13,738	7.5
60-64	10	7.4	11,970	6.6
65-69	16	11.8	11,268	6.2
70-74	3	2.2	10,407	5.7
75-79	13	9.6	8,832	4.8
80-84	3	2.2	5,577	3.1
85-89	2	1.5	2,334	1.3
90 +	1	0.7	720	0.4
Not Reported	0	0.0	205	0.1
SOURCE OF ADMISSION				
Physician Referral	134	98.5	170,677	93.6
Clinic Referral	0	0.0	371	0.2
HMO Referral	0	0.0	163	0.1
Other Hospital	0	0.0	143	0.1
Skilled Nursing Facility	0	0.0	17	0.0
Other Health Care Facility	0	0.0	19	0.0
Emergency Room	2	1.5	3,138	1.7
Court/Law Enforcement	0	0.0	4	0.0
Unknown	0	0.0	3,312	1.8
Not Reported	0	0.0	4,583	2.5

(Continued)

AMB ST 1-6

UTAH HOSPITAL AND FREESTANDING AMBULATORY SURGERY CENTER (FASC) UTILIZATION AND CHARGE PROFILE OF OUTPATIENT SURGERY, 2002
 NUMBER OF SELECTED AMBULATORY SURGERY PATIENT VISITS BY PATIENT PROFILE

115 Fillmore Community Medical Center

Patient Profile	Patient Visits		Patient Visits-All Hospitals	
	(#)	(%)	(#)	(%)
DISCHARGE STATUS				
Home or Self Care	136	100.0	181,621	99.6
Another Hospital	0	0.0	132	0.1
Skilled Nursing Facility	0	0.0	207	0.1
Intermediate Care Facility	0	0.0	14	0.0
Another Type of Institution	0	0.0	41	0.0
Under Care of Home Service	0	0.0	184	0.1
Left Against Medical Advice	0	0.0	13	0.0
Under Care of Home IV Provider	0	0.0	8	0.0
Expired	0	0.0	6	0.0
Unknown	0	0.0	189	0.1
Not Reported	0	0.0	12	0.0
PRIMARY PAYER				
Medicare	40	29.4	39,406	21.6
Medicaid	21	15.4	12,181	6.7
Other government	1	0.7	2,765	1.5
Blue Cross/Blue Shield	15	11.0	25,235	13.8
Other Commercial	8	5.9	17,505	9.6
Managed Care(HMO, PPO)	45	33.1	77,069	42.2
Self Pay	2	1.5	2,955	1.6
Industrial & Worker Comp	1	0.7	3,998	2.2
Charity and Unclassified	0	0.0	123	0.1
Childrens Health Insurance	0	0.0	346	0.2
Unknown	3	2.2	703	0.4
Not Reported	0	0.0	141	0.1
LOCAL HEALTH DISTRICT OF PATIENT RESIDENCE				
Bear River	0	0.0	12,345	6.8
Central Utah	128	94.1	6,772	3.7
Davis County	0	0.0	19,304	10.6
Salt Lake County	2	1.5	62,264	34.1
Southeastern Utah	0	0.0	4,319	2.4
Southwest Utah	3	2.2	11,788	6.5
Summit County	0	0.0	1,676	0.9
Tooele County	0	0.0	3,248	1.8
Tri-County	0	0.0	4,686	2.6
Utah County	0	0.0	31,011	17.0
Wasatch County	0	0.0	1,317	0.7
Weber County	0	0.0	15,685	8.6
Unknown Utah	0	0.0	56	0.0
Outside Utah	3	2.2	7,881	4.3
Unknown, Not Reported	0	0.0	75	0.0

SOURCE: Utah Ambulatory Surgery Database,
 Utah Health Data Committee/Office of Health Care Statistics.

AMB ST 1-1

UTAH HOSPITAL AND FREESTANDING AMBULATORY SURGERY CENTER (FASC) UTILIZATION AND CHARGE PROFILE OF OUTPATIENT SURGERY, 2002
 NUMBER OF CPT-4 AND ICD-9 PROCEDURES BY SELECTED AMBULATORY SURGERY REPORTING CATEGORY

110 Garfield Memorial Hospital and Clinics

Reporting Category (ICD-9-CM CODES)	Procedures Performed		Procedures Performed-All Hospitals	
	(#)	(%)	(#)	(%)
Reporting Category (ICD-9-CM CODES)	220	100.0	300,948	100.0
Mastectomy (85.0-85.99)	1	0.5	6,951	2.3
Musculoskeletal (76.0-84.99)	0	0.0	53,689	17.8
Respiratory (30.0-34.99)	0	0.0	2,595	0.9
Cardiovascular (35.0-39.99)	0	0.0	13,957	4.6
Lymphatic/Hemetic (40.0-41.99)	1	0.5	2,092	0.7
Digestive System (42.0-54.99)	179	81.4	79,482	26.4
Urinary (55.0-59.99)	0	0.0	7,394	2.5
Male Genital (60.0-64.99)	1	0.5	3,824	1.3
Female Genital (65.0-71.99)	1	0.5	12,874	4.3
Endocrine/Nervous (01.0-07.99)	5	2.3	19,288	6.4
Eye (08.0-16.99)	0	0.0	19,110	6.3
Ear (18.0-20.99)	20	9.1	14,450	4.8
Nose, Mouth, Pharynx (21.0-29.99)	12	5.5	29,272	9.7
Other*	0	0.0	35,970	12.0
Reporting Category (CPT-4 CODES)	217	100.0	363,184	100.0
Mastectomy (19120-19220)	1	0.5	3,282	0.9
Musculoskeletal (20000-29909)	0	0.0	49,166	13.5
Respiratory (30000-32999)	0	0.0	12,335	3.4
Cardiovascular (33010-37799 & 93501-93660)	0	0.0	30,942	8.5
Lymphatic/Hemetic (38100-38999)	1	0.5	1,669	0.5
Diaphragm (39501-39599)	0	0.0	3	0.0
Digestive System (40490-49999)	188	86.6	84,020	23.1
Urinary (50010-53899)	0	0.0	8,260	2.3
Male Genital (54000-55899)	1	0.5	3,300	0.9
Female Genital (56405-58999)	1	0.5	8,683	2.4
Endocrine/Nervous (60000-64999)	5	2.3	17,357	4.8
Eye (65091-68899)	0	0.0	10,599	2.9
Ear (69000-69979)	19	8.8	8,100	2.2
Other*	1	0.5	125,468	34.5

SOURCE: Utah Ambulatory Surgery Database

Utah Health Data Committee/Office of Health Care Statistics.

* Procedure falls outside reporting categories.

AMB ST 1-2

UTAH HOSPITAL AND FREESTANDING AMBULATORY SURGERY CENTER (FASC) UTILIZATION AND CHARGE PROFILE OF OUTPATIENT SURGERY, 2002
 MOST COMMONLY PERFORMED CPT-4 AND ICD-9 PROCEDURES

110 Garfield Memorial Hospital and Clinics

ICD-9 CODE	ICD-9 DESCRIPTION	#	%	% ALL Hospitals
All ICD-9 Procedures		220	100.0	100.0
4523	COLONOSCOPY	56	25.5	4.95
4513	OTH ENDO SM INTESTINE	39	17.7	1.87
4516	ESOPHAGOGASTRODUODENOSCPY-CLO BX	35	15.9	4.22
2001	MYRINGOTOMY W/INSRT TUBE	20	9.1	3.82
4525	CLO [ENDO] BX LG INTESTINE	20	9.1	1.85
4542	ENDO POLYPECTOMY LG INTESTINE	17	7.7	2.58
283	TONSILLECTOMY W/ADENOIDECTOMY	10	4.5	1.61
0443	RELEASE CARPAL TUNNEL	5	2.3	1.12
4341	ENDO EXC/DESTRUC LES/TISS STOMACH	5	2.3	0.15
4836	[ENDO] POLYPECTOMY RECTUM	3	1.4	0.75
282	TONSILLECTOMY WO ADENOIDECTOMY	2	0.9	0.67
4824	CLO [ENDO] BX RECTUM	2	0.9	0.36
4029	SIMPL EXC OTH LYMPHATIC STRUCT	1	0.5	0.02
5303	UNILAT REPR DIRECT ING HERN-GFT	1	0.5	0.38
5316	BIL REPR ING HERN DIRCT-INDRCT-GFT	1	0.5	0.04
631	EXC VARICOCELE-HYDROCELE SPERM CORD	1	0.5	0.15
6909	OTH D&C UTERUS	1	0.5	0.61
8521	LOC EXC LES BREAST	1	0.5	1.03

CPT-4 CODE	CPT-4 DESCRIPTION	#	%	% ALL Hospitals
All CPT-4 Procedures		217	100.0	100.0
45378	COLONOSCOPY FLEX; DX-SEP PROC	55	25.3	3.53
43235	UGI ENDO; DX W/WO CLCT SPECMN-SP	38	17.5	0.99
43239	UGI ENDO; W/BX 1/MX	35	16.1	3.22
45380	COLONOSCOPY FLEX; W/BX 1/MX	21	9.7	1.47
69436	TYMPANOSTOMY GENERAL ANESTHESIA	19	8.8	1.65
45385	COLONOSCOPY FLEX; W/REMV LES-SNA	18	8.3	2.05
42820	T&A; UNDER AGE 12	10	4.6	1.02
64721	NEUROPLASTY; MEDIAN @ CARPAL TUN	5	2.3	0.60
43251	UGI ENDO; W/REMV TUMOR/LES-SNARE	4	1.8	0.07
49505	REPR INIT ING HERNIA 5YR/MORE; R	3	1.4	0.79
19120	EXC BRST CYST TUMR/LES OPN M/F 1	1	0.5	0.60
38500	BX/EXCISION LYMPH NODE; OPEN SUP	1	0.5	0.07
42825	TONSILLECT PRIM/SEC; UNDER AGE 1	1	0.5	0.09
42826	TONSILLECTOMY PRIM/SEC; AGE 12/O	1	0.5	0.43
43250	UGI ENDO; W/REMV TUMOR/POLYP/LES	1	0.5	0.02
44376	SM INTEST ENDO W/ILEUM; DX-SEP P	1	0.5	0.03
55500	EXC HYDROCEL SPERM CRD UNI-SEP P	1	0.5	0.05
58120	DILATION & CURET DX &/ THERAPEUT	1	0.5	0.24
Q6	Q6	1	0.5	0.00

SOURCE: Utah Ambulatory Surgery Database
 Utah Health Data Committee/Office of Health Care Statistics

AMB ST 1-3

UTAH HOSPITAL AND FREESTANDING AMBULATORY SURGERY CENTER (FASC) UTILIZATION AND CHARGE PROFILE OF OUTPATIENT SURGERY, 2002
 AVERAGE TOTAL CHARGES FOR MOST COMMONLY PERFORMED CPT-4 AND ICD-9 PROCEDURES, SINGLE ICD-9 OR CPT-4 ONLY

110 Garfield Memorial Hospital and Clinics

ICD-9 CODE	ICD-9 DESCRIPTION	#	AVE TOT CHR	AVE TOT CHR(ALL Hospitals)
ICD-9 Procedures		147	\$1,224	\$2,254
4523	COLONOSCOPY	44	\$1,075	\$782
4516	ESOPHAGOGASTRODUODENOSCPY-CLO BX	29	\$1,039	\$938
4513	OTH ENDO SM INTESTINE	26	\$936	\$756
4525	CLO [ENDO] BX LG INTESTINE	12	\$1,169	\$1,109
283	TONSILLECTOMY W/ADENOIDECTOMY	10	\$1,938	\$1,655
4542	ENDO POLYPECTOMY LG INTESTINE	9	\$1,402	\$1,037
0443	RELEASE CARPAL TUNNEL	5	\$1,340	\$1,705
282	TONSILLECTOMY WO ADENOIDECTOMY	2	\$1,669	\$1,956
4341	ENDO EXC/DESTRUC LES/TISS STOMACH	2	\$1,526	\$972
4029	SIMPL EXC OTH LYMPHATIC STRUCT	1	\$1,767	\$2,218
4824	CLO [ENDO] BX RECTUM	1	\$1,263	\$1,051
4836	[ENDO] POLYPECTOMY RECTUM	1	\$1,473	\$1,034
5303	UNILAT REPR DIRECT ING HERN-GFT	1	\$3,006	\$3,023
5316	BIL REPR ING HERN DIRCT-INDRCT-GFT	1	\$4,643	\$4,585
631	EXC VARICOCELE-HYDROCELE SPERM CORD	1	\$2,420	\$1,998
6909	OTH D&C UTERUS	1	\$2,125	\$1,868
8521	LOC EXC LES BREAST	1	\$2,312	\$2,019

CPT-4 CODE	CPT-4 DESCRIPTION	#	AVE TOT CHR	AVE TOT CHR(ALL Hospitals)
CPT-4 Procedures		146	\$1,200	\$2,003
45378	COLONOSCOPY FLEX; DX-SEP PROC	42	\$1,076	\$741
43239	UGI ENDO; W/BX 1/MX	29	\$1,039	\$889
43235	UGI ENDO; DX W/WO CLCT SPECMN-SP	26	\$936	\$661
45380	COLONOSCOPY FLEX; W/BX 1/MX	14	\$1,174	\$1,052
42820	T&A; UNDER AGE 12	10	\$1,938	\$1,610
45385	COLONOSCOPY FLEX; W/REMV LES-SNA	10	\$1,409	\$947
64721	NEUROPLASTY; MEDIAN @ CARPAL TUN	5	\$1,340	\$1,670
43251	UGI ENDO; W/REMV TUMOR/LES-SNARE	2	\$1,526	\$977
19120	EXC BRST CYST TUMR/LES OPN M/F 1	1	\$2,312	\$1,911
38500	BX/EXCISION LYMPH NODE; OPEN SUP	1	\$1,767	\$2,509
42825	TONSILLECT PRIM/SEC; UNDER AGE 1	1	\$1,389	\$1,687
42826	TONSILLECTOMY PRIM/SEC; AGE 12/O	1	\$1,948	\$2,061
49505	REPR INIT ING HERNIA 5YR/MORE; R	1	\$3,006	\$2,803
55500	EXC HYDROCEL SPERM CRD UNI-SEP P	1	\$2,420	\$1,663
58120	DILATION & CURET DX &/ THERAPEUT	1	\$2,125	\$1,627
69436	TYMPANOSTOMY GENERAL ANESTHESIA	1	\$915	\$934

SOURCE: Utah Ambulatory Surgery Database
 Utah Health Data Committee/Office of Health Care Statistics

AMB ST 1-4

UTAH HOSPITAL AND FREESTANDING AMBULATORY SURGERY CENTER (FASC) UTILIZATION AND CHARGE PROFILE OF OUTPATIENT SURGERY, 2002
 PROCEDURE APG CATEGORY, PROCEDURE APG

110 Garfield Memorial Hospital and Clinics

Procedure APG category		TOTAL #	TOTAL # (ALL Hospitals)
Procedure APG			
01	INTEGUMENTARY SYSTEM	1	13,519
	011 SIMPLE INCISION AND EXCISION OF BREAST	1	3,917
05	HEMATOLOGIC, LYMPHATIC, AND ENDOCRINE	1	2,265
	095 DEEP LYMPH STRUCTURE AND THYROID PROCEDURES	1	1,385
06	DIGESTIVE SYSTEM	176	71,902
	115 DIAGNOSTIC UPPER GI ENDOSCOPY OR INTUBATION	73	15,392
	116 THERAPEUTIC UPPER GI ENDOSCOPY OR INTUBATION	5	3,826
	117 LOWER GASTROINTESTINAL ENDOSCOPY	94	27,082
	118 ERCP AND MISCELLANEOUS GI ENDOSCOPY PROCEDURES	1	1,441
	119 HERNIA AND HYDROCELE PROCEDURES	3	6,810
08	MALE GENITAL SYSTEM	1	2,946
	151 TESTICULAR AND EPIDIDYMAL PROCEDURES	1	1,341
09	FEMALE GENITAL SYSTEM	1	4,976
	178 DILATION AND CURETTAGE	1	891
10	NERVOUS SYSTEM	5	14,776
	198 NERVE REPAIR AND DESTRUCTION	5	4,022
12	FACIAL, EAR, NOSE, MOUTH AND THROAT	31	28,144
	235 SIMPLE FACIAL AND ENT PROCEDURES	19	15,563
	236 TONSIL AND ADENOID PROCEDURES	12	7,583

SOURCE: Utah Ambulatory Surgery Database
 Utah Health Data Committee/Office of Health Care Statistics

AMB ST 1-5

UTAH HOSPITAL AND FREESTANDING AMBULATORY SURGERY CENTER (FASC) UTILIZATION AND CHARGE PROFILE OF OUTPATIENT SURGERY, 2002
 PROCEDURE APG CATEGORY, PROCEDURE APG, SINGLE APG ONLY

110 Garfield Memorial Hospital and Clinics

Procedure APG category	Procedure APG	TOTAL #	AVE TOT CHRGR	AVE TOT CHRGR(ALL Hospitals)
01	INTEGUMENTARY SYSTEM	1	\$2,312	\$2,141
	011 SIMPLE INCISION AND EXCISION OF BREAST	1	\$2,312	\$1,987
05	HEMATOLOGIC, LYMPHATIC, AND ENDOCRINE	1	\$1,767	\$2,960
	095 DEEP LYMPH STRUCTURE AND THYROID PROCEDURES	1	\$1,767	\$3,516
06	DIGESTIVE SYSTEM	124	\$1,099	\$1,572
	115 DIAGNOSTIC UPPER GI ENDOSCOPY OR INTUBATION	55	\$991	\$827
	116 THERAPEUTIC UPPER GI ENDOSCOPY OR INTUBATION	2	\$1,526	\$1,177
	117 LOWER GASTROINTESTINAL ENDOSCOPY	66	\$1,148	\$860
	119 HERNIA AND HYDROCELE PROCEDURES	1	\$3,006	\$2,637
08	MALE GENITAL SYSTEM	1	\$2,420	\$2,312
	151 TESTICULAR AND EPIDIDYMAL PROCEDURES	1	\$2,420	\$2,147
09	FEMALE GENITAL SYSTEM	1	\$2,125	\$2,440
	178 DILATION AND CURETTAGE	1	\$2,125	\$1,640
10	NERVOUS SYSTEM	5	\$1,340	\$1,212
	198 NERVE REPAIR AND DESTRUCTION	5	\$1,340	\$1,869
12	FACIAL, EAR, NOSE, MOUTH AND THROAT	13	\$1,818	\$1,870
	235 SIMPLE FACIAL AND ENT PROCEDURES	1	\$915	\$1,293
	236 TONSIL AND ADENOID PROCEDURES	12	\$1,893	\$1,733

SOURCE: Utah Ambulatory Surgery Database
 Utah Health Data Committee/Office of Health Care Statistics

AMB ST 1-6

UTAH HOSPITAL AND FREESTANDING AMBULATORY SURGERY CENTER (FASC) UTILIZATION AND CHARGE PROFILE OF OUTPATIENT SURGERY, 2002
 NUMBER OF SELECTED AMBULATORY SURGERY PATIENT VISITS BY PATIENT PROFILE

110 Garfield Memorial Hospital and Clinics

Patient Profile	Patient Visits		Patient Visits-All Hospitals	
	(#)	(%)	(#)	(%)
GENDER				
Female	104	57.1	99,046	54.3
Male	78	42.9	83,377	45.7
Unknown	0	0.0	1	0.0
Not Reported	0	0.0	3	0.0
AGE				
1-28 days	0	0.0	201	0.1
29-365 days	2	1.1	2,806	1.5
1-4 years	10	5.5	10,230	5.6
5-9	7	3.8	5,477	3.0
10-14	3	1.6	4,621	2.5
15-17	5	2.7	4,481	2.5
18-19	2	1.1	3,763	2.1
20-24	5	2.7	11,153	6.1
25-29	1	0.5	10,390	5.7
30-34	6	3.3	10,476	5.7
35-39	7	3.8	10,951	6.0
40-44	4	2.2	13,202	7.2
45-49	9	4.9	14,095	7.7
50-54	15	8.2	15,731	8.6
55-59	18	9.9	13,738	7.5
60-64	19	10.4	11,970	6.6
65-69	23	12.6	11,268	6.2
70-74	23	12.6	10,407	5.7
75-79	14	7.7	8,832	4.8
80-84	8	4.4	5,577	3.1
85-89	1	0.5	2,334	1.3
90 +	0	0.0	720	0.4
Not Reported	0	0.0	205	0.1
SOURCE OF ADMISSION				
Physician Referral	181	99.5	170,677	93.6
Clinic Referral	1	0.5	371	0.2
HMO Referral	0	0.0	163	0.1
Other Hospital	0	0.0	143	0.1
Skilled Nursing Facility	0	0.0	17	0.0
Other Health Care Facility	0	0.0	19	0.0
Emergency Room	0	0.0	3,138	1.7
Court/Law Enforcement	0	0.0	4	0.0
Unknown	0	0.0	3,312	1.8
Not Reported	0	0.0	4,583	2.5

(Continued)

AMB ST 1-6

UTAH HOSPITAL AND FREESTANDING AMBULATORY SURGERY CENTER (FASC) UTILIZATION AND CHARGE PROFILE OF OUTPATIENT SURGERY, 2002
 NUMBER OF SELECTED AMBULATORY SURGERY PATIENT VISITS BY PATIENT PROFILE

110 Garfield Memorial Hospital and Clinics

Patient Profile	Patient Visits		Patient Visits-All Hospitals	
	(#)	(%)	(#)	(%)
DISCHARGE STATUS				
Home or Self Care	181	99.5	181,621	99.6
Another Hospital	0	0.0	132	0.1
Skilled Nursing Facility	0	0.0	207	0.1
Intermediate Care Facility	0	0.0	14	0.0
Another Type of Institution	0	0.0	41	0.0
Under Care of Home Service	1	0.5	184	0.1
Left Against Medical Advice	0	0.0	13	0.0
Under Care of Home IV Provider	0	0.0	8	0.0
Expired	0	0.0	6	0.0
Unknown	0	0.0	189	0.1
Not Reported	0	0.0	12	0.0
PRIMARY PAYER				
Medicare	72	39.6	39,406	21.6
Medicaid	15	8.2	12,181	6.7
Other government	0	0.0	2,765	1.5
Blue Cross/Blue Shield	15	8.2	25,235	13.8
Other Commercial	15	8.2	17,505	9.6
Managed Care(HMO, PPO)	60	33.0	77,069	42.2
Self Pay	4	2.2	2,955	1.6
Industrial & Worker Comp	0	0.0	3,998	2.2
Charity and Unclassified	0	0.0	123	0.1
Childrens Health Insurance	0	0.0	346	0.2
Unknown	1	0.5	703	0.4
Not Reported	0	0.0	141	0.1
LOCAL HEALTH DISTRICT OF PATIENT RESIDENCE				
Bear River	0	0.0	12,345	6.8
Central Utah	17	9.3	6,772	3.7
Davis County	0	0.0	19,304	10.6
Salt Lake County	0	0.0	62,264	34.1
Southeastern Utah	0	0.0	4,319	2.4
Southwest Utah	163	89.6	11,788	6.5
Summit County	0	0.0	1,676	0.9
Tooele County	0	0.0	3,248	1.8
Tri-County	0	0.0	4,686	2.6
Utah County	0	0.0	31,011	17.0
Wasatch County	0	0.0	1,317	0.7
Weber County	0	0.0	15,685	8.6
Unknown Utah	0	0.0	56	0.0
Outside Utah	2	1.1	7,881	4.3
Unknown, Not Reported	0	0.0	75	0.0

SOURCE: Utah Ambulatory Surgery Database,
 Utah Health Data Committee/Office of Health Care Statistics.

AMB ST 1-1

UTAH HOSPITAL AND FREESTANDING AMBULATORY SURGERY CENTER (FASC) UTILIZATION AND CHARGE PROFILE OF OUTPATIENT SURGERY, 2002
 NUMBER OF CPT-4 AND ICD-9 PROCEDURES BY SELECTED AMBULATORY SURGERY REPORTING CATEGORY

129 Gunnison Valley Hospital

Reporting Category (ICD-9-CM CODES)	Procedures Performed		Procedures Performed-All Hospitals	
	(#)	(%)	(#)	(%)
Reporting Category (ICD-9-CM CODES)	1,016	100.0	300,948	100.0
Mastectomy (85.0-85.99)	35	3.4	6,951	2.3
Musculoskeletal (76.0-84.99)	8	0.8	53,689	17.8
Respiratory (30.0-34.99)	2	0.2	2,595	0.9
Cardiovascular (35.0-39.99)	0	0.0	13,957	4.6
Lymphatic/Hemetic (40.0-41.99)	5	0.5	2,092	0.7
Digestive System (42.0-54.99)	512	50.4	79,482	26.4
Urinary (55.0-59.99)	5	0.5	7,394	2.5
Male Genital (60.0-64.99)	16	1.6	3,824	1.3
Female Genital (65.0-71.99)	36	3.5	12,874	4.3
Endocrine/Nervous (01.0-07.99)	66	6.5	19,288	6.4
Eye (08.0-16.99)	69	6.8	19,110	6.3
Ear (18.0-20.99)	109	10.7	14,450	4.8
Nose, Mouth, Pharynx (21.0-29.99)	142	14.0	29,272	9.7
Other*	11	1.1	35,970	12.0
Reporting Category (CPT-4 CODES)	750	100.0	363,184	100.0
Mastectomy (19120-19220)	24	3.2	3,282	0.9
Musculoskeletal (20000-29909)	42	5.6	49,166	13.5
Respiratory (30000-32999)	18	2.4	12,335	3.4
Cardiovascular (33010-37799 & 93501-93660)	1	0.1	30,942	8.5
Lymphatic/Hemetic (38100-38999)	3	0.4	1,669	0.5
Diaphragm (39501-39599)	0	0.0	3	0.0
Digestive System (40490-49999)	471	62.8	84,020	23.1
Urinary (50010-53899)	8	1.1	8,260	2.3
Male Genital (54000-55899)	14	1.9	3,300	0.9
Female Genital (56405-58999)	23	3.1	8,683	2.4
Endocrine/Nervous (60000-64999)	11	1.5	17,357	4.8
Eye (65091-68899)	66	8.8	10,599	2.9
Ear (69000-69979)	43	5.7	8,100	2.2
Other*	26	3.5	125,468	34.5

SOURCE: Utah Ambulatory Surgery Database

Utah Health Data Committee/Office of Health Care Statistics.

* Procedure falls outside reporting categories.

AMB ST 1-2

UTAH HOSPITAL AND FREESTANDING AMBULATORY SURGERY CENTER (FASC) UTILIZATION AND CHARGE PROFILE OF OUTPATIENT SURGERY, 2002
 MOST COMMONLY PERFORMED CPT-4 AND ICD-9 PROCEDURES

129 Gunnison Valley Hospital

ICD-9 CODE	ICD-9 DESCRIPTION	#	%	% ALL Hospitals
All ICD-9 Procedures		1,016	100.0	100.0
4523	COLONOSCOPY	146	14.4	4.95
2001	MYRINGOTOMY W/INSRT TUBE	105	10.3	3.82
4513	OTH ENDO SM INTESTINE	80	7.9	1.87
5123	LAP CHOLEY	72	7.1	1.92
0443	RELEASE CARPAL TUNNEL	62	6.1	1.12
283	TONSILLECTOMY W/ADENOIDECTOMY	56	5.5	1.61
4516	ESOPHAGOGASTRODUODENOSCPY-CLO BX	50	4.9	4.22
1341	PHACOEMULSIFICATION-ASPIR CATARACT	48	4.7	1.53
4542	ENDO POLYPECTOMY LG INTESTINE	39	3.8	2.58
4466	ESOPHAGOGAST SPHINCTER COMPETENCE	34	3.3	0.10
282	TONSILLECTOMY WO ADENOIDECTOMY	27	2.7	0.67
8521	LOC EXC LES BREAST	25	2.5	1.03
5300	UNILAT REPR ING HERN-NOS	15	1.5	0.13
5305	UNILAT REPR ING HERN-GFT-NOS	13	1.3	0.14
1369	OTH CATARACT EXTRACT	11	1.1	0.04
1364	DISCISSION SECNDRY MEMBRN	10	1.0	0.31
2169	OTH TURBINECTOMY	10	1.0	0.65
6909	OTH D&C UTERUS	10	1.0	0.61
215	SUBMUCOUS RESECT NASAL SEPTUM	9	0.9	0.26
5349	OTH UMB HERNIORRHAPHY	9	0.9	0.32

CPT-4 CODE	CPT-4 DESCRIPTION	#	%	% ALL Hospitals
All CPT-4 Procedures		750	100.0	100.0
45378	COLONOSCOPY FLEX; DX-SEP PROC	111	14.8	3.53
43235	UGI ENDO; DX W/WO CLCT SPECMN-SP	78	10.4	0.99
47563	LAPARSCPY SURG; CHOLECT W/CHOLAN	46	6.1	0.89
66984	EXTRACAPSULAR CATARACT REMV IOL	46	6.1	1.23
69436	TYMPANOSTOMY GENERAL ANESTHESIA	40	5.3	1.65
29848	ENDO WRST SURG REL TRNS CARP LIG	35	4.7	0.22
42820	T&A; UNDER AGE 12	34	4.5	1.02
45385	COLONOSCOPY FLEX; W/REMV LES-SNA	34	4.5	2.05
49505	REPR INIT ING HERNIA 5YR/MORE; R	22	2.9	0.79
66821	DISCISSION 2ND CATARACT; LASER S	20	2.7	0.24
43280	LAP SURG-ESOPHAGOGASTRIC FUNDOPL	17	2.3	0.07
43239	UGI ENDO; W/BX 1/MX	16	2.1	3.22
19120	EXC BRST CYST TUMR/LES OPN M/F 1	14	1.9	0.60
49650	LAPARSCPY SURG; REPR INIT ING HE	11	1.5	0.15
42825	TONSILLECT PRIM/SEC; UNDER AGE 1	9	1.2	0.09
42826	TONSILLECTOMY PRIM/SEC; AGE 12/O	9	1.2	0.43
58120	DILATION & CURET DX &/ THERAPEUT	9	1.2	0.24
47562	LAPAROSCOPY SURGICAL; CHOLECT	8	1.1	0.63
64721	NEUROPLASTY; MEDIAN @ CARPAL TUN	8	1.1	0.60
45380	COLONOSCOPY FLEX; W/BX 1/MX	7	0.9	1.47

SOURCE: Utah Ambulatory Surgery Database
 Utah Health Data Committee/Office of Health Care Statistics

AMB ST 1-3

UTAH HOSPITAL AND FREESTANDING AMBULATORY SURGERY CENTER (FASC) UTILIZATION AND CHARGE PROFILE OF OUTPATIENT SURGERY, 2002
 AVERAGE TOTAL CHARGES FOR MOST COMMONLY PERFORMED CPT-4 AND ICD-9 PROCEDURES, SINGLE ICD-9 OR CPT-4 ONLY

129 Gunnison Valley Hospital

ICD-9 CODE	ICD-9 DESCRIPTION	#	AVE TOT CHRG	AVE TOT CHRG (ALL Hospitals)
ICD-9 Procedures		673	\$1,889	\$2,254
4523	COLONOSCOPY	123	\$1,076	\$782
5123	LAP CHOLEY	65	\$4,149	\$4,729
4513	OTH ENDO SM INTESTINE	61	\$1,007	\$756
1341	PHACOEMULSIFICATION-ASPIR CATARACT	48	\$2,034	\$2,225
4516	ESOPHAGOGASTRODUODENOSCPY-CLO BX	42	\$1,088	\$938
283	TONSILLECTOMY W/ADENOIDECTOMY	41	\$1,188	\$1,655
4542	ENDO POLYPECTOMY LG INTESTINE	36	\$1,299	\$1,037
4466	ESOPHAGOGAST SPHINCTER COMPETENCE	28	\$5,070	\$7,377
282	TONSILLECTOMY WO ADENOIDECTOMY	25	\$1,320	\$1,956
8521	LOC EXC LES BREAST	22	\$1,939	\$2,019
5300	UNILAT REPR ING HERN-NOS	14	\$2,211	\$1,873
0443	RELEASE CARPAL TUNNEL	12	\$1,734	\$1,705
1369	OTH CATARACT EXTRACT	11	\$847	\$466
1364	DISCISSION SECNDRY MEMBRN	10	\$1,108	\$527
6909	OTH D&C UTERUS	10	\$1,419	\$1,868
5305	UNILAT REPR ING HERN-GFT-NOS	9	\$3,112	\$3,273
4525	CLO [ENDO] BX LG INTESTINE	7	\$1,168	\$1,109
6902	D&C FOLLOWING DELIV/AB	7	\$1,821	\$1,984
5304	UNILAT REPR INDIRECT ING HERN-GFT	6	\$3,787	\$2,917
640	CIRCUMCISION	6	\$573	\$1,259

CPT-4 CODE	CPT-4 DESCRIPTION	#	AVE TOT CHRG	AVE TOT CHRG (ALL Hospitals)
CPT-4 Procedures		620	\$1,842	\$2,003
45378	COLONOSCOPY FLEX; DX-SEP PROC	102	\$1,098	\$741
43235	UGI ENDO; DX W/WO CLCT SPECMN-SP	70	\$981	\$661
66984	EXTRACAPSULAR CATARACT REMV IOL	46	\$2,104	\$2,599
47563	LAPARSCPY SURG; CHOLECT W/CHOLAN	45	\$4,173	\$4,959
45385	COLONOSCOPY FLEX; W/REMV LES-SNA	33	\$1,287	\$947
42820	T&A; UNDER AGE 12	30	\$1,219	\$1,610
29848	ENDO WRST SURG REL TRNS CARP LIG	23	\$1,973	\$1,969
66821	DISCISSION 2ND CATARACT; LASER S	20	\$978	\$576
49505	REPR INIT ING HERNIA 5YR/MORE; R	19	\$2,379	\$2,803
43280	LAP SURG-ESOPHAGOGASTRIC FUNDOPL	17	\$4,942	\$7,101
19120	EXC BRST CYST TUMR/LES OPN M/F 1	14	\$1,997	\$1,911
43239	UGI ENDO; W/BX 1/MX	13	\$1,337	\$889
69436	TYMPANOSTOMY GENERAL ANESTHESIA	10	\$1,089	\$934
42825	TONSILLECT PRIM/SEC; UNDER AGE 1	9	\$1,214	\$1,687
49650	LAPARSCPY SURG; REPR INIT ING HE	9	\$3,899	\$4,628
58120	DILATION & CURET DX &/ THERAPEUT	9	\$1,439	\$1,627
42826	TONSILLECTOMY PRIM/SEC; AGE 12/O	7	\$1,397	\$2,061
45380	COLONOSCOPY FLEX; W/BX 1/MX	7	\$1,168	\$1,052
47562	LAPAROSCOPY SURGICAL; CHOLECT	7	\$3,856	\$4,941
49651	LAPARSCPY SURG; REP RECUR ING HE	6	\$3,240	\$4,927

SOURCE: Utah Ambulatory Surgery Database
 Utah Health Data Committee/Office of Health Care Statistics

AMB ST 1-4

UTAH HOSPITAL AND FREESTANDING AMBULATORY SURGERY CENTER (FASC) UTILIZATION AND CHARGE PROFILE OF OUTPATIENT SURGERY, 2002
 PROCEDURE APG CATEGORY, PROCEDURE APG

129 Gunnison Valley Hospital

Procedure APG category	Procedure APG	TOTAL #	TOTAL # (ALL Hospitals)
01	INTEGUMENTARY SYSTEM	42	13,519
	002 SUPERFICIAL NEEDLE BIOPSY AND ASPIRATION	7	2,597
	007 COMPLEX EXCISION, BIOPSY AND DEBRIDEMENT	3	1,731
	008 SIMPLE EXCISION AND BIOPSY	5	1,756
	011 SIMPLE INCISION AND EXCISION OF BREAST	22	3,917
	012 BREAST RECONSTRUCTION AND MASTECTOMY	5	671
02	MUSCULOSKELETAL SYSTEM	37	42,903
	024 SIMPLE HAND AND FOOT MUSCULOSKELETAL PROCEDURES	2	9,596
	025 ARTHROSCOPY	35	17,119
03	RESPIRATORY SYSTEM	6	6,869
	052 NEEDLE AND CATHETER BIOPSY, ASPIRATION, LAVAGE AND INTUBATION	2	545
	053 COMPLEX ENDOSCOPY OF THE UPPER AIRWAY	4	4,423
04	CARDIOVASCULAR SYSTEM	1	23,208
	080 MINOR VASCULAR REPAIR AND FISTULA CONSTRUCTION	1	1,191
05	HEMATOLOGIC, LYMPHATIC, AND ENDOCRINE	3	2,265
	095 DEEP LYMPH STRUCTURE AND THYROID PROCEDURES	3	1,385
06	DIGESTIVE SYSTEM	415	71,902
	113 ANOSCOPY WITH BIOPSY AND DIAGNOSTIC PROCTOSIGMOIDOSCOPY	2	820
	114 PROCTOSIGMOIDOSCOPY WITH EXCISION OR BIOPSY	1	324
	115 DIAGNOSTIC UPPER GI ENDOSCOPY OR INTUBATION	94	15,392
	116 THERAPEUTIC UPPER GI ENDOSCOPY OR INTUBATION	7	3,826
	117 LOWER GASTROINTESTINAL ENDOSCOPY	167	27,082
	119 HERNIA AND HYDROCELE PROCEDURES	35	6,810
	120 COMPLEX ANAL AND RECTAL PROCEDURES	3	815
	123 COMPLEX LAPAROSCOPIC PROCEDURES	106	13,216
07	URINARY SYSTEM	6	6,921
	134 COMPLEX CYSTOURETHROSCOPY AND LITHOLAPAXY	1	2,910
	135 MODERATE CYSTOURETHROSCOPY	1	2,121
	136 SIMPLE CYSTOURETHROSCOPY	3	644
	137 COMPLEX URETHRAL PROCEDURES	1	97
08	MALE GENITAL SYSTEM	13	2,946
	151 TESTICULAR AND EPIDIDYMAL PROCEDURES	2	1,341
	154 SIMPLE PENILE PROCEDURES	5	896
	155 PROSTATE NEEDLE AND PUNCH BIOPSY	6	332
09	FEMALE GENITAL SYSTEM	17	4,976
	173 TREATMENT OF SPONTANEOUS ABORTION	4	417
	176 COMPLEX FEMALE REPRODUCTIVE PROCEDURES	1	675
	177 SIMPLE FEMALE REPRODUCTIVE PROCEDURES	1	1,182
	178 DILATION AND CURETTAGE	9	891
	180 COLPOSCOPY	2	184
10	NERVOUS SYSTEM	8	14,776
	198 NERVE REPAIR AND DESTRUCTION	8	4,022
11	EYE AND OCULAR ADNEXA	66	10,576
	213 LASER EYE PROCEDURES	20	963
	214 CATARACT PROCEDURES	46	4,643
12	FACIAL, EAR, NOSE, MOUTH AND THROAT	125	28,144
	233 NASAL CAUTERIZATION AND PACKING	1	182

AMB ST 1-4

UTAH HOSPITAL AND FREESTANDING AMBULATORY SURGERY CENTER (FASC) UTILIZATION AND CHARGE PROFILE OF OUTPATIENT SURGERY, 2002
 PROCEDURE APG CATEGORY, PROCEDURE APG

129 Gunnison Valley Hospital

procedure APG category	procedure APG	TOTAL #	TOTAL # (ALL Hospitals)
234	COMPLEX FACIAL AND ENT PROCEDURES	11	4,770
235	SIMPLE FACIAL AND ENT PROCEDURES	53	15,563
236	TONSIL AND ADENOID PROCEDURES	60	7,583

AMB ST 1-5

UTAH HOSPITAL AND FREESTANDING AMBULATORY SURGERY CENTER (FASC) UTILIZATION AND CHARGE PROFILE OF OUTPATIENT SURGERY, 2002
 PROCEDURE APG CATEGORY, PROCEDURE APG, SINGLE APG ONLY

129 Gunnison Valley Hospital

Procedure APG category	Procedure APG	TOTAL #	AVE TOT CHR	AVE TOT CHR(ALL Hospitals)
01	INTEGUMENTARY SYSTEM	34	\$1,684	\$2,141
	002 SUPERFICIAL NEEDLE BIOPSY AND ASPIRATION	6	\$573	\$1,559
	007 COMPLEX EXCISION, BIOPSY AND DEBRIDEMENT	2	\$1,742	\$2,263
	008 SIMPLE EXCISION AND BIOPSY	3	\$1,621	\$2,174
	011 SIMPLE INCISION AND EXCISION OF BREAST	22	\$1,980	\$1,987
	012 BREAST RECONSTRUCTION AND MASTECTOMY	1	\$1,912	\$3,739
02	MUSCULOSKELETAL SYSTEM	24	\$1,970	\$2,888
	024 SIMPLE HAND AND FOOT MUSCULOSKELETAL PROCEDURES	1	\$1,899	\$2,059
	025 ARTHROSCOPY	23	\$1,973	\$3,554
03	RESPIRATORY SYSTEM	2	\$515	\$1,741
	052 NEEDLE AND CATHETER BIOPSY, ASPIRATION, LAVAGE AND INTUBATION	2	\$515	\$785
04	CARDIOVASCULAR SYSTEM	1	\$2,607	\$4,411
	080 MINOR VASCULAR REPAIR AND FISTULA CONSTRUCTION	1	\$2,607	\$3,583
05	HEMATOLOGIC, LYMPHATIC, AND ENDOCRINE	3	\$1,966	\$2,960
	095 DEEP LYMPH STRUCTURE AND THYROID PROCEDURES	3	\$1,966	\$3,516
06	DIGESTIVE SYSTEM	378	\$1,999	\$1,572
	113 ANOSCOPY WITH BIOPSY AND DIAGNOSTIC PROCTOSIGMOIDOSCOPY	2	\$1,021	\$592
	114 PROCTOSIGMOIDOSCOPY WITH EXCISION OR BIOPSY	1	\$956	\$671
	115 DIAGNOSTIC UPPER GI ENDOSCOPY OR INTUBATION	83	\$1,037	\$827
	116 THERAPEUTIC UPPER GI ENDOSCOPY OR INTUBATION	7	\$1,243	\$1,177
	117 LOWER GASTROINTESTINAL ENDOSCOPY	157	\$1,147	\$860
	119 HERNIA AND HYDROCELE PROCEDURES	29	\$2,460	\$2,637
	120 COMPLEX ANAL AND RECTAL PROCEDURES	1	\$1,699	\$2,094
	123 COMPLEX LAPAROSCOPIC PROCEDURES	98	\$4,129	\$4,623
07	URINARY SYSTEM	6	\$817	\$3,060
	134 COMPLEX CYSTOURETHROSCOPY AND LITHOLAPAXY	1	\$1,100	\$3,123
	135 MODERATE CYSTOURETHROSCOPY	1	\$644	\$2,505
	136 SIMPLE CYSTOURETHROSCOPY	3	\$837	\$1,505
	137 COMPLEX URETHRAL PROCEDURES	1	\$646	\$2,659
08	MALE GENITAL SYSTEM	13	\$1,099	\$2,312
	151 TESTICULAR AND EPIDIDYMAL PROCEDURES	2	\$2,099	\$2,147
	154 SIMPLE PENILE PROCEDURES	5	\$678	\$1,239
	155 PROSTATE NEEDLE AND PUNCH BIOPSY	6	\$1,117	\$4,027
09	FEMALE GENITAL SYSTEM	14	\$1,523	\$2,440
	173 TREATMENT OF SPONTANEOUS ABORTION	4	\$1,692	\$2,375
	176 COMPLEX FEMALE REPRODUCTIVE PROCEDURES	1	\$1,597	\$3,888
	178 DILATION AND CURETTAGE	9	\$1,439	\$1,640
10	NERVOUS SYSTEM	2	\$1,571	\$1,212
	198 NERVE REPAIR AND DESTRUCTION	2	\$1,571	\$1,869
11	EYE AND OCULAR ADNEXA	66	\$1,762	\$2,298
	213 LASER EYE PROCEDURES	20	\$978	\$575
	214 CATARACT PROCEDURES	46	\$2,104	\$2,599
12	FACIAL, EAR, NOSE, MOUTH AND THROAT	72	\$1,390	\$1,870
	234 COMPLEX FACIAL AND ENT PROCEDURES	7	\$2,932	\$3,757
	235 SIMPLE FACIAL AND ENT PROCEDURES	14	\$1,116	\$1,293

SOURCE: Utah Ambulatory Surgery Database
 Utah Health Data Committee/Office of Health Care Statistics

AMB ST 1-6

UTAH HOSPITAL AND FREESTANDING AMBULATORY SURGERY CENTER (FASC) UTILIZATION AND CHARGE PROFILE OF OUTPATIENT SURGERY, 2002
 NUMBER OF SELECTED AMBULATORY SURGERY PATIENT VISITS BY PATIENT PROFILE

129 Gunnison Valley Hospital

Patient Profile	Patient Visits		Patient Visits-All Hospitals	
	(#)	(%)	(#)	(%)
GENDER				
Female	488	58.5	99,046	54.3
Male	346	41.5	83,377	45.7
Unknown	0	0.0	1	0.0
Not Reported	0	0.0	3	0.0
AGE				
1-28 days	3	0.4	201	0.1
29-365 days	13	1.6	2,806	1.5
1-4 years	58	7.0	10,230	5.6
5-9	35	4.2	5,477	3.0
10-14	11	1.3	4,621	2.5
15-17	18	2.2	4,481	2.5
18-19	14	1.7	3,763	2.1
20-24	36	4.3	11,153	6.1
25-29	24	2.9	10,390	5.7
30-34	33	4.0	10,476	5.7
35-39	44	5.3	10,951	6.0
40-44	45	5.4	13,202	7.2
45-49	50	6.0	14,095	7.7
50-54	74	8.9	15,731	8.6
55-59	63	7.6	13,738	7.5
60-64	56	6.7	11,970	6.6
65-69	62	7.4	11,268	6.2
70-74	83	10.0	10,407	5.7
75-79	49	5.9	8,832	4.8
80-84	40	4.8	5,577	3.1
85-89	15	1.8	2,334	1.3
90 +	8	1.0	720	0.4
Not Reported	3	0.4	205	0.1
SOURCE OF ADMISSION				
Physician Referral	808	96.9	170,677	93.6
Clinic Referral	0	0.0	371	0.2
HMO Referral	2	0.2	163	0.1
Other Hospital	3	0.4	143	0.1
Skilled Nursing Facility	0	0.0	17	0.0
Other Health Care Facility	0	0.0	19	0.0
Emergency Room	5	0.6	3,138	1.7
Court/Law Enforcement	0	0.0	4	0.0
Unknown	0	0.0	3,312	1.8
Not Reported	16	1.9	4,583	2.5

(Continued)

AMB ST 1-6

UTAH HOSPITAL AND FREESTANDING AMBULATORY SURGERY CENTER (FASC) UTILIZATION AND CHARGE PROFILE OF OUTPATIENT SURGERY, 2002
 NUMBER OF SELECTED AMBULATORY SURGERY PATIENT VISITS BY PATIENT PROFILE

129 Gunnison Valley Hospital

Patient Profile	Patient Visits		Patient Visits-All Hospitals	
	(#)	(%)	(#)	(%)
DISCHARGE STATUS				
Home or Self Care	831	99.6	181,621	99.6
Another Hospital	2	0.2	132	0.1
Skilled Nursing Facility	0	0.0	207	0.1
Intermediate Care Facility	1	0.1	14	0.0
Another Type of Institution	0	0.0	41	0.0
Under Care of Home Service	0	0.0	184	0.1
Left Against Medical Advice	0	0.0	13	0.0
Under Care of Home IV Provider	0	0.0	8	0.0
Expired	0	0.0	6	0.0
Unknown	0	0.0	189	0.1
Not Reported	0	0.0	12	0.0
PRIMARY PAYER				
Medicare	256	30.7	39,406	21.6
Medicaid	117	14.0	12,181	6.7
Other government	6	0.7	2,765	1.5
Blue Cross/Blue Shield	85	10.2	25,235	13.8
Other Commercial	85	10.2	17,505	9.6
Managed Care(HMO, PPO)	249	29.9	77,069	42.2
Self Pay	33	4.0	2,955	1.6
Industrial & Worker Comp	3	0.4	3,998	2.2
Charity and Unclassified	0	0.0	123	0.1
Childrens Health Insurance	0	0.0	346	0.2
Unknown	0	0.0	703	0.4
Not Reported	0	0.0	141	0.1
LOCAL HEALTH DISTRICT OF PATIENT RESIDENCE				
Bear River	1	0.1	12,345	6.8
Central Utah	793	95.1	6,772	3.7
Davis County	0	0.0	19,304	10.6
Salt Lake County	0	0.0	62,264	34.1
Southeastern Utah	12	1.4	4,319	2.4
Southwest Utah	5	0.6	11,788	6.5
Summit County	0	0.0	1,676	0.9
Tooele County	3	0.4	3,248	1.8
Tri-County	0	0.0	4,686	2.6
Utah County	4	0.5	31,011	17.0
Wasatch County	0	0.0	1,317	0.7
Weber County	2	0.2	15,685	8.6
Unknown Utah	5	0.6	56	0.0
Outside Utah	9	1.1	7,881	4.3
Unknown, Not Reported	0	0.0	75	0.0

SOURCE: Utah Ambulatory Surgery Database,
 Utah Health Data Committee/Office of Health Care Statistics.

AMB ST 1-1

UTAH HOSPITAL AND FREESTANDING AMBULATORY SURGERY CENTER (FASC) UTILIZATION AND CHARGE PROFILE OF OUTPATIENT SURGERY, 2002
 NUMBER OF CPT-4 AND ICD-9 PROCEDURES BY SELECTED AMBULATORY SURGERY REPORTING CATEGORY

139 Heber Valley Medical Center

Reporting Category (ICD-9-CM CODES)	Procedures Performed		Procedures Performed-All Hospitals	
	(#)	(%)	(#)	(%)
Reporting Category (ICD-9-CM CODES)	2,622	100.0	300,948	100.0
Mastectomy (85.0-85.99)	18	0.7	6,951	2.3
Musculoskeletal (76.0-84.99)	904	34.5	53,689	17.8
Respiratory (30.0-34.99)	0	0.0	2,595	0.9
Cardiovascular (35.0-39.99)	0	0.0	13,957	4.6
Lymphatic/Hemetic (40.0-41.99)	7	0.3	2,092	0.7
Digestive System (42.0-54.99)	278	10.6	79,482	26.4
Urinary (55.0-59.99)	0	0.0	7,394	2.5
Male Genital (60.0-64.99)	3	0.1	3,824	1.3
Female Genital (65.0-71.99)	33	1.3	12,874	4.3
Endocrine/Nervous (01.0-07.99)	449	17.1	19,288	6.4
Eye (08.0-16.99)	172	6.6	19,110	6.3
Ear (18.0-20.99)	33	1.3	14,450	4.8
Nose, Mouth, Pharynx (21.0-29.99)	17	0.6	29,272	9.7
Other*	708	27.0	35,970	12.0
Reporting Category (CPT-4 CODES)	2,352	100.0	363,184	100.0
Mastectomy (19120-19220)	17	0.7	3,282	0.9
Musculoskeletal (20000-29909)	567	24.1	49,166	13.5
Respiratory (30000-32999)	0	0.0	12,335	3.4
Cardiovascular (33010-37799 & 93501-93660)	1	0.0	30,942	8.5
Lymphatic/Hemetic (38100-38999)	6	0.3	1,669	0.5
Diaphragm (39501-39599)	0	0.0	3	0.0
Digestive System (40490-49999)	284	12.1	84,020	23.1
Urinary (50010-53899)	0	0.0	8,260	2.3
Male Genital (54000-55899)	3	0.1	3,300	0.9
Female Genital (56405-58999)	17	0.7	8,683	2.4
Endocrine/Nervous (60000-64999)	668	28.4	17,357	4.8
Eye (65091-68899)	95	4.0	10,599	2.9
Ear (69000-69979)	16	0.7	8,100	2.2
Other*	678	28.8	125,468	34.5

SOURCE: Utah Ambulatory Surgery Database

Utah Health Data Committee/Office of Health Care Statistics.

* Procedure falls outside reporting categories.

AMB ST 1-2

UTAH HOSPITAL AND FREESTANDING AMBULATORY SURGERY CENTER (FASC) UTILIZATION AND CHARGE PROFILE OF OUTPATIENT SURGERY, 2002
 MOST COMMONLY PERFORMED CPT-4 AND ICD-9 PROCEDURES

139 Heber Valley Medical Center

ICD-9 CODE	ICD-9 DESCRIPTION	#	%	% ALL Hospitals
All ICD-9 Procedures				
9923	INJ STEROID	405	15.4	2.23
0392	INJ OTH AGENT SPINAL CANAL	401	15.3	2.02
8724	OTH X-RAY LUMBOSACRAL SPINE	228	8.7	0.17
8026	ARTHSCPY-KNEE	161	6.1	1.07
806	EXC SEMILUNAR CARTILAGE-KNEE	94	3.6	1.56
4523	COLONOSCOPY	77	2.9	4.95
1341	PHACOEMULSIFICATION-ASPIR CATARACT	75	2.9	1.53
1371	IOL PROSTH-CATARACT EXTRACT-1-STAGE	75	2.9	1.56
8021	ARTHSCPY-SHLDR	64	2.4	0.38
8147	OTH REPR KNEE	58	2.2	0.36
4516	ESOPHAGOGASTRODUODENOSCPY-CLO BX	56	2.1	4.22
8076	SYNOVECT-KNEE	47	1.8	0.36
5123	LAP CHOLEY	33	1.3	1.92
7781	OTH PART OSTEC-SCAPULA-CLAV-THOR	33	1.3	0.41
8722	OTH X-RAY CERV SPINE	33	1.3	0.01
2001	MYRINGOTOMY W/INSRT TUBE	32	1.2	3.82
8081	OTH LOC EXC/DESTRUC JT LES-SHLDR	32	1.2	0.33
8145	OTH REPR CRUCIATE LIGAMNT	31	1.2	0.46
8363	ROTATOR CUFF REPR	30	1.1	0.55
4525	CLO [ENDO] BX LG INTESTINE	29	1.1	1.85

CPT-4 CODE	CPT-4 DESCRIPTION	#	%	% ALL Hospitals
All CPT-4 Procedures				
76005	FLUORO GUID NEEDLE-SPINE INJ PRO	385	16.4	0.82
64483	INJ ANES EPIDURL; LUMB/SAC 1 LEV	174	7.4	0.33
64476	INJ ANES FACET JT; LUMB/SAC-EA A	154	6.5	0.23
62311	INJ 1 NOT NEUROLYTIC-EPID; LUMB/	96	4.1	0.98
64475	INJ ANES FACET JT; LUMB/SAC-1LEV	84	3.6	0.23
72275	EPIDUROGRAPHY RAD S&I	84	3.6	0.03
45378	COLONOSCOPY FLEX; DX-SEP PROC	79	3.4	3.53
66984	EXTRACAPSULAR CATARACT REMV IOL	75	3.2	1.23
29881	SCOPE KNEE SURG;W/MENISCECT MED/	72	3.1	0.99
29879	SCOPE KNEE SURG; ABRASION ARTHPL	54	2.3	0.18
43239	UGI ENDO; W/BX 1/MX	53	2.3	3.22
64472	INJ ANES FACET JT; CERV/THOR-EA	53	2.3	0.06
29826	SCOPE SHOULDER; DECOMP SUBACROM	40	1.7	0.46
29909	29909	38	1.6	0.13
29999	UNLISTED PROCEDURE ARTHROSCOPY	33	1.4	0.21
29888	ARTHSCPY AIDED ACL REPR/AUG/RECO	31	1.3	0.34
45380	COLONOSCOPY FLEX; W/BX 1/MX	30	1.3	1.47
62310	INJ 1 NOT NEUROLYTIC-EPID;CERV/T	27	1.1	0.14
J3010	INJECTION FENTANYL CITRATE 0.1 M	27	1.1	1.51
20680	REMOVAL OF IMPLANT; DEEP	24	1.0	0.57

SOURCE: Utah Ambulatory Surgery Database
 Utah Health Data Committee/Office of Health Care Statistics

AMB ST 1-3

UTAH HOSPITAL AND FREESTANDING AMBULATORY SURGERY CENTER (FASC) UTILIZATION AND CHARGE PROFILE OF OUTPATIENT SURGERY, 2002
 AVERAGE TOTAL CHARGES FOR MOST COMMONLY PERFORMED CPT-4 AND ICD-9 PROCEDURES, SINGLE ICD-9 OR CPT-4 ONLY

139 Heber Valley Medical Center

ICD-9 CODE	ICD-9 DESCRIPTION	#	AVE TOT CHRG	AVE TOT CHRG (ALL Hospitals)
ICD-9 Procedures		442	\$2,375	\$2,254
4523	COLONOSCOPY	73	\$1,415	\$782
4516	ESOPHAGOGASTRODUODENOSCPY-CLO BX	51	\$1,266	\$938
4525	CLO [ENDO] BX LG INTESTINE	25	\$1,845	\$1,109
7936	OP REDUC FX W/INT FIX-TIBIA & FIB	20	\$3,697	\$4,108
5123	LAP CHOLEY	19	\$5,073	\$4,729
4513	OTH ENDO SM INTESTINE	17	\$1,159	\$756
0443	RELEASE CARPAL TUNNEL	14	\$2,324	\$1,705
7867	REMOV IMPLNT DEVICE-TIBIA & FIB	14	\$2,024	\$2,168
1364	DISCISSION SECNDRY MEMBRN	12	\$524	\$527
8521	LOC EXC LES BREAST	12	\$2,408	\$2,019
282	TONSILLECTOMY WO ADENOIDECTOMY	10	\$2,185	\$1,956
8221	EXC LES TENDON SHEATH HAND	9	\$1,979	\$1,707
4709	OTH APPENDECTOMY	8	\$3,821	\$3,684
6902	D&C FOLLOWING DELIV/AB	7	\$1,710	\$1,984
7939	OP REDUC FX W/INT FIX-OTH BONE	6	\$3,845	\$4,496
5303	UNILAT REPR DIRECT ING HERN-GFT	5	\$3,287	\$3,023
6629	OTH BIL ENDO DESTRUC FALLOP TUBES	5	\$3,690	\$2,510
1369	OTH CATARACT EXTRACT	4	\$630	\$466
4011	BX LYMPHATIC STRUCT	4	\$1,940	\$3,097
7751	BUNIONEC SOFT-OSTEOT 1ST METATARS	4	\$3,983	\$2,849

CPT-4 CODE	CPT-4 DESCRIPTION	#	AVE TOT CHRG	AVE TOT CHRG (ALL Hospitals)
CPT-4 Procedures		645	\$2,744	\$2,003
66984	EXTRACAPSULAR CATARACT REMV IOL	75	\$2,655	\$2,599
45378	COLONOSCOPY FLEX; DX-SEP PROC	71	\$1,410	\$741
43239	UGI ENDO; W/BX 1/MX	50	\$1,265	\$889
29881	SCOPE KNEE SURG;W/MENISCECT MED/	27	\$3,993	\$3,358
45380	COLONOSCOPY FLEX; W/BX 1/MX	23	\$1,799	\$1,052
20680	REMOVAL OF IMPLANT; DEEP	19	\$2,035	\$2,123
47562	LAPAROSCOPY SURGICAL; CHOLECT	18	\$5,047	\$4,941
43235	UGI ENDO; DX W/WO CLCT SPECMN-SP	17	\$1,326	\$661
64721	NEUROPLASTY; MEDIAN @ CARPAL TUN	17	\$2,332	\$1,670
66821	DISCISSION 2ND CATARACT; LASER S	16	\$550	\$576
69436	TYMPANOSTOMY GENERAL ANESTHESIA	16	\$1,258	\$934
47563	LAPARSCPY SURG; CHOLECT W/CHOLAN	14	\$6,077	\$4,959
64483	INJ ANES EPIDURL; LUMB/SAC 1 LEV	10	\$1,012	\$735
19120	EXC BRST CYST TUMR/LES OPN M/F 1	9	\$2,355	\$1,911
29875	SCOPE KNEE; SYNOVECT LTD SEP PRO	9	\$3,859	\$3,113
49505	REPR INIT ING HERNIA 5YR/MORE; R	9	\$2,958	\$2,803
29826	SCOPE SHOULDER; DECOMP SUBACROM	8	\$5,159	\$4,689
29879	SCOPE KNEE SURG; ABRASION ARTHPL	8	\$4,206	\$3,371
44950	APPENDECTOMY;	8	\$3,821	\$3,360
23515	OPEN TX CLAV FX W/WO INTRL/EXT F	7	\$4,018	\$4,384

SOURCE: Utah Ambulatory Surgery Database
 Utah Health Data Committee/Office of Health Care Statistics

AMB ST 1-4

UTAH HOSPITAL AND FREESTANDING AMBULATORY SURGERY CENTER (FASC) UTILIZATION AND CHARGE PROFILE OF OUTPATIENT SURGERY, 2002
 PROCEDURE APG CATEGORY, PROCEDURE APG

139 Heber Valley Medical Center

Procedure APG category	Procedure APG	TOTAL #	TOTAL # (ALL Hospitals)
01	INTEGUMENTARY SYSTEM	33	13,519
	003 COMPLEX INCISION AND DRAINAGE	1	106
	007 COMPLEX EXCISION, BIOPSY AND DEBRIDEMENT	10	1,731
	008 SIMPLE EXCISION AND BIOPSY	1	1,756
	009 COMPLEX SKIN REPAIRS INCL INTEGUMENT GRAFTS, TRANSFER & REARRANGE	1	1,422
	010 SIMPLE SKIN REPAIR	3	599
	011 SIMPLE INCISION AND EXCISION OF BREAST	15	3,917
	012 BREAST RECONSTRUCTION AND MASTECTOMY	2	671
02	MUSCULOSKELETAL SYSTEM	546	42,903
	021 COMPLEX MUSCULOSKELETAL PROCEDURES EXCLUDING HAND AND FOOT	34	5,617
	022 SIMPLE MUSCULOSKELETAL PROCEDURES EXCLUDING HAND AND FOOT	16	1,767
	023 COMPLEX HAND AND FOOT MUSCULOSKELETAL PROCEDURES	5	1,639
	024 SIMPLE HAND AND FOOT MUSCULOSKELETAL PROCEDURES	61	9,596
	025 ARTHROSCOPY	366	17,119
	029 CLOSED TREATMENT FX & DISLOCATION EXC FINGER, TOE & TRUNK	10	627
	030 OPEN OR PERCUTANEOUS TREATMENT OF FRACTURES	34	2,741
	031 BONE OR JOINT MANIPULATION UNDER ANESTHESIA	4	332
	032 BUNION PROCEDURES	12	1,318
	033 ARTHROPLASTY	1	483
	035 ARTHROCENTESIS AND LIGAMENT OR TENDON INJECTION	3	1,334
03	RESPIRATORY SYSTEM	1	6,869
	052 NEEDLE AND CATHETER BIOPSY, ASPIRATION, LAVAGE AND INTUBATION	1	545
05	HEMATOLOGIC, LYMPHATIC, AND ENDOCRINE	7	2,265
	095 DEEP LYMPH STRUCTURE AND THYROID PROCEDURES	6	1,385
	097 TRANSFUSION	1	757
06	DIGESTIVE SYSTEM	273	71,902
	115 DIAGNOSTIC UPPER GI ENDOSCOPY OR INTUBATION	72	15,392
	116 THERAPEUTIC UPPER GI ENDOSCOPY OR INTUBATION	5	3,826
	117 LOWER GASTROINTESTINAL ENDOSCOPY	110	27,082
	119 HERNIA AND HYDROCELE PROCEDURES	25	6,810
	121 SIMPLE ANAL AND RECTAL PROCEDURES	1	464
	123 COMPLEX LAPAROSCOPIC PROCEDURES	60	13,216
07	URINARY SYSTEM	1	6,921
	134 COMPLEX CYSTOURETHROSCOPY AND LITHOLAPAXY	1	2,910
08	MALE GENITAL SYSTEM	3	2,946
	151 TESTICULAR AND EPIDIDYMAL PROCEDURES	1	1,341
	154 SIMPLE PENILE PROCEDURES	2	896
09	FEMALE GENITAL SYSTEM	4	4,976
	173 TREATMENT OF SPONTANEOUS ABORTION	1	417
	178 DILATION AND CURETTAGE	3	891
10	NERVOUS SYSTEM	655	14,776
	195 NERVOUS SYSTEM INJECTIONS, STIMULATIONS OR CRANIAL TAP	626	9,554
	198 NERVE REPAIR AND DESTRUCTION	29	4,022
11	EYE AND OCULAR ADNEXA	95	10,576
	213 LASER EYE PROCEDURES	16	963
	214 CATARACT PROCEDURES	75	4,643

AMB ST 1-4

UTAH HOSPITAL AND FREESTANDING AMBULATORY SURGERY CENTER (FASC) UTILIZATION AND CHARGE PROFILE OF OUTPATIENT SURGERY, 2002
 PROCEDURE APG CATEGORY, PROCEDURE APG

139 Heber Valley Medical Center

procedure APG category	procedure APG	TOTAL #	TOTAL # (ALL Hospitals)
	215 COMPLEX ANTERIOR SEGMENT EYE PROCEDURES	1	485
	216 MODERATE ANTERIOR SEGMENT EYE PROCEDURES	2	313
	217 SIMPLE ANTERIOR SEGMENT EYE PROCEDURES	1	197
12	FACIAL, EAR, NOSE, MOUTH AND THROAT	32	28,144
	234 COMPLEX FACIAL AND ENT PROCEDURES	3	4,770
	235 SIMPLE FACIAL AND ENT PROCEDURES	16	15,563
	236 TONSIL AND ADENOID PROCEDURES	13	7,583
13	THERAPUTIC AND OTHER RADIOLOGICAL PROCEDURES	105	5,872
	254 MYELOGRAPHY	21	679
	255 MISCELLANEOUS RADIOLOGICAL PROCEDURES WITH CONTRAST	84	3,147
14	PHYSICAL MEDICINE AND REHABILITATION	9	313
	272 PHYSICAL THERAPY	9	309

AMB ST 1-5

UTAH HOSPITAL AND FREESTANDING AMBULATORY SURGERY CENTER (FASC) UTILIZATION AND CHARGE PROFILE OF OUTPATIENT SURGERY, 2002
 PROCEDURE APG CATEGORY, PROCEDURE APG, SINGLE APG ONLY

139 Heber Valley Medical Center

Procedure APG category	Procedure APG	TOTAL #	AVE TOT CHRGR	AVE TOT CHRGR(ALL Hospitals)
01	INTEGUMENTARY SYSTEM	15	\$2,456	\$2,141
	007 COMPLEX EXCISION, BIOPSY AND DEBRIDEMENT	2	\$2,004	\$2,263
	008 SIMPLE EXCISION AND BIOPSY	1	\$1,359	\$2,174
	011 SIMPLE INCISION AND EXCISION OF BREAST	11	\$2,409	\$1,987
	012 BREAST RECONSTRUCTION AND MASTECTOMY	1	\$4,979	\$3,739
02	MUSCULOSKELETAL SYSTEM	174	\$3,697	\$2,888
	021 COMPLEX MUSCULOSKELETAL PROCEDURES EXCLUDING HAND AND FOOT	15	\$4,162	\$3,672
	022 SIMPLE MUSCULOSKELETAL PROCEDURES EXCLUDING HAND AND FOOT	8	\$2,571	\$2,693
	023 COMPLEX HAND AND FOOT MUSCULOSKELETAL PROCEDURES	4	\$2,905	\$3,163
	024 SIMPLE HAND AND FOOT MUSCULOSKELETAL PROCEDURES	32	\$2,112	\$2,059
	025 ARTHROSCOPY	84	\$4,420	\$3,554
	029 CLOSED TREATMENT FX & DISLOCATION EXC FINGER, TOE & TRUNK	4	\$2,722	\$2,107
	030 OPEN OR PERCUTANEOUS TREATMENT OF FRACTURES	21	\$3,827	\$3,403
	031 BONE OR JOINT MANIPULATION UNDER ANESTHESIA	2	\$1,329	\$2,080
	032 BUNION PROCEDURES	4	\$3,983	\$2,827
05	HEMATOLOGIC, LYMPHATIC, AND ENDOCRINE	5	\$1,864	\$2,960
	095 DEEP LYMPH STRUCTURE AND THYROID PROCEDURES	5	\$1,864	\$3,516
06	DIGESTIVE SYSTEM	243	\$2,370	\$1,572
	115 DIAGNOSTIC UPPER GI ENDOSCOPY OR INTUBATION	67	\$1,280	\$827
	116 THERAPEUTIC UPPER GI ENDOSCOPY OR INTUBATION	4	\$1,571	\$1,177
	117 LOWER GASTROINTESTINAL ENDOSCOPY	95	\$1,505	\$860
	119 HERNIA AND HYDROCELE PROCEDURES	20	\$2,782	\$2,637
	121 SIMPLE ANAL AND RECTAL PROCEDURES	1	\$1,952	\$1,884
	123 COMPLEX LAPAROSCOPIC PROCEDURES	56	\$5,056	\$4,623
08	MALE GENITAL SYSTEM	3	\$1,993	\$2,312
	151 TESTICULAR AND EPIDIDYMAL PROCEDURES	1	\$2,431	\$2,147
	154 SIMPLE PENILE PROCEDURES	2	\$1,773	\$1,239
09	FEMALE GENITAL SYSTEM	2	\$2,580	\$2,440
	178 DILATION AND CURETTAGE	2	\$2,580	\$1,640
10	NERVOUS SYSTEM	34	\$1,749	\$1,212
	195 NERVOUS SYSTEM INJECTIONS, STIMULATIONS OR CRANIAL TAP	16	\$1,012	\$543
	198 NERVE REPAIR AND DESTRUCTION	18	\$2,404	\$1,869
11	EYE AND OCULAR ADNEXA	95	\$2,255	\$2,298
	213 LASER EYE PROCEDURES	16	\$550	\$575
	214 CATARACT PROCEDURES	75	\$2,655	\$2,599
	215 COMPLEX ANTERIOR SEGMENT EYE PROCEDURES	1	\$826	\$1,885
	216 MODERATE ANTERIOR SEGMENT EYE PROCEDURES	2	\$1,825	\$1,811
	217 SIMPLE ANTERIOR SEGMENT EYE PROCEDURES	1	\$1,853	\$1,936
12	FACIAL, EAR, NOSE, MOUTH AND THROAT	32	\$1,714	\$1,870
	234 COMPLEX FACIAL AND ENT PROCEDURES	3	\$2,343	\$3,757
	235 SIMPLE FACIAL AND ENT PROCEDURES	16	\$1,258	\$1,293
	236 TONSIL AND ADENOID PROCEDURES	13	\$2,129	\$1,733

SOURCE: Utah Ambulatory Surgery Database
 Utah Health Data Committee/Office of Health Care Statistics

AMB ST 1-6

UTAH HOSPITAL AND FREESTANDING AMBULATORY SURGERY CENTER (FASC) UTILIZATION AND CHARGE PROFILE OF OUTPATIENT SURGERY, 2002
 NUMBER OF SELECTED AMBULATORY SURGERY PATIENT VISITS BY PATIENT PROFILE

139 Heber Valley Medical Center

Patient Profile	Patient Visits		Patient Visits-All Hospitals	
	(#)	(%)	(#)	(%)
GENDER				
Female	673	52.7	99,046	54.3
Male	604	47.3	83,377	45.7
Unknown	0	0.0	1	0.0
Not Reported	0	0.0	3	0.0
AGE				
1-28 days	0	0.0	201	0.1
29-365 days	4	0.3	2,806	1.5
1-4 years	17	1.3	10,230	5.6
5-9	16	1.3	5,477	3.0
10-14	12	0.9	4,621	2.5
15-17	49	3.8	4,481	2.5
18-19	25	2.0	3,763	2.1
20-24	63	4.9	11,153	6.1
25-29	76	6.0	10,390	5.7
30-34	79	6.2	10,476	5.7
35-39	103	8.1	10,951	6.0
40-44	113	8.8	13,202	7.2
45-49	117	9.2	14,095	7.7
50-54	103	8.1	15,731	8.6
55-59	97	7.6	13,738	7.5
60-64	102	8.0	11,970	6.6
65-69	85	6.7	11,268	6.2
70-74	87	6.8	10,407	5.7
75-79	63	4.9	8,832	4.8
80-84	41	3.2	5,577	3.1
85-89	22	1.7	2,334	1.3
90 +	3	0.2	720	0.4
Not Reported	0	0.0	205	0.1
SOURCE OF ADMISSION				
Physician Referral	1,238	96.9	170,677	93.6
Clinic Referral	1	0.1	371	0.2
HMO Referral	0	0.0	163	0.1
Other Hospital	1	0.1	143	0.1
Skilled Nursing Facility	0	0.0	17	0.0
Other Health Care Facility	0	0.0	19	0.0
Emergency Room	37	2.9	3,138	1.7
Court/Law Enforcement	0	0.0	4	0.0
Unknown	0	0.0	3,312	1.8
Not Reported	0	0.0	4,583	2.5

(Continued)

AMB ST 1-6

UTAH HOSPITAL AND FREESTANDING AMBULATORY SURGERY CENTER (FASC) UTILIZATION AND CHARGE PROFILE OF OUTPATIENT SURGERY, 2002
 NUMBER OF SELECTED AMBULATORY SURGERY PATIENT VISITS BY PATIENT PROFILE

139 Heber Valley Medical Center

Patient Profile	Patient Visits		Patient Visits-All Hospitals	
	(#)	(%)	(#)	(%)
DISCHARGE STATUS				
Home or Self Care	1,275	99.8	181,621	99.6
Another Hospital	2	0.2	132	0.1
Skilled Nursing Facility	0	0.0	207	0.1
Intermediate Care Facility	0	0.0	14	0.0
Another Type of Institution	0	0.0	41	0.0
Under Care of Home Service	0	0.0	184	0.1
Left Against Medical Advice	0	0.0	13	0.0
Under Care of Home IV Provider	0	0.0	8	0.0
Expired	0	0.0	6	0.0
Unknown	0	0.0	189	0.1
Not Reported	0	0.0	12	0.0
PRIMARY PAYER				
Medicare	295	23.1	39,406	21.6
Medicaid	52	4.1	12,181	6.7
Other government	5	0.4	2,765	1.5
Blue Cross/Blue Shield	190	14.9	25,235	13.8
Other Commercial	147	11.5	17,505	9.6
Managed Care(HMO, PPO)	465	36.4	77,069	42.2
Self Pay	26	2.0	2,955	1.6
Industrial & Worker Comp	94	7.4	3,998	2.2
Charity and Unclassified	0	0.0	123	0.1
Childrens Health Insurance	0	0.0	346	0.2
Unknown	3	0.2	703	0.4
Not Reported	0	0.0	141	0.1
LOCAL HEALTH DISTRICT OF PATIENT RESIDENCE				
Bear River	3	0.2	12,345	6.8
Central Utah	5	0.4	6,772	3.7
Davis County	19	1.5	19,304	10.6
Salt Lake County	108	8.5	62,264	34.1
Southeastern Utah	1	0.1	4,319	2.4
Southwest Utah	0	0.0	11,788	6.5
Summit County	275	21.5	1,676	0.9
Tooele County	3	0.2	3,248	1.8
Tri-County	52	4.1	4,686	2.6
Utah County	15	1.2	31,011	17.0
Wasatch County	661	51.8	1,317	0.7
Weber County	13	1.0	15,685	8.6
Unknown Utah	0	0.0	56	0.0
Outside Utah	120	9.4	7,881	4.3
Unknown, Not Reported	2	0.2	75	0.0

SOURCE: Utah Ambulatory Surgery Database,
 Utah Health Data Committee/Office of Health Care Statistics

AMB ST 1-1

UTAH HOSPITAL AND FREESTANDING AMBULATORY SURGERY CENTER (FASC) UTILIZATION AND CHARGE PROFILE OF OUTPATIENT SURGERY, 2002
 NUMBER OF CPT-4 AND ICD-9 PROCEDURES BY SELECTED AMBULATORY SURGERY REPORTING CATEGORY

117 Jordan Valley Hospital

Reporting Category (ICD-9-CM CODES)	Procedures Performed		Procedures Performed-All Hospitals	
	(#)	(%)	(#)	(%)
Reporting Category (ICD-9-CM CODES)	5,658	100.0	300,948	100.0
Mastectomy (85.0-85.99)	186	3.3	6,951	2.3
Musculoskeletal (76.0-84.99)	1,029	18.2	53,689	17.8
Respiratory (30.0-34.99)	13	0.2	2,595	0.9
Cardiovascular (35.0-39.99)	19	0.3	13,957	4.6
Lymphatic/Hemetic (40.0-41.99)	44	0.8	2,092	0.7
Digestive System (42.0-54.99)	1,919	33.9	79,482	26.4
Urinary (55.0-59.99)	123	2.2	7,394	2.5
Male Genital (60.0-64.99)	69	1.2	3,824	1.3
Female Genital (65.0-71.99)	502	8.9	12,874	4.3
Endocrine/Nervous (01.0-07.99)	159	2.8	19,288	6.4
Eye (08.0-16.99)	25	0.4	19,110	6.3
Ear (18.0-20.99)	547	9.7	14,450	4.8
Nose, Mouth, Pharynx (21.0-29.99)	801	14.2	29,272	9.7
Other*	222	3.9	35,970	12.0
Reporting Category (CPT-4 CODES)	7,070	100.0	363,184	100.0
Mastectomy (19120-19220)	85	1.2	3,282	0.9
Musculoskeletal (20000-29909)	1,174	16.6	49,166	13.5
Respiratory (30000-32999)	420	5.9	12,335	3.4
Cardiovascular (33010-37799 & 93501-93660)	135	1.9	30,942	8.5
Lymphatic/Hemetic (38100-38999)	43	0.6	1,669	0.5
Diaphragm (39501-39599)	0	0.0	3	0.0
Digestive System (40490-49999)	2,212	31.3	84,020	23.1
Urinary (50010-53899)	559	7.9	8,260	2.3
Male Genital (54000-55899)	44	0.6	3,300	0.9
Female Genital (56405-58999)	430	6.1	8,683	2.4
Endocrine/Nervous (60000-64999)	126	1.8	17,357	4.8
Eye (65091-68899)	12	0.2	10,599	2.9
Ear (69000-69979)	292	4.1	8,100	2.2
Other*	1,538	21.8	125,468	34.5

SOURCE: Utah Ambulatory Surgery Database

Utah Health Data Committee/Office of Health Care Statistics.

* Procedure falls outside reporting categories.

AMB ST 1-2

UTAH HOSPITAL AND FREESTANDING AMBULATORY SURGERY CENTER (FASC) UTILIZATION AND CHARGE PROFILE OF OUTPATIENT SURGERY, 2002
 MOST COMMONLY PERFORMED CPT-4 AND ICD-9 PROCEDURES

117 Jordan Valley Hospital

ICD-9 CODE	ICD-9 DESCRIPTION	#	%	% ALL Hospitals
All ICD-9 Procedures		5,658	100.0	100.0
2001	MYRINGOTOMY W/INSRT TUBE	504	8.9	3.82
4516	ESOPHAGOGASTRODUODENOSCPY-CLO BX	353	6.2	4.22
4523	COLONOSCOPY	252	4.5	4.95
5123	LAP CHOLEY	218	3.9	1.92
4525	CLO [ENDO] BX LG INTESTINE	202	3.6	1.85
4542	ENDO POLYPECTOMY LG INTESTINE	201	3.6	2.58
283	TONSILLECTOMY W/ADENOIDECTOMY	157	2.8	1.61
806	EXC SEMILUNAR CARTILAGE-KNEE	148	2.6	1.56
8086	OTH LOC EXC/DESTRUC JT LES-KNEE	143	2.5	1.07
4513	OTH ENDO SM INTESTINE	122	2.2	1.87
6952	ASPIR CURET FOLLOWING DELIV/AB	98	1.7	0.48
282	TONSILLECTOMY WO ADENOIDECTOMY	97	1.7	0.67
2169	OTH TURBINECTOMY	81	1.4	0.65
8521	LOC EXC LES BREAST	80	1.4	1.03
4836	[ENDO] POLYPECTOMY RECTUM	73	1.3	0.75
4292	DILAT ESOPH	71	1.3	1.18
0443	RELEASE CARPAL TUNNEL	68	1.2	1.12
2188	OTH SEPTOPLASTY	66	1.2	0.55
286	ADENOIDECTOMY WO TONSILLECTOMY	65	1.1	0.35
2263	ETHMOIDECTOMY	60	1.1	0.53

CPT-4 CODE	CPT-4 DESCRIPTION	#	%	% ALL Hospitals
All CPT-4 Procedures		7,070	100.0	100.0
43239	UGI ENDO; W/BX 1/MX	345	4.9	3.22
50394	INJ PROC PYELOGRAPHY-NEPHROST TU	289	4.1	0.12
74400	UROGRAPHY IV W/WO KUB W/WO TOMOG	284	4.0	0.08
A4646	LO OSM CONTR MAT 300-399MG IODIN	268	3.8	0.13
69436	TYMPANOSTOMY GENERAL ANESTHESIA	252	3.6	1.65
45378	COLONOSCOPY FLEX; DX-SEP PROC	247	3.5	3.53
45385	COLONOSCOPY FLEX; W/REMV LES-SNA	229	3.2	2.05
45380	COLONOSCOPY FLEX; W/BX 1/MX	205	2.9	1.47
47562	LAPAROSCOPY SURGICAL; CHOLECT	179	2.5	0.63
29877	SCOPE KNEE SURG; DEBRID/SHAVE CA	136	1.9	0.77
42820	T&A; UNDER AGE 12	130	1.8	1.02
30520	SEPTOPLASTY/SUBMUCOS RES W/GFT	99	1.4	0.61
43235	UGI ENDO; DX W/WO CLCT SPECMN-SP	95	1.3	0.99
29881	SCOPE KNEE SURG;W/MENISCECT MED/	91	1.3	0.99
42826	TONSILLECTOMY PRIM/SEC; AGE 12/O	88	1.2	0.43
58662	LAP SURG; W/FULG/EXCIS LES-OVARY	84	1.2	0.42
36600	ART PUNCTURE WITHDRAWAL BLD DX	79	1.1	0.29
82803	GASES BLOOD ANY COMBO	79	1.1	0.05
74740	HYSTEROSALPINGOGRAPHY RAD S&I	77	1.1	0.06
58340	CATH&INTRO-CONTRST HYSTROSON/SLP	76	1.1	0.09

SOURCE: Utah Ambulatory Surgery Database
 Utah Health Data Committee/Office of Health Care Statistics

AMB ST 1-3

UTAH HOSPITAL AND FREESTANDING AMBULATORY SURGERY CENTER (FASC) UTILIZATION AND CHARGE PROFILE OF OUTPATIENT SURGERY, 2002
 AVERAGE TOTAL CHARGES FOR MOST COMMONLY PERFORMED CPT-4 AND ICD-9 PROCEDURES, SINGLE ICD-9 OR CPT-4 ONLY

117 Jordan Valley Hospital

ICD-9 CODE	ICD-9 DESCRIPTION	#	AVE TOT CHRG	AVE TOT CHRG (ALL Hospitals)
ICD-9 Procedures		2,539	\$3,849	\$2,254
4523	COLONOSCOPY	228	\$1,838	\$782
4516	ESOPHAGOGASTRODUODENOSCPY-CLO BX	227	\$1,991	\$938
5123	LAP CHOLEY	160	\$6,975	\$4,729
283	TONSILLECTOMY W/ADENOIDECTOMY	142	\$2,771	\$1,655
4542	ENDO POLYPECTOMY LG INTESTINE	125	\$2,278	\$1,037
4525	CLO [ENDO] BX LG INTESTINE	116	\$2,197	\$1,109
6952	ASPIR CURET FOLLOWING DELIV/AB	96	\$3,801	\$1,722
4513	OTH ENDO SM INTESTINE	84	\$1,681	\$756
282	TONSILLECTOMY WO ADENOIDECTOMY	78	\$3,219	\$1,956
8521	LOC EXC LES BREAST	46	\$3,057	\$2,019
0443	RELEASE CARPAL TUNNEL	42	\$3,443	\$1,705
806	EXC SEMILUNAR CARTILAGE-KNEE	35	\$5,082	\$3,545
6622	BIL ENDO LIG-DIVIS FALLOPIAN TUBES	34	\$4,323	\$3,548
5011	CLO [PERCUT] [NEEDLE] BX LIVER	32	\$3,928	\$1,610
9851	ESWL KIDNEY-URETER &/OR BLADDER	31	\$7,415	\$5,252
6097	OTH TRNSUR DESTR PROS TISS OTH THRM	28	\$7,139	\$5,913
6823	ENDOMETRIAL ABLATION	28	\$4,955	\$3,539
6909	OTH D&C UTERUS	28	\$4,486	\$1,868
4836	[ENDO] POLYPECTOMY RECTUM	26	\$2,369	\$1,034
5304	UNILAT REPR INDIRECT ING HERN-GFT	23	\$5,333	\$2,917

CPT-4 CODE	CPT-4 DESCRIPTION	#	AVE TOT CHRG	AVE TOT CHRG (ALL Hospitals)
CPT-4 Procedures		2,680	\$3,674	\$2,003
43239	UGI ENDO; W/BX 1/MX	227	\$1,991	\$889
45378	COLONOSCOPY FLEX; DX-SEP PROC	223	\$1,837	\$741
45385	COLONOSCOPY FLEX; W/REMV LES-SNA	181	\$2,411	\$947
69436	TYMPANOSTOMY GENERAL ANESTHESIA	161	\$1,303	\$934
47562	LAPAROSCOPY SURGICAL; CHOLECT	159	\$6,971	\$4,941
45380	COLONOSCOPY FLEX; W/BX 1/MX	132	\$2,276	\$1,052
42820	T&A; UNDER AGE 12	118	\$2,676	\$1,610
43235	UGI ENDO; DX W/WO CLCT SPECMN-SP	82	\$1,662	\$661
42826	TONSILLECTOMY PRIM/SEC; AGE 12/O	75	\$3,280	\$2,061
49505	REPR INIT ING HERNIA 5YR/MORE; R	46	\$5,306	\$2,803
19120	EXC BRST CYST TUMR/LES OPN M/F 1	45	\$3,025	\$1,911
20680	REMOVAL OF IMPLANT; DEEP	37	\$3,718	\$2,123
58662	LAP SURG; W/FULG/EXCIS LES-OVARY	37	\$5,550	\$3,295
47563	LAPARSCPY SURG; CHOLECT W/CHOLAN	35	\$7,719	\$4,959
47000	BIOPSY LIVER NEEDLE; PERCUTANEOU	32	\$3,928	\$1,867
58670	LAPARSCPY SURGICAL; W/FULG OVIDU	32	\$4,303	\$2,636
50590	LITHOTRIPSY XTRACORP SHOCK WAVE	31	\$7,415	\$4,872
53852	TRNSURETH DSTRUC PROS TISS;RADIO	28	\$7,139	\$5,835
58558	HYSTEROSCPY SURG; W/BX &/ POLYPE	28	\$4,777	\$2,598
29848	ENDO WRST SURG REL TRNS CARP LIG	27	\$4,274	\$1,969

SOURCE: Utah Ambulatory Surgery Database
 Utah Health Data Committee/Office of Health Care Statistics

AMB ST 1-4

UTAH HOSPITAL AND FREESTANDING AMBULATORY SURGERY CENTER (FASC) UTILIZATION AND CHARGE PROFILE OF OUTPATIENT SURGERY, 2002
 PROCEDURE APG CATEGORY, PROCEDURE APG

117 Jordan Valley Hospital

Procedure APG category	Procedure APG	TOTAL #	TOTAL # (ALL Hospitals)
01	INTEGUMENTARY SYSTEM	279	13,519
	002 SUPERFICIAL NEEDLE BIOPSY AND ASPIRATION	65	2,597
	003 COMPLEX INCISION AND DRAINAGE	2	106
	004 SIMPLE INCISION AND DRAINAGE	2	96
	006 SIMPLE DEBRIDEMENT AND DESTRUCTION	10	588
	007 COMPLEX EXCISION, BIOPSY AND DEBRIDEMENT	36	1,731
	008 SIMPLE EXCISION AND BIOPSY	31	1,756
	009 COMPLEX SKIN REPAIRS INCL INTEGUMENT GRAFTS, TRANSFER & REARRANGE	7	1,422
	010 SIMPLE SKIN REPAIR	10	599
	011 SIMPLE INCISION AND EXCISION OF BREAST	107	3,917
	012 BREAST RECONSTRUCTION AND MASTECTOMY	9	671
02	MUSCULOSKELETAL SYSTEM	1,052	42,903
	021 COMPLEX MUSCULOSKELETAL PROCEDURES EXCLUDING HAND AND FOOT	136	5,617
	022 SIMPLE MUSCULOSKELETAL PROCEDURES EXCLUDING HAND AND FOOT	32	1,767
	023 COMPLEX HAND AND FOOT MUSCULOSKELETAL PROCEDURES	23	1,639
	024 SIMPLE HAND AND FOOT MUSCULOSKELETAL PROCEDURES	235	9,596
	025 ARTHROSCOPY	481	17,119
	027 SPLINT, STRAPPING AND CAST REMOVAL	6	113
	028 CLOSED TREATMENT FX & DISLOCATION OF FINGER, TOE & TRUNK	1	35
	029 CLOSED TREATMENT FX & DISLOCATION EXC FINGER, TOE & TRUNK	9	627
	030 OPEN OR PERCUTANEOUS TREATMENT OF FRACTURES	72	2,741
	031 BONE OR JOINT MANIPULATION UNDER ANESTHESIA	12	332
	032 BUNION PROCEDURES	31	1,318
	033 ARTHROPLASTY	5	483
	035 ARTHROCENTESIS AND LIGAMENT OR TENDON INJECTION	9	1,334
03	RESPIRATORY SYSTEM	245	6,869
	051 PULMONARY TESTS	9	212
	052 NEEDLE AND CATHETER BIOPSY, ASPIRATION, LAVAGE AND INTUBATION	29	545
	053 COMPLEX ENDOSCOPY OF THE UPPER AIRWAY	202	4,423
	055 ENDOSCOPY OF THE LOWER AIRWAY	3	1,188
	057 RESPIRATORY THERAPY	2	172
04	CARDIOVASCULAR SYSTEM	23	23,208
	072 ECHOCARDIOGRAPHY	3	1,224
	075 PLACEMENT OF TRANSVENOUS CATHETERS	9	737
	079 REMOVAL AND REVISION OF PACEMAKER AND VASCULAR DEVICE	3	477
	080 MINOR VASCULAR REPAIR AND FISTULA CONSTRUCTION	8	1,191
05	HEMATOLOGIC, LYMPHATIC, AND ENDOCRINE	65	2,265
	095 DEEP LYMPH STRUCTURE AND THYROID PROCEDURES	49	1,385
	097 TRANSFUSION	16	757
06	DIGESTIVE SYSTEM	1,964	71,902
	111 ALIMENTARY TESTS AND SIMPLE TUBE PLACEMENT	2	177
	113 ANOSCOPY WITH BIOPSY AND DIAGNOSTIC PROCTOSIGMOIDOSCOPY	22	820
	114 PROCTOSIGMOIDOSCOPY WITH EXCISION OR BIOPSY	6	324
	115 DIAGNOSTIC UPPER GI ENDOSCOPY OR INTUBATION	440	15,392
	116 THERAPEUTIC UPPER GI ENDOSCOPY OR INTUBATION	94	3,826
	117 LOWER GASTROINTESTINAL ENDOSCOPY	683	27,082

AMB ST 1-4

UTAH HOSPITAL AND FREESTANDING AMBULATORY SURGERY CENTER (FASC) UTILIZATION AND CHARGE PROFILE OF OUTPATIENT SURGERY, 2002
PROCEDURE APG CATEGORY, PROCEDURE APG

117 Jordan Valley Hospital

procedure APG category	procedure APG	TOTAL #	TOTAL # (ALL Hospitals)
	118 ERCP AND MISCELLANEOUS GI ENDOSCOPY PROCEDURES	38	1,441
	119 HERNIA AND HYDROCELE PROCEDURES	158	6,810
	120 COMPLEX ANAL AND RECTAL PROCEDURES	13	815
	121 SIMPLE ANAL AND RECTAL PROCEDURES	2	464
	122 MISCELLANEOUS ABDOMINAL PROCEDURES	10	325
	123 COMPLEX LAPAROSCOPIC PROCEDURES	485	13,216
	124 SIMPLE LAPAROSCOPIC PROCEDURES	11	148
07	URINARY SYSTEM	205	6,921
	131 RENAL EXTRACORPOREAL SHOCK WAVE LITHOTRIPSY	43	705
	133 URINARY CATHETERIZATION AND DILATATION	6	344
	134 COMPLEX CYSTOURETHROSCOPY AND LITHOLAPAXY	102	2,910
	135 MODERATE CYSTOURETHROSCOPY	46	2,121
	136 SIMPLE CYSTOURETHROSCOPY	7	644
	137 COMPLEX URETHRAL PROCEDURES	1	97
08	MALE GENITAL SYSTEM	67	2,946
	151 TESTICULAR AND EPIDIDYMAL PROCEDURES	21	1,341
	152 INSERTION OF PENILE PROSTHESIS	1	50
	154 SIMPLE PENILE PROCEDURES	3	896
	155 PROSTATE NEEDLE AND PUNCH BIOPSY	42	332
09	FEMALE GENITAL SYSTEM	161	4,976
	173 TREATMENT OF SPONTANEOUS ABORTION	2	417
	176 COMPLEX FEMALE REPRODUCTIVE PROCEDURES	12	675
	177 SIMPLE FEMALE REPRODUCTIVE PROCEDURES	28	1,182
	178 DILATION AND CURETTAGE	22	891
	179 HYSTEROSCOPY	94	1,603
	180 COLPOSCOPY	3	184
10	NERVOUS SYSTEM	92	14,776
	195 NERVOUS SYSTEM INJECTIONS, STIMULATIONS OR CRANIAL TAP	9	9,554
	198 NERVE REPAIR AND DESTRUCTION	68	4,022
	199 SPINAL TAP	15	496
11	EYE AND OCULAR ADNEXA	12	10,576
	214 CATARACT PROCEDURES	9	4,643
	221 COMPLEX REPAIR AND PLASTIC PROCEDURES OF EYE	1	694
	222 SIMPLE REPAIR AND PLASTIC PROCEDURES OF EYE	2	441
12	FACIAL, EAR, NOSE, MOUTH AND THROAT	863	28,144
	233 NASAL CAUTERIZATION AND PACKING	2	182
	234 COMPLEX FACIAL AND ENT PROCEDURES	124	4,770
	235 SIMPLE FACIAL AND ENT PROCEDURES	418	15,563
	236 TONSIL AND ADENOID PROCEDURES	319	7,583
13	THERAPUTIC AND OTHER RADIOLOGICAL PROCEDURES	867	5,872
	254 MYELOGRAPHY	4	679
	255 MISCELLANEOUS RADIOLOGICAL PROCEDURES WITH CONTRAST	863	3,147
14	PHYSICAL MEDICINE AND REHABILITATION	8	313
	272 PHYSICAL THERAPY	8	309

SOURCE: Utah Ambulatory Surgery Database
Utah Health Data Committee/Office of Health Care Statistics

AMB ST 1-5

UTAH HOSPITAL AND FREESTANDING AMBULATORY SURGERY CENTER (FASC) UTILIZATION AND CHARGE PROFILE OF OUTPATIENT SURGERY, 2002
 PROCEDURE APG CATEGORY, PROCEDURE APG, SINGLE APG ONLY

117 Jordan Valley Hospital

Procedure APG category	Procedure APG	TOTAL #	AVE TOT CHRGR	AVE TOT CHRGR(ALL Hospitals)
01	INTEGUMENTARY SYSTEM	120	\$3,623	\$2,141
	002 SUPERFICIAL NEEDLE BIOPSY AND ASPIRATION	39	\$3,826	\$1,559
	003 COMPLEX INCISION AND DRAINAGE	2	\$2,196	\$2,578
	004 SIMPLE INCISION AND DRAINAGE	1	\$4,166	\$2,119
	006 SIMPLE DEBRIDEMENT AND DESTRUCTION	1	\$1,747	\$1,861
	007 COMPLEX EXCISION, BIOPSY AND DEBRIDEMENT	16	\$4,040	\$2,263
	008 SIMPLE EXCISION AND BIOPSY	11	\$3,870	\$2,174
	009 COMPLEX SKIN REPAIRS INCL INTEGUMENT GRAFTS, TRANSFER & REARRAN	1	\$6,038	\$2,942
	011 SIMPLE INCISION AND EXCISION OF BREAST	45	\$3,025	\$1,987
	012 BREAST RECONSTRUCTION AND MASTECTOMY	4	\$6,476	\$3,739
02	MUSCULOSKELETAL SYSTEM	369	\$4,765	\$2,888
	021 COMPLEX MUSCULOSKELETAL PROCEDURES EXCLUDING HAND AND FOOT	36	\$6,728	\$3,672
	022 SIMPLE MUSCULOSKELETAL PROCEDURES EXCLUDING HAND AND FOOT	13	\$6,210	\$2,693
	023 COMPLEX HAND AND FOOT MUSCULOSKELETAL PROCEDURES	7	\$4,947	\$3,163
	024 SIMPLE HAND AND FOOT MUSCULOSKELETAL PROCEDURES	116	\$3,692	\$2,059
	025 ARTHROSCOPY	103	\$5,654	\$3,554
	027 SPLINT, STRAPPING AND CAST REMOVAL	4	\$245	\$433
	029 CLOSED TREATMENT FX & DISLOCATION EXC FINGER, TOE & TRUNK	7	\$1,695	\$2,107
	030 OPEN OR PERCUTANEOUS TREATMENT OF FRACTURES	58	\$4,649	\$3,403
	031 BONE OR JOINT MANIPULATION UNDER ANESTHESIA	8	\$2,009	\$2,080
	032 BUNION PROCEDURES	17	\$5,374	\$2,827
03	RESPIRATORY SYSTEM	36	\$3,513	\$1,741
	052 NEEDLE AND CATHETER BIOPSY, ASPIRATION, LAVAGE AND INTUBATION	18	\$980	\$785
	053 COMPLEX ENDOSCOPY OF THE UPPER AIRWAY	18	\$6,045	\$3,025
04	CARDIOVASCULAR SYSTEM	17	\$3,452	\$4,411
	075 PLACEMENT OF TRANSVENOUS CATHETERS	8	\$1,954	\$1,859
	079 REMOVAL AND REVISION OF PACEMAKER AND VASCULAR DEVICE	3	\$2,653	\$1,908
	080 MINOR VASCULAR REPAIR AND FISTULA CONSTRUCTION	6	\$5,850	\$3,583
05	HEMATOLOGIC, LYMPHATIC, AND ENDOCRINE	51	\$5,157	\$2,960
	095 DEEP LYMPH STRUCTURE AND THYROID PROCEDURES	35	\$6,612	\$3,516
	097 TRANSFUSION	16	\$1,973	\$2,051
06	DIGESTIVE SYSTEM	1,329	\$3,362	\$1,572
	113 ANOSCOPY WITH BIOPSY AND DIAGNOSTIC PROCTOSIGMOIDOSCOPY	20	\$934	\$592
	114 PROCTOSIGMOIDOSCOPY WITH EXCISION OR BIOPSY	5	\$975	\$671
	115 DIAGNOSTIC UPPER GI ENDOSCOPY OR INTUBATION	309	\$1,904	\$827
	116 THERAPEUTIC UPPER GI ENDOSCOPY OR INTUBATION	34	\$2,646	\$1,177
	117 LOWER GASTROINTESTINAL ENDOSCOPY	538	\$2,137	\$860
	118 ERCP AND MISCELLANEOUS GI ENDOSCOPY PROCEDURES	12	\$3,449	\$2,194
	119 HERNIA AND HYDROCELE PROCEDURES	76	\$5,063	\$2,637
	120 COMPLEX ANAL AND RECTAL PROCEDURES	13	\$5,270	\$2,094
	121 SIMPLE ANAL AND RECTAL PROCEDURES	2	\$3,761	\$1,884
	122 MISCELLANEOUS ABDOMINAL PROCEDURES	2	\$9,776	\$2,210
	123 COMPLEX LAPAROSCOPIC PROCEDURES	318	\$6,588	\$4,623
07	URINARY SYSTEM	65	\$5,966	\$3,060
	131 RENAL EXTRACORPOREAL SHOCK WAVE LITHOTRIPSY	31	\$7,415	\$4,872
	134 COMPLEX CYSTOURETHROSCOPY AND LITHOLAPAXY	16	\$5,154	\$3,123

AMB ST 1-5

UTAH HOSPITAL AND FREESTANDING AMBULATORY SURGERY CENTER (FASC) UTILIZATION AND CHARGE PROFILE OF OUTPATIENT SURGERY, 2002
 PROCEDURE APG CATEGORY, PROCEDURE APG, SINGLE APG ONLY

117 Jordan Valley Hospital

procedure APG category	Procedure APG	TOTAL #	AVE TOT CHRGR	AVE TOT CHRGR(ALL Hospitals)
	135 MODERATE CYSTOURETHROSCOPY	14	\$4,417	\$2,505
	136 SIMPLE CYSTOURETHROSCOPY	3	\$3,558	\$1,505
	137 COMPLEX URETHRAL PROCEDURES	1	\$2,972	\$2,659
08	MALE GENITAL SYSTEM	47	\$6,373	\$2,312
	151 TESTICULAR AND EPIDIDYMAL PROCEDURES	13	\$4,850	\$2,147
	152 INSERTION OF PENILE PROSTHESIS	1	\$17,792	\$10,127
	154 SIMPLE PENILE PROCEDURES	3	\$3,569	\$1,239
	155 PROSTATE NEEDLE AND PUNCH BIOPSY	30	\$6,932	\$4,027
09	FEMALE GENITAL SYSTEM	83	\$4,598	\$2,440
	176 COMPLEX FEMALE REPRODUCTIVE PROCEDURES	8	\$6,112	\$3,888
	177 SIMPLE FEMALE REPRODUCTIVE PROCEDURES	12	\$3,632	\$2,279
	178 DILATION AND CURETTAGE	11	\$3,987	\$1,640
	179 HYSTEROSCOPY	52	\$4,717	\$2,869
10	NERVOUS SYSTEM	45	\$2,640	\$1,212
	195 NERVOUS SYSTEM INJECTIONS, STIMULATIONS OR CRANIAL TAP	8	\$326	\$543
	198 NERVE REPAIR AND DESTRUCTION	32	\$3,382	\$1,869
	199 SPINAL TAP	5	\$1,595	\$857
11	EYE AND OCULAR ADNEXA	9	\$6,233	\$2,298
	214 CATARACT PROCEDURES	9	\$6,233	\$2,599
12	FACIAL, EAR, NOSE, MOUTH AND THROAT	465	\$2,560	\$1,870
	233 NASAL CAUTERIZATION AND PACKING	2	\$3,056	\$1,788
	234 COMPLEX FACIAL AND ENT PROCEDURES	24	\$6,640	\$3,757
	235 SIMPLE FACIAL AND ENT PROCEDURES	207	\$1,681	\$1,293
	236 TONSIL AND ADENOID PROCEDURES	232	\$2,918	\$1,733

AMB ST 1-6

UTAH HOSPITAL AND FREESTANDING AMBULATORY SURGERY CENTER (FASC) UTILIZATION AND CHARGE PROFILE OF OUTPATIENT SURGERY, 2002
 NUMBER OF SELECTED AMBULATORY SURGERY PATIENT VISITS BY PATIENT PROFILE

117 Jordan Valley Hospital

Patient Profile	Patient Visits		Patient Visits-All Hospitals	
	(#)	(%)	(#)	(%)
GENDER				
Female	2,586	58.1	99,046	54.3
Male	1,867	41.9	83,377	45.7
Unknown	0	0.0	1	0.0
Not Reported	0	0.0	3	0.0
AGE				
1-28 days	1	0.0	201	0.1
29-365 days	70	1.6	2,806	1.5
1-4 years	228	5.1	10,230	5.6
5-9	121	2.7	5,477	3.0
10-14	112	2.5	4,621	2.5
15-17	102	2.3	4,481	2.5
18-19	105	2.4	3,763	2.1
20-24	329	7.4	11,153	6.1
25-29	365	8.2	10,390	5.7
30-34	430	9.7	10,476	5.7
35-39	365	8.2	10,951	6.0
40-44	412	9.3	13,202	7.2
45-49	392	8.8	14,095	7.7
50-54	441	9.9	15,731	8.6
55-59	320	7.2	13,738	7.5
60-64	218	4.9	11,970	6.6
65-69	162	3.6	11,268	6.2
70-74	133	3.0	10,407	5.7
75-79	72	1.6	8,832	4.8
80-84	45	1.0	5,577	3.1
85-89	22	0.5	2,334	1.3
90 +	8	0.2	720	0.4
Not Reported	1	0.0	205	0.1
SOURCE OF ADMISSION				
Physician Referral	4,442	99.8	170,677	93.6
Clinic Referral	1	0.0	371	0.2
HMO Referral	2	0.0	163	0.1
Other Hospital	0	0.0	143	0.1
Skilled Nursing Facility	0	0.0	17	0.0
Other Health Care Facility	0	0.0	19	0.0
Emergency Room	8	0.2	3,138	1.7
Court/Law Enforcement	0	0.0	4	0.0
Unknown	0	0.0	3,312	1.8
Not Reported	0	0.0	4,583	2.5

(Continued)

AMB ST 1-6

UTAH HOSPITAL AND FREESTANDING AMBULATORY SURGERY CENTER (FASC) UTILIZATION AND CHARGE PROFILE OF OUTPATIENT SURGERY, 2002
 NUMBER OF SELECTED AMBULATORY SURGERY PATIENT VISITS BY PATIENT PROFILE

117 Jordan Valley Hospital

Patient Profile	Patient Visits		Patient Visits-All Hospitals	
	(#)	(%)	(#)	(%)
DISCHARGE STATUS				
Home or Self Care	4,450	99.9	181,621	99.6
Another Hospital	0	0.0	132	0.1
Skilled Nursing Facility	0	0.0	207	0.1
Intermediate Care Facility	0	0.0	14	0.0
Another Type of Institution	2	0.0	41	0.0
Under Care of Home Service	1	0.0	184	0.1
Left Against Medical Advice	0	0.0	13	0.0
Under Care of Home IV Provider	0	0.0	8	0.0
Expired	0	0.0	6	0.0
Unknown	0	0.0	189	0.1
Not Reported	0	0.0	12	0.0
PRIMARY PAYER				
Medicare	457	10.3	39,406	21.6
Medicaid	208	4.7	12,181	6.7
Other government	70	1.6	2,765	1.5
Blue Cross/Blue Shield	1,058	23.8	25,235	13.8
Other Commercial	661	14.8	17,505	9.6
Managed Care(HMO, PPO)	1,904	42.8	77,069	42.2
Self Pay	46	1.0	2,955	1.6
Industrial & Worker Comp	42	0.9	3,998	2.2
Charity and Unclassified	0	0.0	123	0.1
Childrens Health Insurance	0	0.0	346	0.2
Unknown	7	0.2	703	0.4
Not Reported	0	0.0	141	0.1
LOCAL HEALTH DISTRICT OF PATIENT RESIDENCE				
Bear River	8	0.2	12,345	6.8
Central Utah	8	0.2	6,772	3.7
Davis County	30	0.7	19,304	10.6
Salt Lake County	4,162	93.5	62,264	34.1
Southeastern Utah	5	0.1	4,319	2.4
Southwest Utah	6	0.1	11,788	6.5
Summit County	21	0.5	1,676	0.9
Tooele County	61	1.4	3,248	1.8
Tri-County	4	0.1	4,686	2.6
Utah County	70	1.6	31,011	17.0
Wasatch County	7	0.2	1,317	0.7
Weber County	8	0.2	15,685	8.6
Unknown Utah	0	0.0	56	0.0
Outside Utah	53	1.2	7,881	4.3
Unknown, Not Reported	10	0.2	75	0.0

SOURCE: Utah Ambulatory Surgery Database,
 Utah Health Data Committee/Office of Health Care Statistics.

AMB ST 1-1

UTAH HOSPITAL AND FREESTANDING AMBULATORY SURGERY CENTER (FASC) UTILIZATION AND CHARGE PROFILE OF OUTPATIENT SURGERY, 2002
 NUMBER OF CPT-4 AND ICD-9 PROCEDURES BY SELECTED AMBULATORY SURGERY REPORTING CATEGORY

114 Kane County Hospital

Reporting Category (ICD-9-CM CODES)	Procedures Performed		Procedures Performed-All Hospitals	
	(#)	(%)	(#)	(%)
Reporting Category (ICD-9-CM CODES)	253	100.0	300,948	100.0
Mastectomy (85.0-85.99)	0	0.0	6,951	2.3
Musculoskeletal (76.0-84.99)	11	4.3	53,689	17.8
Respiratory (30.0-34.99)	0	0.0	2,595	0.9
Cardiovascular (35.0-39.99)	0	0.0	13,957	4.6
Lymphatic/Hemetic (40.0-41.99)	0	0.0	2,092	0.7
Digestive System (42.0-54.99)	74	29.2	79,482	26.4
Urinary (55.0-59.99)	4	1.6	7,394	2.5
Male Genital (60.0-64.99)	0	0.0	3,824	1.3
Female Genital (65.0-71.99)	3	1.2	12,874	4.3
Endocrine/Nervous (01.0-07.99)	3	1.2	19,288	6.4
Eye (08.0-16.99)	104	41.1	19,110	6.3
Ear (18.0-20.99)	15	5.9	14,450	4.8
Nose, Mouth, Pharynx (21.0-29.99)	29	11.5	29,272	9.7
Other*	10	4.0	35,970	12.0
Reporting Category (CPT-4 CODES)	.	.	363,184	100.0
Mastectomy (19120-19220)	.	.	3,282	0.9
Musculoskeletal (20000-29909)	.	.	49,166	13.5
Respiratory (30000-32999)	.	.	12,335	3.4
Cardiovascular (33010-37799 & 93501-93660)	.	.	30,942	8.5
Lymphatic/Hemetic (38100-38999)	.	.	1,669	0.5
Diaphragm (39501-39599)	.	.	3	0.0
Digestive System (40490-49999)	.	.	84,020	23.1
Urinary (50010-53899)	.	.	8,260	2.3
Male Genital (54000-55899)	.	.	3,300	0.9
Female Genital (56405-58999)	.	.	8,683	2.4
Endocrine/Nervous (60000-64999)	.	.	17,357	4.8
Eye (65091-68899)	.	.	10,599	2.9
Ear (69000-69979)	.	.	8,100	2.2
Other*	.	.	125,468	34.5

SOURCE: Utah Ambulatory Surgery Database

Utah Health Data Committee/Office of Health Care Statistics.

* Procedure falls outside reporting categories.

AMB ST 1-2

UTAH HOSPITAL AND FREESTANDING AMBULATORY SURGERY CENTER (FASC) UTILIZATION AND CHARGE PROFILE OF OUTPATIENT SURGERY, 2002
 MOST COMMONLY PERFORMED CPT-4 AND ICD-9 PROCEDURES

114 Kane County Hospital

ICD-9 CODE	ICD-9 DESCRIPTION	#	%	% ALL Hospitals
All ICD-9 Procedures				
1371	IOL PROSTH-CATARACT EXTRACT-1-STAGE	50	19.8	1.56
1341	PHACOEMLSIFICATION-ASPIR CATARACT	49	19.4	1.53
4523	COLONOSCOPY	25	9.9	4.95
4513	OTH ENDO SM INTESTINE	15	5.9	1.87
2001	MYRINGOTOMY W/INSRT TUBE	14	5.5	3.82
282	TONSILLECTOMY WO ADENOIDECTOMY	8	3.2	0.67
4516	ESOPHAGOGASTRODUODENOSCPY-CLO BX	8	3.2	4.22
2101	CNTRL EPISTAXIS-ANT NASAL PACKING	6	2.4	0.00
4525	CLO [ENDO] BX LG INTESTINE	6	2.4	1.85
4824	CLO [ENDO] BX RECTUM	6	2.4	0.36
283	TONSILLECTOMY W/ADENOIDECTOMY	5	2.0	1.61
4292	DILAT ESOPH	4	1.6	1.18
5303	UNILAT REPR DIRECT ING HERN-GFT	3	1.2	0.38
1364	DISCISSION SECNDRY MEMBRN	2	0.8	0.31
2103	CNTRL EPISTAXIS-CAUT (& PACKING)	2	0.8	0.03
5304	UNILAT REPR INDIRECT ING HERN-GFT	2	0.8	0.47
5794	INSRT INDWELLING URIN CATH	2	0.8	0.01
5795	REPLCMT INDWELLING URIN CATH	2	0.8	0.00
8209	OTH INCIS SOFT TISS HAND	2	0.8	0.01
9359	OTH IMMOBILIZE-PRESS- WOUND CARE	2	0.8	0.00

CPT-4 CODE	CPT-4 DESCRIPTION	#	%	% ALL Hospitals
All CPT-4 Procedures				

Does not report CPTs

AMB ST 1-3

UTAH HOSPITAL AND FREESTANDING AMBULATORY SURGERY CENTER (FASC) UTILIZATION AND CHARGE PROFILE OF OUTPATIENT SURGERY, 2002
 AVERAGE TOTAL CHARGES FOR MOST COMMONLY PERFORMED CPT-4 AND ICD-9 PROCEDURES, SINGLE ICD-9 OR CPT-4 ONLY

114 Kane County Hospital

ICD-9 CODE	ICD-9 DESCRIPTION	#	AVE TOT CHR	AVE TOT CHR(ALL Hospitals)
ICD-9 Procedures		88	\$1,615	\$2,254
4523	COLONOSCOPY	22	\$1,303	\$782
4513	OTH ENDO SM INTESTINE	10	\$1,319	\$756
282	TONSILLECTOMY WO ADENOIDECTOMY	8	\$3,125	\$1,956
4516	ESOPHAGOGASTRODUODENOSCPY-CLO BX	6	\$1,302	\$938
283	TONSILLECTOMY W/ADENOIDECTOMY	5	\$2,880	\$1,655
2101	CNTRL EPISTAXIS-ANT NASAL PACKING	4	\$1,528	\$1,622
1364	DISCISSION SECNDRY MEMBRN	2	\$410	\$527
4824	CLO [ENDO] BX RECTUM	2	\$1,694	\$1,051
5303	UNILAT REPR DIRECT ING HERN-GFT	2	\$4,271	\$3,023
5304	UNILAT REPR INDIRECT ING HERN-GFT	2	\$3,407	\$2,917
5794	INSRT INDWELLING URIN CATH	2	\$434	\$852
8209	OTH INCIS SOFT TISS HAND	2	\$350	\$1,642
0331	SPINAL TAP	1	\$734	\$934
1233	LYSIS POST SYNECHIAE	1	\$141	\$141
2009	OTH MYRINGOTOMY	1	\$185	\$1,459
2102	CNTRL EPISTAXIS-POST (& ANT) PACK	1	\$660	\$660
2103	CNTRL EPISTAXIS-CAUT (& PACKING)	1	\$2,946	\$1,427
2109	CNTRL EPISTAXIS-OTH MEANS	1	\$391	\$2,817
240	INCIS GUM/ALVEOL BONE	1	\$747	\$1,432
4524	FLEX SIGMOIDOSCOPY	1	\$855	\$456

CPT-4 CODE	CPT-4 DESCRIPTION	#	AVE TOT CHR	AVE TOT CHR(ALL Hospitals)
CPT-4 Procedures				

Does not report CPTs

AMB ST 1-6

UTAH HOSPITAL AND FREESTANDING AMBULATORY SURGERY CENTER (FASC) UTILIZATION AND CHARGE PROFILE OF OUTPATIENT SURGERY, 2002
 NUMBER OF SELECTED AMBULATORY SURGERY PATIENT VISITS BY PATIENT PROFILE

114 Kane County Hospital

Patient Profile	Patient Visits		Patient Visits-All Hospitals	
	(#)	(%)	(#)	(%)
GENDER				
Female	90	53.6	99,046	54.3
Male	78	46.4	83,377	45.7
Unknown	0	0.0	1	0.0
Not Reported	0	0.0	3	0.0
AGE				
1-28 days	0	0.0	201	0.1
29-365 days	2	1.2	2,806	1.5
1-4 years	7	4.2	10,230	5.6
5-9	8	4.8	5,477	3.0
10-14	6	3.6	4,621	2.5
15-17	1	0.6	4,481	2.5
18-19	1	0.6	3,763	2.1
20-24	2	1.2	11,153	6.1
25-29	4	2.4	10,390	5.7
30-34	0	0.0	10,476	5.7
35-39	1	0.6	10,951	6.0
40-44	1	0.6	13,202	7.2
45-49	11	6.5	14,095	7.7
50-54	15	8.9	15,731	8.6
55-59	12	7.1	13,738	7.5
60-64	13	7.7	11,970	6.6
65-69	15	8.9	11,268	6.2
70-74	18	10.7	10,407	5.7
75-79	22	13.1	8,832	4.8
80-84	18	10.7	5,577	3.1
85-89	9	5.4	2,334	1.3
90 +	2	1.2	720	0.4
Not Reported	0	0.0	205	0.1
SOURCE OF ADMISSION				
Physician Referral	142	84.5	170,677	93.6
Clinic Referral	0	0.0	371	0.2
HMO Referral	0	0.0	163	0.1
Other Hospital	0	0.0	143	0.1
Skilled Nursing Facility	0	0.0	17	0.0
Other Health Care Facility	0	0.0	19	0.0
Emergency Room	26	15.5	3,138	1.7
Court/Law Enforcement	0	0.0	4	0.0
Unknown	0	0.0	3,312	1.8
Not Reported	0	0.0	4,583	2.5

(Continued)

AMB ST 1-6

UTAH HOSPITAL AND FREESTANDING AMBULATORY SURGERY CENTER (FASC) UTILIZATION AND CHARGE PROFILE OF OUTPATIENT SURGERY, 2002
 NUMBER OF SELECTED AMBULATORY SURGERY PATIENT VISITS BY PATIENT PROFILE

114 Kane County Hospital

Patient Profile	Patient Visits		Patient Visits-All Hospitals	
	(#)	(%)	(#)	(%)
DISCHARGE STATUS				
Home or Self Care	163	97.0	181,621	99.6
Another Hospital	3	1.8	132	0.1
Skilled Nursing Facility	0	0.0	207	0.1
Intermediate Care Facility	0	0.0	14	0.0
Another Type of Institution	0	0.0	41	0.0
Under Care of Home Service	0	0.0	184	0.1
Left Against Medical Advice	0	0.0	13	0.0
Under Care of Home IV Provider	0	0.0	8	0.0
Expired	0	0.0	6	0.0
Unknown	0	0.0	189	0.1
Not Reported	2	1.2	12	0.0
PRIMARY PAYER				
Medicare	80	47.6	39,406	21.6
Medicaid	12	7.1	12,181	6.7
Other government	0	0.0	2,765	1.5
Blue Cross/Blue Shield	16	9.5	25,235	13.8
Other Commercial	57	33.9	17,505	9.6
Managed Care(HMO, PPO)	0	0.0	77,069	42.2
Self Pay	0	0.0	2,955	1.6
Industrial & Worker Comp	3	1.8	3,998	2.2
Charity and Unclassified	0	0.0	123	0.1
Childrens Health Insurance	0	0.0	346	0.2
Unknown	0	0.0	703	0.4
Not Reported	0	0.0	141	0.1
LOCAL HEALTH DISTRICT OF PATIENT RESIDENCE				
Bear River	0	0.0	12,345	6.8
Central Utah	1	0.6	6,772	3.7
Davis County	0	0.0	19,304	10.6
Salt Lake County	0	0.0	62,264	34.1
Southeastern Utah	2	1.2	4,319	2.4
Southwest Utah	128	76.2	11,788	6.5
Summit County	0	0.0	1,676	0.9
Tooele County	0	0.0	3,248	1.8
Tri-County	0	0.0	4,686	2.6
Utah County	1	0.6	31,011	17.0
Wasatch County	0	0.0	1,317	0.7
Weber County	1	0.6	15,685	8.6
Unknown Utah	0	0.0	56	0.0
Outside Utah	35	20.8	7,881	4.3
Unknown, Not Reported	0	0.0	75	0.0

SOURCE: Utah Ambulatory Surgery Database,
 Utah Health Data Committee/Office of Health Care Statistics.

AMB ST 1-1

UTAH HOSPITAL AND FREESTANDING AMBULATORY SURGERY CENTER (FASC) UTILIZATION AND CHARGE PROFILE OF OUTPATIENT SURGERY, 2002
 NUMBER OF CPT-4 AND ICD-9 PROCEDURES BY SELECTED AMBULATORY SURGERY REPORTING CATEGORY

107 Lakeview Hospital

Reporting Category (ICD-9-CM CODES)	Procedures Performed		Procedures Performed-All Hospitals	
	(#)	(%)	(#)	(%)
Reporting Category (ICD-9-CM CODES)	9,646	100.0	300,948	100.0
Mastectomy (85.0-85.99)	342	3.5	6,951	2.3
Musculoskeletal (76.0-84.99)	2,239	23.2	53,689	17.8
Respiratory (30.0-34.99)	32	0.3	2,595	0.9
Cardiovascular (35.0-39.99)	186	1.9	13,957	4.6
Lymphatic/Hemetic (40.0-41.99)	43	0.4	2,092	0.7
Digestive System (42.0-54.99)	2,144	22.2	79,482	26.4
Urinary (55.0-59.99)	167	1.7	7,394	2.5
Male Genital (60.0-64.99)	73	0.8	3,824	1.3
Female Genital (65.0-71.99)	161	1.7	12,874	4.3
Endocrine/Nervous (01.0-07.99)	1,042	10.8	19,288	6.4
Eye (08.0-16.99)	896	9.3	19,110	6.3
Ear (18.0-20.99)	315	3.3	14,450	4.8
Nose, Mouth, Pharynx (21.0-29.99)	805	8.3	29,272	9.7
Other*	1,201	12.5	35,970	12.0
Reporting Category (CPT-4 CODES)	7,943	100.0	363,184	100.0
Mastectomy (19120-19220)	110	1.4	3,282	0.9
Musculoskeletal (20000-29909)	2,336	29.4	49,166	13.5
Respiratory (30000-32999)	339	4.3	12,335	3.4
Cardiovascular (33010-37799 & 93501-93660)	345	4.3	30,942	8.5
Lymphatic/Hemetic (38100-38999)	32	0.4	1,669	0.5
Diaphragm (39501-39599)	0	0.0	3	0.0
Digestive System (40490-49999)	2,438	30.7	84,020	23.1
Urinary (50010-53899)	179	2.3	8,260	2.3
Male Genital (54000-55899)	51	0.6	3,300	0.9
Female Genital (56405-58999)	138	1.7	8,683	2.4
Endocrine/Nervous (60000-64999)	628	7.9	17,357	4.8
Eye (65091-68899)	511	6.4	10,599	2.9
Ear (69000-69979)	186	2.3	8,100	2.2
Other*	650	8.2	125,468	34.5

SOURCE: Utah Ambulatory Surgery Database

Utah Health Data Committee/Office of Health Care Statistics.

* Procedure falls outside reporting categories.

AMB ST 1-2

UTAH HOSPITAL AND FREESTANDING AMBULATORY SURGERY CENTER (FASC) UTILIZATION AND CHARGE PROFILE OF OUTPATIENT SURGERY, 2002
 MOST COMMONLY PERFORMED CPT-4 AND ICD-9 PROCEDURES

107 Lakeview Hospital

ICD-9 CODE	ICD-9 DESCRIPTION	#	%	% ALL Hospitals
All ICD-9 Procedures		9,646	100.0	100.0
4516	ESOPHAGOGASTRODUODENOSCPY-CLO BX	442	4.6	4.22
9923	INJ STEROID	406	4.2	2.23
0392	INJ OTH AGENT SPINAL CANAL	369	3.8	2.02
1371	IOL PROSTH-CATARACT EXTRACT-1-STAGE	350	3.6	1.56
806	EXC SEMILUNAR CARTILAGE-KNEE	334	3.5	1.56
0391	INJ ANES SPINAL CANAL-ANALGESIA	319	3.3	1.32
1341	PHACOEMLSIFICATION-ASPIR CATARACT	288	3.0	1.53
4523	COLONOSCOPY	277	2.9	4.95
4525	CLO [ENDO] BX LG INTESTINE	267	2.8	1.85
2001	MYRINGOTOMY W/INSRT TUBE	230	2.4	3.82
4542	ENDO POLYPECTOMY LG INTESTINE	174	1.8	2.58
5123	LAP CHOLEY	154	1.6	1.92
8753	INTRAOP CHOLANGIOGRAM	151	1.6	1.09
0443	RELEASE CARPAL TUNNEL	138	1.4	1.12
1364	DISCISSION SECNDRY MEMBRN	118	1.2	0.31
283	TONSILLECTOMY W/ADENOIDECTOMY	118	1.2	1.61
282	TONSILLECTOMY WO ADENOIDECTOMY	107	1.1	0.67
8183	OTH REPR SHLDR	107	1.1	0.55
8363	ROTATOR CUFF REPR	107	1.1	0.55
8521	LOC EXC LES BREAST	104	1.1	1.03

CPT-4 CODE	CPT-4 DESCRIPTION	#	%	% ALL Hospitals
All CPT-4 Procedures		7,943	100.0	100.0
43239	UGI ENDO; W/BX 1/MX	436	5.5	3.22
66984	EXTRACAPSULAR CATARACT REMV IOL	351	4.4	1.23
62311	INJ 1 NOT NEUROLYTIC-EPID; LUMB/	336	4.2	0.98
45378	COLONOSCOPY FLEX; DX-SEP PROC	275	3.5	3.53
45380	COLONOSCOPY FLEX; W/BX 1/MX	274	3.4	1.47
29881	SCOPE KNEE SURG;W/MENISCECT MED/	255	3.2	0.99
45385	COLONOSCOPY FLEX; W/REMV LES-SNA	161	2.0	2.05
47563	LAPARSCPY SURG; CHOLECT W/CHOLAN	143	1.8	0.89
66821	DISCISSION 2ND CATARACT; LASER S	127	1.6	0.24
69436	TYMPANOSTOMY GENERAL ANESTHESIA	125	1.6	1.65
49505	REPR INIT ING HERNIA 5YR/MORE; R	105	1.3	0.79
29826	SCOPE SHOULDER; DECOMP SUBACROM	95	1.2	0.46
64721	NEUROPLASTY; MEDIAN @ CARPAL TUN	95	1.2	0.60
42820	T&A; UNDER AGE 12	94	1.2	1.02
42826	TONSILLECTOMY PRIM/SEC; AGE 12/O	92	1.2	0.43
30520	SEPTOPLASTY/SUBMUCOS RES W/GFT	90	1.1	0.61
29880	SCOPE KNEE SURG;W/MENISCECT MED&	79	1.0	0.28
28285	CORRECTION HAMMERTOE	73	0.9	0.41
29879	SCOPE KNEE SURG; ABRASION ARTHPL	68	0.9	0.18
23350	INJ SHLDR ARTHROGRPH/ENHNCD CT/M	67	0.8	0.10

SOURCE: Utah Ambulatory Surgery Database
 Utah Health Data Committee/Office of Health Care Statistics

AMB ST 1-3

UTAH HOSPITAL AND FREESTANDING AMBULATORY SURGERY CENTER (FASC) UTILIZATION AND CHARGE PROFILE OF OUTPATIENT SURGERY, 2002
 AVERAGE TOTAL CHARGES FOR MOST COMMONLY PERFORMED CPT-4 AND ICD-9 PROCEDURES, SINGLE ICD-9 OR CPT-4 ONLY

107 Lakeview Hospital

ICD-9 CODE	ICD-9 DESCRIPTION	#	AVE TOT CHR	AVE TOT CHR(ALL Hospitals)
ICD-9 Procedures		2,928	\$2,828	\$2,254
4516	ESOPHAGOGASTRODUODENOSCPY-CLO BX	209	\$1,652	\$938
4523	COLONOSCOPY	192	\$1,248	\$782
806	EXC SEMILUNAR CARTILAGE-KNEE	160	\$3,990	\$3,545
4525	CLO [ENDO] BX LG INTESTINE	130	\$1,782	\$1,109
1364	DISCISSION SECNDRY MEMBRN	115	\$897	\$527
283	TONSILLECTOMY W/ADENOIDECTOMY	99	\$2,701	\$1,655
4542	ENDO POLYPECTOMY LG INTESTINE	87	\$1,713	\$1,037
282	TONSILLECTOMY WO ADENOIDECTOMY	81	\$2,973	\$1,956
0443	RELEASE CARPAL TUNNEL	76	\$2,588	\$1,705
8832	CONTRAST ARTHROGRAM	69	\$655	\$1,075
9904	TRANSFUS PACKED CELLS	52	\$1,056	\$1,977
4701	LAP APPENDECTOMY	49	\$6,912	\$5,663
8521	LOC EXC LES BREAST	49	\$2,908	\$2,019
5304	UNILAT REPR INDIRECT ING HERN-GFT	38	\$3,224	\$2,917
8076	SYNOVECT-KNEE	37	\$4,043	\$3,323
5303	UNILAT REPR DIRECT ING HERN-GFT	35	\$3,139	\$3,023
3893	VENOUS CATH-NEC	32	\$1,790	\$2,079
8183	OTH REPR SHLDR	32	\$4,740	\$4,837
8201	EXPLOR TENDON SHEATH HAND	28	\$2,166	\$1,656
8363	ROTATOR CUFF REPR	27	\$5,587	\$5,401

CPT-4 CODE	CPT-4 DESCRIPTION	#	AVE TOT CHR	AVE TOT CHR(ALL Hospitals)
CPT-4 Procedures		4,002	\$2,756	\$2,003
66984	EXTRACAPSULAR CATARACT REMV IOL	346	\$3,610	\$2,599
62311	INJ 1 NOT NEUROLYTIC-EPID; LUMB/	333	\$289	\$489
43239	UGI ENDO; W/BX 1/MX	210	\$1,653	\$889
45378	COLONOSCOPY FLEX; DX-SEP PROC	194	\$1,250	\$741
45380	COLONOSCOPY FLEX; W/BX 1/MX	157	\$1,800	\$1,052
29881	SCOPE KNEE SURG;W/MENISCECT MED/	138	\$3,981	\$3,358
66821	DISCISSION 2ND CATARACT; LASER S	126	\$912	\$576
47563	LAPARSCPY SURG; CHOLECT W/CHOLAN	101	\$5,667	\$4,959
49505	REPR INIT ING HERNIA 5YR/MORE; R	87	\$3,268	\$2,803
45385	COLONOSCOPY FLEX; W/REMV LES-SNA	82	\$1,705	\$947
42820	T&A; UNDER AGE 12	77	\$2,634	\$1,610
42826	TONSILLECTOMY PRIM/SEC; AGE 12/O	73	\$3,013	\$2,061
23350	INJ SHLDR ARTHROGRPH/ENHNCD CT/M	66	\$649	\$1,050
36430	TRANSFUSION BLOOD/BLOOD COMPONEN	60	\$1,141	\$2,051
64721	NEUROPLASTY; MEDIAN @ CARPAL TUN	50	\$2,328	\$1,670
44970	LAPAROSCOPY SURGICAL APPENDECTOM	49	\$6,912	\$5,612
69436	TYMPANOSTOMY GENERAL ANESTHESIA	49	\$2,343	\$934
29880	SCOPE KNEE SURG;W/MENISCECT MED&	45	\$4,029	\$3,518
19120	EXC BRST CYST TUMR/LES OPN M/F 1	44	\$2,834	\$1,911
41899	UNLIST PROC DENTOALVEOL STRUCTUR	38	\$2,631	\$1,813

SOURCE: Utah Ambulatory Surgery Database
 Utah Health Data Committee/Office of Health Care Statistics

AMB ST 1-4

UTAH HOSPITAL AND FREESTANDING AMBULATORY SURGERY CENTER (FASC) UTILIZATION AND CHARGE PROFILE OF OUTPATIENT SURGERY, 2002
 PROCEDURE APG CATEGORY, PROCEDURE APG

107 Lakeview Hospital

Procedure APG category	Procedure APG	TOTAL #	TOTAL # (ALL Hospitals)
01	INTEGUMENTARY SYSTEM	668	13,519
	002 SUPERFICIAL NEEDLE BIOPSY AND ASPIRATION	80	2,597
	003 COMPLEX INCISION AND DRAINAGE	3	106
	004 SIMPLE INCISION AND DRAINAGE	8	96
	006 SIMPLE DEBRIDEMENT AND DESTRUCTION	40	588
	007 COMPLEX EXCISION, BIOPSY AND DEBRIDEMENT	82	1,731
	008 SIMPLE EXCISION AND BIOPSY	65	1,756
	009 COMPLEX SKIN REPAIRS INCL INTEGUMENT GRAFTS, TRANSFER & REARRANGE	81	1,422
	010 SIMPLE SKIN REPAIR	35	599
	011 SIMPLE INCISION AND EXCISION OF BREAST	164	3,917
	012 BREAST RECONSTRUCTION AND MASTECTOMY	110	671
02	MUSCULOSKELETAL SYSTEM	2,112	42,903
	021 COMPLEX MUSCULOSKELETAL PROCEDURES EXCLUDING HAND AND FOOT	307	5,617
	022 SIMPLE MUSCULOSKELETAL PROCEDURES EXCLUDING HAND AND FOOT	80	1,767
	023 COMPLEX HAND AND FOOT MUSCULOSKELETAL PROCEDURES	68	1,639
	024 SIMPLE HAND AND FOOT MUSCULOSKELETAL PROCEDURES	371	9,596
	025 ARTHROSCOPY	996	17,119
	029 CLOSED TREATMENT FX & DISLOCATION EXC FINGER, TOE & TRUNK	11	627
	030 OPEN OR PERCUTANEOUS TREATMENT OF FRACTURES	119	2,741
	031 BONE OR JOINT MANIPULATION UNDER ANESTHESIA	28	332
	032 BUNION PROCEDURES	40	1,318
	033 ARTHROPLASTY	31	483
	034 HAND AND FOOT TENOTOMY	3	167
	035 ARTHROCENTESIS AND LIGAMENT OR TENDON INJECTION	58	1,334
03	RESPIRATORY SYSTEM	141	6,869
	052 NEEDLE AND CATHETER BIOPSY, ASPIRATION, LAVAGE AND INTUBATION	20	545
	053 COMPLEX ENDOSCOPY OF THE UPPER AIRWAY	108	4,423
	054 SIMPLE ENDOSCOPY OF THE UPPER AIRWAY	5	329
	055 ENDOSCOPY OF THE LOWER AIRWAY	8	1,188
04	CARDIOVASCULAR SYSTEM	274	23,208
	075 PLACEMENT OF TRANSVENOUS CATHETERS	38	737
	076 DIAGNOSTIC CARDIAC CATHETERIZATION	204	15,013
	078 PACEMAKER INSERTION AND REPLACEMENT	7	716
	079 REMOVAL AND REVISION OF PACEMAKER AND VASCULAR DEVICE	7	477
	080 MINOR VASCULAR REPAIR AND FISTULA CONSTRUCTION	13	1,191
	081 SECONDARY VARICOSE VEINS AND VASCULAR INJECTION	2	296
	082 VASCULAR LIGATION	3	507
05	HEMATOLOGIC, LYMPHATIC, AND ENDOCRINE	92	2,265
	095 DEEP LYMPH STRUCTURE AND THYROID PROCEDURES	30	1,385
	097 TRANSFUSION	62	757
06	DIGESTIVE SYSTEM	2,053	71,902
	111 ALIMENTARY TESTS AND SIMPLE TUBE PLACEMENT	4	177
	112 ESOPHAGEAL DILATION WITHOUT ENDOSCOPY	12	1,062
	113 ANOSCOPY WITH BIOPSY AND DIAGNOSTIC PROCTOSIGMOIDOSCOPY	9	820
	114 PROCTOSIGMOIDOSCOPY WITH EXCISION OR BIOPSY	2	324
	115 DIAGNOSTIC UPPER GI ENDOSCOPY OR INTUBATION	477	15,392

AMB ST 1-4

UTAH HOSPITAL AND FREESTANDING AMBULATORY SURGERY CENTER (FASC) UTILIZATION AND CHARGE PROFILE OF OUTPATIENT SURGERY, 2002
PROCEDURE APG CATEGORY, PROCEDURE APG

107 Lakeview Hospital

procedure APG category	procedure APG	TOTAL #	TOTAL # (ALL Hospitals)
	116 THERAPEUTIC UPPER GI ENDOSCOPY OR INTUBATION	111	3,826
	117 LOWER GASTROINTESTINAL ENDOSCOPY	760	27,082
	118 ERCP AND MISCELLANEOUS GI ENDOSCOPY PROCEDURES	38	1,441
	119 HERNIA AND HYDROCELE PROCEDURES	219	6,810
	120 COMPLEX ANAL AND RECTAL PROCEDURES	24	815
	121 SIMPLE ANAL AND RECTAL PROCEDURES	15	464
	122 MISCELLANEOUS ABDOMINAL PROCEDURES	11	325
	123 COMPLEX LAPAROSCOPIC PROCEDURES	361	13,216
	124 SIMPLE LAPAROSCOPIC PROCEDURES	10	148
07	URINARY SYSTEM	153	6,921
	133 URINARY CATHETERIZATION AND DILATATION	11	344
	134 COMPLEX CYSTOURETHROSCOPY AND LITHOLAPAXY	86	2,910
	135 MODERATE CYSTOURETHROSCOPY	41	2,121
	136 SIMPLE CYSTOURETHROSCOPY	10	644
	137 COMPLEX URETHRAL PROCEDURES	5	97
08	MALE GENITAL SYSTEM	49	2,946
	151 TESTICULAR AND EPIDIDYMAL PROCEDURES	25	1,341
	152 INSERTION OF PENILE PROSTHESIS	7	50
	153 COMPLEX PENILE PROCEDURES	2	327
	154 SIMPLE PENILE PROCEDURES	13	896
	155 PROSTATE NEEDLE AND PUNCH BIOPSY	2	332
09	FEMALE GENITAL SYSTEM	115	4,976
	173 TREATMENT OF SPONTANEOUS ABORTION	24	417
	176 COMPLEX FEMALE REPRODUCTIVE PROCEDURES	46	675
	177 SIMPLE FEMALE REPRODUCTIVE PROCEDURES	21	1,182
	178 DILATION AND CURETTAGE	11	891
	179 HYSTEROSCOPY	7	1,603
	180 COLPOSCOPY	6	184
10	NERVOUS SYSTEM	625	14,776
	195 NERVOUS SYSTEM INJECTIONS, STIMULATIONS OR CRANIAL TAP	415	9,554
	198 NERVE REPAIR AND DESTRUCTION	205	4,022
	199 SPINAL TAP	5	496
11	EYE AND OCULAR ADNEXA	509	10,576
	211 MINOR OPHTHALMOLOGICAL TESTS AND PROCEDURES	1	55
	213 LASER EYE PROCEDURES	128	963
	214 CATARACT PROCEDURES	352	4,643
	215 COMPLEX ANTERIOR SEGMENT EYE PROCEDURES	2	485
	216 MODERATE ANTERIOR SEGMENT EYE PROCEDURES	6	313
	217 SIMPLE ANTERIOR SEGMENT EYE PROCEDURES	5	197
	221 COMPLEX REPAIR AND PLASTIC PROCEDURES OF EYE	4	694
	222 SIMPLE REPAIR AND PLASTIC PROCEDURES OF EYE	11	441
12	FACIAL, EAR, NOSE, MOUTH AND THROAT	747	28,144
	233 NASAL CAUTERIZATION AND PACKING	11	182
	234 COMPLEX FACIAL AND ENT PROCEDURES	157	4,770
	235 SIMPLE FACIAL AND ENT PROCEDURES	324	15,563
	236 TONSIL AND ADENOID PROCEDURES	255	7,583

AMB ST 1-4

UTAH HOSPITAL AND FREESTANDING AMBULATORY SURGERY CENTER (FASC) UTILIZATION AND CHARGE PROFILE OF OUTPATIENT SURGERY, 2002
 PROCEDURE APG CATEGORY, PROCEDURE APG

107 Lakeview Hospital

procedure APG category	procedure APG	TOTAL #	TOTAL # (ALL Hospitals)
13	13 THERAPUTIC AND OTHER RADIOLOGICAL PROCEDURES	89	5,872
	253 VASCULAR RADIOLOGY EXCEPT FOR VENOGRAPHY OF EXTREMITY	1	1,930
	255 MISCELLANEOUS RADIOLOGICAL PROCEDURES WITH CONTRAST	88	3,147

AMB ST 1-5

UTAH HOSPITAL AND FREESTANDING AMBULATORY SURGERY CENTER (FASC) UTILIZATION AND CHARGE PROFILE OF OUTPATIENT SURGERY, 2002
 PROCEDURE APG CATEGORY, PROCEDURE APG, SINGLE APG ONLY

107 Lakeview Hospital

Procedure APG category	Procedure APG	TOTAL #	AVE TOT CHRGR	AVE TOT CHRGR(ALL Hospitals)
01	INTEGUMENTARY SYSTEM	226	\$2,973	\$2,141
	002 SUPERFICIAL NEEDLE BIOPSY AND ASPIRATION	65	\$1,428	\$1,559
	003 COMPLEX INCISION AND DRAINAGE	2	\$3,073	\$2,578
	004 SIMPLE INCISION AND DRAINAGE	4	\$4,286	\$2,119
	006 SIMPLE DEBRIDEMENT AND DESTRUCTION	2	\$2,249	\$1,861
	007 COMPLEX EXCISION, BIOPSY AND DEBRIDEMENT	19	\$3,181	\$2,263
	008 SIMPLE EXCISION AND BIOPSY	11	\$3,026	\$2,174
	009 COMPLEX SKIN REPAIRS INCL INTEGUMENT GRAFTS, TRANSFER & REARRAN	12	\$3,344	\$2,942
	010 SIMPLE SKIN REPAIR	1	\$2,007	\$2,803
	011 SIMPLE INCISION AND EXCISION OF BREAST	52	\$2,778	\$1,987
	012 BREAST RECONSTRUCTION AND MASTECTOMY	58	\$4,670	\$3,739
02	MUSCULOSKELETAL SYSTEM	817	\$3,823	\$2,888
	021 COMPLEX MUSCULOSKELETAL PROCEDURES EXCLUDING HAND AND FOOT	94	\$4,386	\$3,672
	022 SIMPLE MUSCULOSKELETAL PROCEDURES EXCLUDING HAND AND FOOT	35	\$3,121	\$2,693
	023 COMPLEX HAND AND FOOT MUSCULOSKELETAL PROCEDURES	19	\$3,827	\$3,163
	024 SIMPLE HAND AND FOOT MUSCULOSKELETAL PROCEDURES	131	\$2,787	\$2,059
	025 ARTHROSCOPY	376	\$4,251	\$3,554
	029 CLOSED TREATMENT FX & DISLOCATION EXC FINGER, TOE & TRUNK	9	\$3,677	\$2,107
	030 OPEN OR PERCUTANEOUS TREATMENT OF FRACTURES	86	\$4,549	\$3,403
	031 BONE OR JOINT MANIPULATION UNDER ANESTHESIA	20	\$2,427	\$2,080
	032 BUNION PROCEDURES	15	\$3,409	\$2,827
	033 ARTHROPLASTY	9	\$3,445	\$3,660
	035 ARTHROCENTESIS AND LIGAMENT OR TENDON INJECTION	23	\$490	\$491
03	RESPIRATORY SYSTEM	41	\$2,185	\$1,741
	052 NEEDLE AND CATHETER BIOPSY, ASPIRATION, LAVAGE AND INTUBATION	17	\$938	\$785
	053 COMPLEX ENDOSCOPY OF THE UPPER AIRWAY	15	\$3,352	\$3,025
	054 SIMPLE ENDOSCOPY OF THE UPPER AIRWAY	1	\$3,003	\$1,300
	055 ENDOSCOPY OF THE LOWER AIRWAY	8	\$2,542	\$1,469
04	CARDIOVASCULAR SYSTEM	47	\$2,684	\$4,411
	075 PLACEMENT OF TRANSVENOUS CATHETERS	29	\$1,501	\$1,859
	076 DIAGNOSTIC CARDIAC CATHETERIZATION	1	\$1,845	\$3,200
	078 PACEMAKER INSERTION AND REPLACEMENT	6	\$7,771	\$22,791
	079 REMOVAL AND REVISION OF PACEMAKER AND VASCULAR DEVICE	4	\$2,502	\$1,908
	080 MINOR VASCULAR REPAIR AND FISTULA CONSTRUCTION	6	\$3,300	\$3,583
	082 VASCULAR LIGATION	1	\$4,334	\$3,615
05	HEMATOLOGIC, LYMPHATIC, AND ENDOCRINE	80	\$1,825	\$2,960
	095 DEEP LYMPH STRUCTURE AND THYROID PROCEDURES	20	\$3,876	\$3,516
	097 TRANSFUSION	60	\$1,141	\$2,051
06	DIGESTIVE SYSTEM	1,156	\$2,604	\$1,572
	111 ALIMENTARY TESTS AND SIMPLE TUBE PLACEMENT	3	\$288	\$782
	112 ESOPHAGEAL DILATION WITHOUT ENDOSCOPY	1	\$1,263	\$577
	113 ANOSCOPY WITH BIOPSY AND DIAGNOSTIC PROCTOSIGMOIDOSCOPY	4	\$2,195	\$592
	114 PROCTOSIGMOIDOSCOPY WITH EXCISION OR BIOPSY	2	\$2,932	\$671
	115 DIAGNOSTIC UPPER GI ENDOSCOPY OR INTUBATION	229	\$1,628	\$827
	116 THERAPEUTIC UPPER GI ENDOSCOPY OR INTUBATION	36	\$1,828	\$1,177
	117 LOWER GASTROINTESTINAL ENDOSCOPY	464	\$1,549	\$860

AMB ST 1-5

UTAH HOSPITAL AND FREESTANDING AMBULATORY SURGERY CENTER (FASC) UTILIZATION AND CHARGE PROFILE OF OUTPATIENT SURGERY, 2002
 PROCEDURE APG CATEGORY, PROCEDURE APG, SINGLE APG ONLY

107 Lakeview Hospital

procedure APG category	Procedure APG	TOTAL #	AVE TOT CHR	AVE TOT CHR(ALL Hospitals)
	118 ERCP AND MISCELLANEOUS GI ENDOSCOPY PROCEDURES	12	\$2,625	\$2,194
	119 HERNIA AND HYDROCELE PROCEDURES	146	\$3,257	\$2,637
	120 COMPLEX ANAL AND RECTAL PROCEDURES	17	\$3,023	\$2,094
	121 SIMPLE ANAL AND RECTAL PROCEDURES	7	\$2,137	\$1,884
	122 MISCELLANEOUS ABDOMINAL PROCEDURES	6	\$1,864	\$2,210
	123 COMPLEX LAPAROSCOPIC PROCEDURES	225	\$5,493	\$4,623
	124 SIMPLE LAPAROSCOPIC PROCEDURES	4	\$3,985	\$6,301
07	URINARY SYSTEM	72	\$3,808	\$3,060
	133 URINARY CATHETERIZATION AND DILATATION	4	\$3,967	\$2,620
	134 COMPLEX CYSTOURETHROSCOPY AND LITHOLAPAXY	40	\$4,089	\$3,123
	135 MODERATE CYSTOURETHROSCOPY	20	\$3,619	\$2,505
	136 SIMPLE CYSTOURETHROSCOPY	5	\$2,418	\$1,505
	137 COMPLEX URETHRAL PROCEDURES	3	\$3,427	\$2,659
08	MALE GENITAL SYSTEM	36	\$4,232	\$2,312
	151 TESTICULAR AND EPIDIDYMAL PROCEDURES	18	\$2,756	\$2,147
	152 INSERTION OF PENILE PROSTHESIS	7	\$9,508	\$10,127
	153 COMPLEX PENILE PROCEDURES	2	\$6,967	\$2,333
	154 SIMPLE PENILE PROCEDURES	9	\$2,475	\$1,239
09	FEMALE GENITAL SYSTEM	72	\$3,589	\$2,440
	173 TREATMENT OF SPONTANEOUS ABORTION	23	\$2,934	\$2,375
	176 COMPLEX FEMALE REPRODUCTIVE PROCEDURES	18	\$5,107	\$3,888
	177 SIMPLE FEMALE REPRODUCTIVE PROCEDURES	18	\$3,575	\$2,279
	178 DILATION AND CURETTAGE	7	\$2,553	\$1,640
	179 HYSTEROSCOPY	6	\$2,794	\$2,869
10	NERVOUS SYSTEM	440	\$725	\$1,212
	195 NERVOUS SYSTEM INJECTIONS, STIMULATIONS OR CRANIAL TAP	352	\$296	\$543
	198 NERVE REPAIR AND DESTRUCTION	83	\$2,526	\$1,869
	199 SPINAL TAP	5	\$1,036	\$857
11	EYE AND OCULAR ADNEXA	492	\$2,883	\$2,298
	211 MINOR OPHTHALMOLOGICAL TESTS AND PROCEDURES	1	\$2,132	\$1,380
	213 LASER EYE PROCEDURES	127	\$911	\$575
	214 CATARACT PROCEDURES	347	\$3,604	\$2,599
	215 COMPLEX ANTERIOR SEGMENT EYE PROCEDURES	1	\$2,217	\$1,885
	216 MODERATE ANTERIOR SEGMENT EYE PROCEDURES	5	\$3,298	\$1,811
	217 SIMPLE ANTERIOR SEGMENT EYE PROCEDURES	3	\$3,410	\$1,936
	221 COMPLEX REPAIR AND PLASTIC PROCEDURES OF EYE	1	\$2,863	\$2,323
	222 SIMPLE REPAIR AND PLASTIC PROCEDURES OF EYE	7	\$2,591	\$1,230
12	FACIAL, EAR, NOSE, MOUTH AND THROAT	333	\$2,811	\$1,870
	233 NASAL CAUTERIZATION AND PACKING	3	\$4,482	\$1,788
	234 COMPLEX FACIAL AND ENT PROCEDURES	31	\$3,699	\$3,757
	235 SIMPLE FACIAL AND ENT PROCEDURES	115	\$2,516	\$1,293
	236 TONSIL AND ADENOID PROCEDURES	184	\$2,818	\$1,733
13	THERAPUTIC AND OTHER RADIOLOGICAL PROCEDURES	77	\$644	\$1,631
	253 VASCULAR RADIOLOGY EXCEPT FOR VENOGRAPHY OF EXTREMITY	1	\$1,582	\$3,590
	255 MISCELLANEOUS RADIOLOGICAL PROCEDURES WITH CONTRAST	76	\$632	\$949

SOURCE: Utah Ambulatory Surgery Database
 Utah Health Data Committee/Office of Health Care Statistics

AMB ST 1-6

UTAH HOSPITAL AND FREESTANDING AMBULATORY SURGERY CENTER (FASC) UTILIZATION AND CHARGE PROFILE OF OUTPATIENT SURGERY, 2002
 NUMBER OF SELECTED AMBULATORY SURGERY PATIENT VISITS BY PATIENT PROFILE

107 Lakeview Hospital

Patient Profile	Patient Visits		Patient Visits-All Hospitals	
	(#)	(%)	(#)	(%)
GENDER				
Female	3,060	53.8	99,046	54.3
Male	2,629	46.2	83,377	45.7
Unknown	0	0.0	1	0.0
Not Reported	0	0.0	3	0.0
AGE				
1-28 days	0	0.0	201	0.1
29-365 days	40	0.7	2,806	1.5
1-4 years	158	2.8	10,230	5.6
5-9	95	1.7	5,477	3.0
10-14	107	1.9	4,621	2.5
15-17	159	2.8	4,481	2.5
18-19	128	2.2	3,763	2.1
20-24	315	5.5	11,153	6.1
25-29	250	4.4	10,390	5.7
30-34	271	4.8	10,476	5.7
35-39	282	5.0	10,951	6.0
40-44	336	5.9	13,202	7.2
45-49	428	7.5	14,095	7.7
50-54	405	7.1	15,731	8.6
55-59	453	8.0	13,738	7.5
60-64	396	7.0	11,970	6.6
65-69	459	8.1	11,268	6.2
70-74	498	8.8	10,407	5.7
75-79	434	7.6	8,832	4.8
80-84	310	5.4	5,577	3.1
85-89	136	2.4	2,334	1.3
90 +	29	0.5	720	0.4
Not Reported	0	0.0	205	0.1
SOURCE OF ADMISSION				
Physician Referral	5,568	97.9	170,677	93.6
Clinic Referral	12	0.2	371	0.2
HMO Referral	0	0.0	163	0.1
Other Hospital	5	0.1	143	0.1
Skilled Nursing Facility	0	0.0	17	0.0
Other Health Care Facility	0	0.0	19	0.0
Emergency Room	104	1.8	3,138	1.7
Court/Law Enforcement	0	0.0	4	0.0
Unknown	0	0.0	3,312	1.8
Not Reported	0	0.0	4,583	2.5

(Continued)

AMB ST 1-6

UTAH HOSPITAL AND FREESTANDING AMBULATORY SURGERY CENTER (FASC) UTILIZATION AND CHARGE PROFILE OF OUTPATIENT SURGERY, 2002
 NUMBER OF SELECTED AMBULATORY SURGERY PATIENT VISITS BY PATIENT PROFILE

107 Lakeview Hospital

Patient Profile	Patient Visits		Patient Visits-All Hospitals	
	(#)	(%)	(#)	(%)
DISCHARGE STATUS				
Home or Self Care	5,688	100.0	181,621	99.6
Another Hospital	1	0.0	132	0.1
Skilled Nursing Facility	0	0.0	207	0.1
Intermediate Care Facility	0	0.0	14	0.0
Another Type of Institution	0	0.0	41	0.0
Under Care of Home Service	0	0.0	184	0.1
Left Against Medical Advice	0	0.0	13	0.0
Under Care of Home IV Provider	0	0.0	8	0.0
Expired	0	0.0	6	0.0
Unknown	0	0.0	189	0.1
Not Reported	0	0.0	12	0.0
PRIMARY PAYER				
Medicare	1,803	31.7	39,406	21.6
Medicaid	112	2.0	12,181	6.7
Other government	29	0.5	2,765	1.5
Blue Cross/Blue Shield	1,097	19.3	25,235	13.8
Other Commercial	537	9.4	17,505	9.6
Managed Care(HMO, PPO)	1,803	31.7	77,069	42.2
Self Pay	107	1.9	2,955	1.6
Industrial & Worker Comp	201	3.5	3,998	2.2
Charity and Unclassified	0	0.0	123	0.1
Childrens Health Insurance	0	0.0	346	0.2
Unknown	0	0.0	703	0.4
Not Reported	0	0.0	141	0.1
LOCAL HEALTH DISTRICT OF PATIENT RESIDENCE				
Bear River	51	0.9	12,345	6.8
Central Utah	12	0.2	6,772	3.7
Davis County	4,744	83.4	19,304	10.6
Salt Lake County	438	7.7	62,264	34.1
Southeastern Utah	6	0.1	4,319	2.4
Southwest Utah	21	0.4	11,788	6.5
Summit County	12	0.2	1,676	0.9
Tooele County	36	0.6	3,248	1.8
Tri-County	16	0.3	4,686	2.6
Utah County	28	0.5	31,011	17.0
Wasatch County	6	0.1	1,317	0.7
Weber County	209	3.7	15,685	8.6
Unknown Utah	1	0.0	56	0.0
Outside Utah	108	1.9	7,881	4.3
Unknown, Not Reported	1	0.0	75	0.0

SOURCE: Utah Ambulatory Surgery Database,
 Utah Health Data Committee/Office of Health Care Statistics.

AMB ST 1-1

UTAH HOSPITAL AND FREESTANDING AMBULATORY SURGERY CENTER (FASC) UTILIZATION AND CHARGE PROFILE OF OUTPATIENT SURGERY, 2002
 NUMBER OF CPT-4 AND ICD-9 PROCEDURES BY SELECTED AMBULATORY SURGERY REPORTING CATEGORY

121 LDS Hospital

Reporting Category (ICD-9-CM CODES)	Procedures Performed		Procedures Performed-All Hospitals	
	(#)	(%)	(#)	(%)
Reporting Category (ICD-9-CM CODES)	28,744	100.0	300,948	100.0
Mastectomy (85.0-85.99)	774	2.7	6,951	2.3
Musculoskeletal (76.0-84.99)	5,823	20.3	53,689	17.8
Respiratory (30.0-34.99)	315	1.1	2,595	0.9
Cardiovascular (35.0-39.99)	2,665	9.3	13,957	4.6
Lymphatic/Hemetic (40.0-41.99)	463	1.6	2,092	0.7
Digestive System (42.0-54.99)	8,080	28.1	79,482	26.4
Urinary (55.0-59.99)	1,186	4.1	7,394	2.5
Male Genital (60.0-64.99)	280	1.0	3,824	1.3
Female Genital (65.0-71.99)	1,436	5.0	12,874	4.3
Endocrine/Nervous (01.0-07.99)	634	2.2	19,288	6.4
Eye (08.0-16.99)	2,304	8.0	19,110	6.3
Ear (18.0-20.99)	273	0.9	14,450	4.8
Nose, Mouth, Pharynx (21.0-29.99)	1,312	4.6	29,272	9.7
Other*	3,199	11.1	35,970	12.0
Reporting Category (CPT-4 CODES)	40,505	100.0	363,184	100.0
Mastectomy (19120-19220)	445	1.1	3,282	0.9
Musculoskeletal (20000-29909)	4,693	11.6	49,166	13.5
Respiratory (30000-32999)	803	2.0	12,335	3.4
Cardiovascular (33010-37799 & 93501-93660)	3,204	7.9	30,942	8.5
Lymphatic/Hemetic (38100-38999)	400	1.0	1,669	0.5
Diaphragm (39501-39599)	0	0.0	3	0.0
Digestive System (40490-49999)	7,258	17.9	84,020	23.1
Urinary (50010-53899)	886	2.2	8,260	2.3
Male Genital (54000-55899)	169	0.4	3,300	0.9
Female Genital (56405-58999)	935	2.3	8,683	2.4
Endocrine/Nervous (60000-64999)	1,214	3.0	17,357	4.8
Eye (65091-68899)	1,356	3.3	10,599	2.9
Ear (69000-69979)	156	0.4	8,100	2.2
Other*	18,986	46.9	125,468	34.5

SOURCE: Utah Ambulatory Surgery Database

Utah Health Data Committee/Office of Health Care Statistics.

* Procedure falls outside reporting categories.

AMB ST 1-2

UTAH HOSPITAL AND FREESTANDING AMBULATORY SURGERY CENTER (FASC) UTILIZATION AND CHARGE PROFILE OF OUTPATIENT SURGERY, 2002
 MOST COMMONLY PERFORMED CPT-4 AND ICD-9 PROCEDURES

121 LDS Hospital

ICD-9 CODE	ICD-9 DESCRIPTION	#	%	% ALL Hospitals
All ICD-9 Procedures				
4523	COLONOSCOPY	1,378	4.8	4.95
4516	ESOPHAGOGASTRODUODENOSCPY-CLO BX	1,270	4.4	4.22
8856	CORONARY ARTERIOGRAPHY W/2 CATH	851	3.0	1.58
4542	ENDO POLYPECTOMY LG INTESTINE	802	2.8	2.58
8051	EXC INTERVERTEBRAL DISC	716	2.5	0.44
4525	CLO [ENDO] BX LG INTESTINE	662	2.3	1.85
8026	ARTHSCPY-KNEE	662	2.3	1.07
8853	ANGIOCARDIOGRAPHY LT HEART STRUCT	599	2.1	1.22
1364	DISCISSION SECNDRY MEMBRN	549	1.9	0.31
1474	OTH MECH VITRECTOMY	496	1.7	0.37
5421	LAPAROSCOPY	489	1.7	0.60
5123	LAP CHOLEY	454	1.6	1.92
3722	LT HEART CARD CATH	447	1.6	1.08
8521	LOC EXC LES BREAST	425	1.5	1.03
149	OTH OPER RETINA-CHOROID-POST CHAMBR	384	1.3	0.28
5732	OTH CYSTOSCOPY	382	1.3	0.55
4513	OTH ENDO SM INTESTINE	373	1.3	1.87
8753	INTRAOP CHOLANGIOGRAM	360	1.3	1.09
4292	DILAT ESOPH	314	1.1	1.18
806	EXC SEMILUNAR CARTILAGE-KNEE	305	1.1	1.56

CPT-4 CODE	CPT-4 DESCRIPTION	#	%	% ALL Hospitals
All CPT-4 Procedures				
J2405	INJECTION ONDANSETRON HCL PER 1	2,422	6.0	1.76
J3010	INJECTION FENTANYL CITRATE 0.1 M	1,665	4.1	1.51
36000	INTRO NEEDLE/INTRACATHETER VEIN	1,495	3.7	0.42
45378	COLONOSCOPY FLEX; DX-SEP PROC	1,359	3.4	3.53
J2765	INJ METOCLOPRAMIDE HCL TO 10 MG	1,214	3.0	1.06
43239	UGI ENDO; W/BX 1/MX	1,199	3.0	3.22
59	59	819	2.0	1.12
82805	GASES BLD COMBO; W/O2 SAT EX OXI	777	1.9	0.50
88305	LEVEL IV - SURG PATH GROSS&MIC E	768	1.9	1.89
80048	BASIC METABOLIC PANEL	717	1.8	1.02
85027	BLOOD COUNT; COMPLETE AUTOMATIC	696	1.7	0.56
45380	COLONOSCOPY FLEX; W/BX 1/MX	691	1.7	1.47
45385	COLONOSCOPY FLEX; W/REMV LES-SNA	645	1.6	2.05
C1760	CLOSURE DEVICE, VASCULAR	575	1.4	0.30
80061	LIPID PANEL	517	1.3	0.31
66821	DISCISSION 2ND CATARACT; LASER S	428	1.1	0.24
C1769	GUIDE WIRE	394	1.0	0.19
67038	VITRECTOMY MECH; W/MEMBRANE STRI	383	0.9	0.23
47563	LAPARSCPY SURG; CHOLECT W/CHOLAN	344	0.8	0.89
88313	SPCL STAIN; GRP II ALL BUT IC/IP	304	0.8	0.40

SOURCE: Utah Ambulatory Surgery Database
 Utah Health Data Committee/Office of Health Care Statistics

AMB ST 1-3

UTAH HOSPITAL AND FREESTANDING AMBULATORY SURGERY CENTER (FASC) UTILIZATION AND CHARGE PROFILE OF OUTPATIENT SURGERY, 2002
 AVERAGE TOTAL CHARGES FOR MOST COMMONLY PERFORMED CPT-4 AND ICD-9 PROCEDURES, SINGLE ICD-9 OR CPT-4 ONLY

121 LDS Hospital

ICD-9 CODE	ICD-9 DESCRIPTION	#	AVE TOT CHRG	AVE TOT CHRG (ALL Hospitals)
ICD-9 Procedures		7,637	\$2,316	\$2,254
4523	COLONOSCOPY	1,141	\$605	\$782
4516	ESOPHAGOGASTRODUODENOSCPY-CLO BX	583	\$516	\$938
4542	ENDO POLYPECTOMY LG INTESTINE	506	\$742	\$1,037
4525	CLO [ENDO] BX LG INTESTINE	327	\$692	\$1,109
1364	DISCISSION SECNDRY MEMBRN	307	\$502	\$527
5011	CLO [PERCUT] [NEEDLE] BX LIVER	257	\$1,404	\$1,610
8521	LOC EXC LES BREAST	251	\$1,711	\$2,019
8051	EXC INTERVERTEBRAL DISC	189	\$4,817	\$5,470
6952	ASPIR CURET FOLLOWING DELIV/AB	157	\$1,404	\$1,722
4513	OTH ENDO SM INTESTINE	131	\$508	\$756
3552	REPR ATRIAL SEPTL DEFEC-PROSTH-CLO	126	\$16,378	\$16,360
0443	RELEASE CARPAL TUNNEL	125	\$1,226	\$1,705
3927	ARTERIOVENOSTOMY-RENAL DIALYSIS	102	\$3,673	\$3,854
5123	LAP CHOLEY	86	\$3,313	\$4,729
4836	[ENDO] POLYPECTOMY RECTUM	81	\$690	\$1,034
5523	CLO [PERCUT] [NEEDLE] BX KIDNEY	76	\$1,771	\$1,903
6629	OTH BIL ENDO DESTRUC FALLOP TUBES	63	\$2,208	\$2,510
5749	OTH TRANSURETH EXC/DEST LES BLADDER	55	\$2,040	\$2,791
4946	EXC HEMORRHOIDS	54	\$1,705	\$2,382
5304	UNILAT REPR INDIRECT ING HERN-GFT	51	\$2,511	\$2,917

CPT-4 CODE	CPT-4 DESCRIPTION	#	AVE TOT CHRG	AVE TOT CHRG (ALL Hospitals)
CPT-4 Procedures		5,791	\$1,461	\$2,003
45378	COLONOSCOPY FLEX; DX-SEP PROC	1,026	\$597	\$741
43239	UGI ENDO; W/BX 1/MX	509	\$516	\$889
66821	DISCISSION 2ND CATARACT; LASER S	425	\$616	\$576
45380	COLONOSCOPY FLEX; W/BX 1/MX	402	\$699	\$1,052
45385	COLONOSCOPY FLEX; W/REMV LES-SNA	391	\$719	\$947
67038	VITRECTOMY MECH; W/MEMBRANE STRI	133	\$3,469	\$3,989
19120	EXC BRST CYST TUMR/LES OPN M/F 1	131	\$1,410	\$1,911
43235	UGI ENDO; DX W/VO CLCT SPECMN-SP	122	\$504	\$661
64721	NEUROPLASTY; MEDIAN @ CARPAL TUN	109	\$1,222	\$1,670
45384	COLONOSCOPY FLEX; REMV LES-FORCE	94	\$772	\$1,252
20680	REMOVAL OF IMPLANT; DEEP	70	\$1,471	\$2,123
29881	SCOPE KNEE SURG;W/MENISCECT MED/	60	\$2,315	\$3,358
29848	ENDO WRST SURG REL TRNS CARP LIG	59	\$1,329	\$1,969
49650	LAPARSCPY SURG; REPR INIT ING HE	58	\$3,179	\$4,628
45383	COLONOSCOPY FLEX; W/ABLAT LES	57	\$743	\$863
47563	LAPARSCPY SURG; CHOLECT W/CHOLAN	55	\$3,462	\$4,959
36830	CREAT AV FIST SEP PROC; NONAUTOG	50	\$4,166	\$4,583
49505	REPR INIT ING HERNIA 5YR/MORE; R	47	\$2,126	\$2,803
29877	SCOPE KNEE SURG; DEBRID/SHAVE CA	45	\$2,441	\$3,012
45330	SIGMOIDOSCOPY FLEX; DX-SEP PROC	39	\$305	\$408

SOURCE: Utah Ambulatory Surgery Database
 Utah Health Data Committee/Office of Health Care Statistics

AMB ST 1-4

UTAH HOSPITAL AND FREESTANDING AMBULATORY SURGERY CENTER (FASC) UTILIZATION AND CHARGE PROFILE OF OUTPATIENT SURGERY, 2002
PROCEDURE APG CATEGORY, PROCEDURE APG

121 LDS Hospital

Procedure APG category	Procedure APG	TOTAL #	TOTAL # (ALL Hospitals)
01	INTEGUMENTARY SYSTEM	1,442	13,519
	002 SUPERFICIAL NEEDLE BIOPSY AND ASPIRATION	385	2,597
	003 COMPLEX INCISION AND DRAINAGE	7	106
	004 SIMPLE INCISION AND DRAINAGE	8	96
	006 SIMPLE DEBRIDEMENT AND DESTRUCTION	55	588
	007 COMPLEX EXCISION, BIOPSY AND DEBRIDEMENT	162	1,731
	008 SIMPLE EXCISION AND BIOPSY	120	1,756
	009 COMPLEX SKIN REPAIRS INCL INTEGUMENT GRAFTS, TRANSFER & REARRANGE	149	1,422
	010 SIMPLE SKIN REPAIR	38	599
	011 SIMPLE INCISION AND EXCISION OF BREAST	456	3,917
	012 BREAST RECONSTRUCTION AND MASTECTOMY	62	671
02	MUSCULOSKELETAL SYSTEM	3,232	42,903
	021 COMPLEX MUSCULOSKELETAL PROCEDURES EXCLUDING HAND AND FOOT	431	5,617
	022 SIMPLE MUSCULOSKELETAL PROCEDURES EXCLUDING HAND AND FOOT	131	1,767
	023 COMPLEX HAND AND FOOT MUSCULOSKELETAL PROCEDURES	189	1,639
	024 SIMPLE HAND AND FOOT MUSCULOSKELETAL PROCEDURES	787	9,596
	025 ARTHROSCOPY	1,295	17,119
	026 REPLACEMENT OF CAST	1	15
	028 CLOSED TREATMENT FX & DISLOCATION OF FINGER, TOE & TRUNK	1	35
	029 CLOSED TREATMENT FX & DISLOCATION EXC FINGER, TOE & TRUNK	24	627
	030 OPEN OR PERCUTANEOUS TREATMENT OF FRACTURES	198	2,741
	031 BONE OR JOINT MANIPULATION UNDER ANESTHESIA	19	332
	032 BUNION PROCEDURES	64	1,318
	033 ARTHROPLASTY	53	483
	034 HAND AND FOOT TENOTOMY	16	167
	035 ARTHROCENTESIS AND LIGAMENT OR TENDON INJECTION	23	1,334
03	RESPIRATORY SYSTEM	485	6,869
	051 PULMONARY TESTS	5	212
	052 NEEDLE AND CATHETER BIOPSY, ASPIRATION, LAVAGE AND INTUBATION	19	545
	053 COMPLEX ENDOSCOPY OF THE UPPER AIRWAY	288	4,423
	054 SIMPLE ENDOSCOPY OF THE UPPER AIRWAY	13	329
	055 ENDOSCOPY OF THE LOWER AIRWAY	148	1,188
	057 RESPIRATORY THERAPY	12	172
04	CARDIOVASCULAR SYSTEM	2,388	23,208
	071 EXERCISE TOLERANCE TESTS	5	21
	072 ECHOCARDIOGRAPHY	717	1,224
	074 CARDIAC ELECTROPHYSIOLOGIC TESTS	230	1,977
	075 PLACEMENT OF TRANSVENOUS CATHETERS	31	737
	076 DIAGNOSTIC CARDIAC CATHETERIZATION	707	15,013
	077 ANGIOPLASTY AND TRANSCATHETER PROCEDURES	107	971
	078 PACEMAKER INSERTION AND REPLACEMENT	172	716
	079 REMOVAL AND REVISION OF PACEMAKER AND VASCULAR DEVICE	60	477
	080 MINOR VASCULAR REPAIR AND FISTULA CONSTRUCTION	218	1,191
	081 SECONDARY VARICOSE VEINS AND VASCULAR INJECTION	40	296
	082 VASCULAR LIGATION	64	507
	083 RESUSCITATION AND CARDIOVERSION	37	69

AMB ST 1-4

UTAH HOSPITAL AND FREESTANDING AMBULATORY SURGERY CENTER (FASC) UTILIZATION AND CHARGE PROFILE OF OUTPATIENT SURGERY, 2002
 PROCEDURE APG CATEGORY, PROCEDURE APG

121 LDS Hospital

procedure APG category	procedure APG	TOTAL #	TOTAL # (ALL Hospitals)
05	HEMATOLOGIC, LYMPHATIC, AND ENDOCRINE	322	2,265
	094 BLOOD AND BLOOD PRODUCT EXCHANGE	5	14
	095 DEEP LYMPH STRUCTURE AND THYROID PROCEDURES	316	1,385
	097 TRANSFUSION	1	757
06	DIGESTIVE SYSTEM	7,178	71,902
	111 ALIMENTARY TESTS AND SIMPLE TUBE PLACEMENT	2	177
	112 ESOPHAGEAL DILATION WITHOUT ENDOSCOPY	25	1,062
	113 ANOSCOPY WITH BIOPSY AND DIAGNOSTIC PROCTOSIGMOIDOSCOPY	78	820
	114 PROCTOSIGMOIDOSCOPY WITH EXCISION OR BIOPSY	22	324
	115 DIAGNOSTIC UPPER GI ENDOSCOPY OR INTUBATION	1,418	15,392
	116 THERAPEUTIC UPPER GI ENDOSCOPY OR INTUBATION	418	3,826
	117 LOWER GASTROINTESTINAL ENDOSCOPY	2,966	27,082
	118 ERCP AND MISCELLANEOUS GI ENDOSCOPY PROCEDURES	211	1,441
	119 HERNIA AND HYDROCELE PROCEDURES	332	6,810
	120 COMPLEX ANAL AND RECTAL PROCEDURES	102	815
	121 SIMPLE ANAL AND RECTAL PROCEDURES	52	464
	122 MISCELLANEOUS ABDOMINAL PROCEDURES	31	325
	123 COMPLEX LAPAROSCOPIC PROCEDURES	1,490	13,216
	124 SIMPLE LAPAROSCOPIC PROCEDURES	31	148
07	URINARY SYSTEM	748	6,921
	131 RENAL EXTRACORPOREAL SHOCK WAVE LITHOTRIPSY	10	705
	133 URINARY CATHETERIZATION AND DILATATION	32	344
	134 COMPLEX CYSTOURETHROSCOPY AND LITHOLAPAXY	401	2,910
	135 MODERATE CYSTOURETHROSCOPY	246	2,121
	136 SIMPLE CYSTOURETHROSCOPY	43	644
	137 COMPLEX URETHRAL PROCEDURES	11	97
	138 SIMPLE URETHRAL PROCEDURES	4	93
	139 HEMODIALYSIS	1	3
08	MALE GENITAL SYSTEM	150	2,946
	151 TESTICULAR AND EPIDIDYMAL PROCEDURES	68	1,341
	152 INSERTION OF PENILE PROSTHESIS	3	50
	153 COMPLEX PENILE PROCEDURES	5	327
	154 SIMPLE PENILE PROCEDURES	17	896
	155 PROSTATE NEEDLE AND PUNCH BIOPSY	57	332
09	FEMALE GENITAL SYSTEM	493	4,976
	173 TREATMENT OF SPONTANEOUS ABORTION	3	417
	176 COMPLEX FEMALE REPRODUCTIVE PROCEDURES	92	675
	177 SIMPLE FEMALE REPRODUCTIVE PROCEDURES	94	1,182
	178 DILATION AND CURETTAGE	72	891
	179 HYSTEROSCOPY	213	1,603
	180 COLPOSCOPY	19	184
10	NERVOUS SYSTEM	352	14,776
	195 NERVOUS SYSTEM INJECTIONS, STIMULATIONS OR CRANIAL TAP	14	9,554
	196 REVISION AND REMOVAL OF NEUROLOGICAL DEVICE	4	114
	197 NEUROSTIMULATOR AND VENTRICULAR SHUNT IMPLANTATION	72	422
	198 NERVE REPAIR AND DESTRUCTION	262	4,022

AMB ST 1-4

UTAH HOSPITAL AND FREESTANDING AMBULATORY SURGERY CENTER (FASC) UTILIZATION AND CHARGE PROFILE OF OUTPATIENT SURGERY, 2002
 PROCEDURE APG CATEGORY, PROCEDURE APG

121 LDS Hospital

procedure APG category	procedure APG	TOTAL #	TOTAL # (ALL Hospitals)
11	EYE AND OCULAR ADNEXA	1,341	10,576
	213 LASER EYE PROCEDURES	431	963
	214 CATARACT PROCEDURES	30	4,643
	216 MODERATE ANTERIOR SEGMENT EYE PROCEDURES	7	313
	217 SIMPLE ANTERIOR SEGMENT EYE PROCEDURES	19	197
	218 COMPLEX POSTERIOR SEGMENT EYE PROCEDURES	134	318
	219 SIMPLE POSTERIOR SEGMENT EYE PROCEDURES	36	173
	220 STRABISMUS AND MUSCLE EYE PROCEDURES	1	716
	221 COMPLEX REPAIR AND PLASTIC PROCEDURES OF EYE	15	694
	222 SIMPLE REPAIR AND PLASTIC PROCEDURES OF EYE	6	441
	223 VITRECTOMY	662	1,578
12	FACIAL, EAR, NOSE, MOUTH AND THROAT	678	28,144
	231 COCHLEAR DEVICE IMPLANTATION	1	33
	233 NASAL CAUTERIZATION AND PACKING	4	182
	234 COMPLEX FACIAL AND ENT PROCEDURES	348	4,770
	235 SIMPLE FACIAL AND ENT PROCEDURES	246	15,563
	236 TONSIL AND ADENOID PROCEDURES	79	7,583
13	THERAPUTIC AND OTHER RADIOLOGICAL PROCEDURES	119	5,872
	252 RADIATION THERAPY AND HYPERTHERMIA	11	116
	253 VASCULAR RADIOLOGY EXCEPT FOR VENOGRAPHY OF EXTREMITY	67	1,930
	255 MISCELLANEOUS RADIOLOGICAL PROCEDURES WITH CONTRAST	41	3,147
14	PHYSICAL MEDICINE AND REHABILITATION	1	313
	272 PHYSICAL THERAPY	1	309

AMB ST 1-5

UTAH HOSPITAL AND FREESTANDING AMBULATORY SURGERY CENTER (FASC) UTILIZATION AND CHARGE PROFILE OF OUTPATIENT SURGERY, 2002
 PROCEDURE APG CATEGORY, PROCEDURE APG, SINGLE APG ONLY

121 LDS Hospital

Procedure APG category	Procedure APG	TOTAL #	AVE TOT CHRGR	AVE TOT CHRGR(ALL Hospitals)
01	INTEGUMENTARY SYSTEM	216	\$1,544	\$2,141
	002 SUPERFICIAL NEEDLE BIOPSY AND ASPIRATION	11	\$1,314	\$1,559
	003 COMPLEX INCISION AND DRAINAGE	1	\$1,036	\$2,578
	004 SIMPLE INCISION AND DRAINAGE	1	\$1,237	\$2,119
	006 SIMPLE DEBRIDEMENT AND DESTRUCTION	7	\$1,477	\$1,861
	007 COMPLEX EXCISION, BIOPSY AND DEBRIDEMENT	34	\$1,897	\$2,263
	008 SIMPLE EXCISION AND BIOPSY	13	\$1,599	\$2,174
	009 COMPLEX SKIN REPAIRS INCL INTEGUMENT GRAFTS, TRANSFER & REARRAN	3	\$1,939	\$2,942
	011 SIMPLE INCISION AND EXCISION OF BREAST	136	\$1,420	\$1,987
	012 BREAST RECONSTRUCTION AND MASTECTOMY	10	\$2,214	\$3,739
02	MUSCULOSKELETAL SYSTEM	609	\$2,200	\$2,888
	021 COMPLEX MUSCULOSKELETAL PROCEDURES EXCLUDING HAND AND FOOT	45	\$2,951	\$3,672
	022 SIMPLE MUSCULOSKELETAL PROCEDURES EXCLUDING HAND AND FOOT	16	\$1,596	\$2,693
	023 COMPLEX HAND AND FOOT MUSCULOSKELETAL PROCEDURES	13	\$2,993	\$3,163
	024 SIMPLE HAND AND FOOT MUSCULOSKELETAL PROCEDURES	202	\$1,554	\$2,059
	025 ARTHROSCOPY	245	\$2,446	\$3,554
	029 CLOSED TREATMENT FX & DISLOCATION EXC FINGER, TOE & TRUNK	6	\$1,191	\$2,107
	030 OPEN OR PERCUTANEOUS TREATMENT OF FRACTURES	56	\$2,775	\$3,403
	031 BONE OR JOINT MANIPULATION UNDER ANESTHESIA	1	\$768	\$2,080
	032 BUNION PROCEDURES	20	\$2,661	\$2,827
	033 ARTHROPLASTY	4	\$2,889	\$3,660
	035 ARTHROCENTESIS AND LIGAMENT OR TENDON INJECTION	1	\$1,036	\$491
03	RESPIRATORY SYSTEM	93	\$1,348	\$1,741
	053 COMPLEX ENDOSCOPY OF THE UPPER AIRWAY	12	\$2,269	\$3,025
	054 SIMPLE ENDOSCOPY OF THE UPPER AIRWAY	3	\$1,255	\$1,300
	055 ENDOSCOPY OF THE LOWER AIRWAY	78	\$1,210	\$1,469
04	CARDIOVASCULAR SYSTEM	141	\$3,545	\$4,411
	074 CARDIAC ELECTROPHYSIOLOGIC TESTS	1	\$10,220	\$8,307
	075 PLACEMENT OF TRANSVENOUS CATHETERS	2	\$1,613	\$1,859
	076 DIAGNOSTIC CARDIAC CATHETERIZATION	6	\$1,603	\$3,200
	078 PACEMAKER INSERTION AND REPLACEMENT	3	\$11,314	\$22,791
	079 REMOVAL AND REVISION OF PACEMAKER AND VASCULAR DEVICE	2	\$2,618	\$1,908
	080 MINOR VASCULAR REPAIR AND FISTULA CONSTRUCTION	109	\$3,503	\$3,583
	081 SECONDARY VARICOSE VEINS AND VASCULAR INJECTION	4	\$2,665	\$3,224
	082 VASCULAR LIGATION	14	\$3,220	\$3,615
05	HEMATOLOGIC, LYMPHATIC, AND ENDOCRINE	26	\$3,120	\$2,960
	094 BLOOD AND BLOOD PRODUCT EXCHANGE	2	\$5,716	\$5,409
	095 DEEP LYMPH STRUCTURE AND THYROID PROCEDURES	24	\$2,904	\$3,516
06	DIGESTIVE SYSTEM	3,296	\$922	\$1,572
	111 ALIMENTARY TESTS AND SIMPLE TUBE PLACEMENT	1	\$847	\$782
	112 ESOPHAGEAL DILATION WITHOUT ENDOSCOPY	3	\$1,144	\$577
	113 ANOSCOPY WITH BIOPSY AND DIAGNOSTIC PROCTOSIGMOIDOSCOPY	51	\$623	\$592
	114 PROCTOSIGMOIDOSCOPY WITH EXCISION OR BIOPSY	16	\$473	\$671
	115 DIAGNOSTIC UPPER GI ENDOSCOPY OR INTUBATION	631	\$514	\$827
	116 THERAPEUTIC UPPER GI ENDOSCOPY OR INTUBATION	130	\$1,007	\$1,177
	117 LOWER GASTROINTESTINAL ENDOSCOPY	1,979	\$657	\$860

AMB ST 1-5

UTAH HOSPITAL AND FREESTANDING AMBULATORY SURGERY CENTER (FASC) UTILIZATION AND CHARGE PROFILE OF OUTPATIENT SURGERY, 2002
 PROCEDURE APG CATEGORY, PROCEDURE APG, SINGLE APG ONLY

121 LDS Hospital

procedure APG category	Procedure APG	TOTAL #	AVE TOT CHR	AVE TOT CHR(ALL Hospitals)
	118 ERCP AND MISCELLANEOUS GI ENDOSCOPY PROCEDURES	57	\$1,873	\$2,194
	119 HERNIA AND HYDROCELE PROCEDURES	93	\$1,963	\$2,637
	120 COMPLEX ANAL AND RECTAL PROCEDURES	69	\$1,674	\$2,094
	121 SIMPLE ANAL AND RECTAL PROCEDURES	22	\$1,293	\$1,884
	122 MISCELLANEOUS ABDOMINAL PROCEDURES	14	\$1,699	\$2,210
	123 COMPLEX LAPAROSCOPIC PROCEDURES	227	\$3,357	\$4,623
	124 SIMPLE LAPAROSCOPIC PROCEDURES	3	\$7,449	\$6,301
07	URINARY SYSTEM	146	\$2,347	\$3,060
	133 URINARY CATHETERIZATION AND DILATATION	8	\$3,058	\$2,620
	134 COMPLEX CYSTOURETHROSCOPY AND LITHOLAPAXY	67	\$2,576	\$3,123
	135 MODERATE CYSTOURETHROSCOPY	61	\$1,998	\$2,505
	136 SIMPLE CYSTOURETHROSCOPY	5	\$1,241	\$1,505
	137 COMPLEX URETHRAL PROCEDURES	5	\$3,512	\$2,659
08	MALE GENITAL SYSTEM	59	\$4,000	\$2,312
	151 TESTICULAR AND EPIDIDYMAL PROCEDURES	14	\$1,733	\$2,147
	152 INSERTION OF PENILE PROSTHESIS	1	\$8,445	\$10,127
	153 COMPLEX PENILE PROCEDURES	3	\$2,317	\$2,333
	154 SIMPLE PENILE PROCEDURES	3	\$1,603	\$1,239
	155 PROSTATE NEEDLE AND PUNCH BIOPSY	38	\$5,040	\$4,027
09	FEMALE GENITAL SYSTEM	113	\$1,690	\$2,440
	176 COMPLEX FEMALE REPRODUCTIVE PROCEDURES	14	\$3,567	\$3,888
	177 SIMPLE FEMALE REPRODUCTIVE PROCEDURES	35	\$1,357	\$2,279
	178 DILATION AND CURETTAGE	25	\$1,304	\$1,640
	179 HYSTEROSCOPY	35	\$1,599	\$2,869
	180 COLPOSCOPY	4	\$1,250	\$1,261
10	NERVOUS SYSTEM	144	\$1,612	\$1,212
	195 NERVOUS SYSTEM INJECTIONS, STIMULATIONS OR CRANIAL TAP	10	\$979	\$543
	197 NEUROSTIMULATOR AND VENTRICULAR SHUNT IMPLANTATION	3	\$18,509	\$21,111
	198 NERVE REPAIR AND DESTRUCTION	131	\$1,273	\$1,869
11	EYE AND OCULAR ADNEXA	708	\$1,725	\$2,298
	213 LASER EYE PROCEDURES	428	\$625	\$575
	214 CATARACT PROCEDURES	2	\$3,786	\$2,599
	217 SIMPLE ANTERIOR SEGMENT EYE PROCEDURES	4	\$3,275	\$1,936
	218 COMPLEX POSTERIOR SEGMENT EYE PROCEDURES	62	\$3,073	\$3,487
	219 SIMPLE POSTERIOR SEGMENT EYE PROCEDURES	4	\$2,552	\$2,293
	221 COMPLEX REPAIR AND PLASTIC PROCEDURES OF EYE	6	\$3,034	\$2,323
	222 SIMPLE REPAIR AND PLASTIC PROCEDURES OF EYE	2	\$1,474	\$1,230
	223 VITRECTOMY	200	\$3,554	\$4,145
12	FACIAL, EAR, NOSE, MOUTH AND THROAT	78	\$2,236	\$1,870
	231 COCHLEAR DEVICE IMPLANTATION	1	\$1,597	\$54,853
	233 NASAL CAUTERIZATION AND PACKING	1	\$1,710	\$1,788
	234 COMPLEX FACIAL AND ENT PROCEDURES	32	\$3,002	\$3,757
	235 SIMPLE FACIAL AND ENT PROCEDURES	28	\$1,846	\$1,293
	236 TONSIL AND ADENOID PROCEDURES	16	\$1,456	\$1,733

SOURCE: Utah Ambulatory Surgery Database
 Utah Health Data Committee/Office of Health Care Statistics

AMB ST 1-6

UTAH HOSPITAL AND FREESTANDING AMBULATORY SURGERY CENTER (FASC) UTILIZATION AND CHARGE PROFILE OF OUTPATIENT SURGERY, 2002
 NUMBER OF SELECTED AMBULATORY SURGERY PATIENT VISITS BY PATIENT PROFILE

121 LDS Hospital

Patient Profile	Patient Visits		Patient Visits-All Hospitals	
	(#)	(%)	(#)	(%)
GENDER				
Female	8,454	54.4	99,046	54.3
Male	7,095	45.6	83,377	45.7
Unknown	0	0.0	1	0.0
Not Reported	0	0.0	3	0.0
AGE				
1-28 days	0	0.0	201	0.1
29-365 days	0	0.0	2,806	1.5
1-4 years	6	0.0	10,230	5.6
5-9	21	0.1	5,477	3.0
10-14	100	0.6	4,621	2.5
15-17	228	1.5	4,481	2.5
18-19	277	1.8	3,763	2.1
20-24	938	6.0	11,153	6.1
25-29	855	5.5	10,390	5.7
30-34	913	5.9	10,476	5.7
35-39	1,040	6.7	10,951	6.0
40-44	1,321	8.5	13,202	7.2
45-49	1,425	9.2	14,095	7.7
50-54	1,591	10.2	15,731	8.6
55-59	1,527	9.8	13,738	7.5
60-64	1,319	8.5	11,970	6.6
65-69	1,246	8.0	11,268	6.2
70-74	1,035	6.7	10,407	5.7
75-79	912	5.9	8,832	4.8
80-84	514	3.3	5,577	3.1
85-89	213	1.4	2,334	1.3
90 +	68	0.4	720	0.4
Not Reported	0	0.0	205	0.1
SOURCE OF ADMISSION				
Physician Referral	15,435	99.3	170,677	93.6
Clinic Referral	5	0.0	371	0.2
HMO Referral	1	0.0	163	0.1
Other Hospital	10	0.1	143	0.1
Skilled Nursing Facility	1	0.0	17	0.0
Other Health Care Facility	10	0.1	19	0.0
Emergency Room	87	0.6	3,138	1.7
Court/Law Enforcement	0	0.0	4	0.0
Unknown	0	0.0	3,312	1.8
Not Reported	0	0.0	4,583	2.5

(Continued)

AMB ST 1-6

UTAH HOSPITAL AND FREESTANDING AMBULATORY SURGERY CENTER (FASC) UTILIZATION AND CHARGE PROFILE OF OUTPATIENT SURGERY, 2002
 NUMBER OF SELECTED AMBULATORY SURGERY PATIENT VISITS BY PATIENT PROFILE

121 LDS Hospital

Patient Profile	Patient Visits		Patient Visits-All Hospitals	
	(#)	(%)	(#)	(%)
DISCHARGE STATUS				
Home or Self Care	15,525	99.8	181,621	99.6
Another Hospital	0	0.0	132	0.1
Skilled Nursing Facility	0	0.0	207	0.1
Intermediate Care Facility	0	0.0	14	0.0
Another Type of Institution	0	0.0	41	0.0
Under Care of Home Service	14	0.1	184	0.1
Left Against Medical Advice	4	0.0	13	0.0
Under Care of Home IV Provider	1	0.0	8	0.0
Expired	0	0.0	6	0.0
Unknown	4	0.0	189	0.1
Not Reported	1	0.0	12	0.0
PRIMARY PAYER				
Medicare	4,043	26.0	39,406	21.6
Medicaid	614	3.9	12,181	6.7
Other government	207	1.3	2,765	1.5
Blue Cross/Blue Shield	1,003	6.5	25,235	13.8
Other Commercial	1,422	9.1	17,505	9.6
Managed Care(HMO, PPO)	7,605	48.9	77,069	42.2
Self Pay	314	2.0	2,955	1.6
Industrial & Worker Comp	283	1.8	3,998	2.2
Charity and Unclassified	20	0.1	123	0.1
Childrens Health Insurance	24	0.2	346	0.2
Unknown	14	0.1	703	0.4
Not Reported	0	0.0	141	0.1
LOCAL HEALTH DISTRICT OF PATIENT RESIDENCE				
Bear River	316	2.0	12,345	6.8
Central Utah	135	0.9	6,772	3.7
Davis County	2,530	16.3	19,304	10.6
Salt Lake County	9,304	59.8	62,264	34.1
Southeastern Utah	91	0.6	4,319	2.4
Southwest Utah	249	1.6	11,788	6.5
Summit County	269	1.7	1,676	0.9
Tooele County	460	3.0	3,248	1.8
Tri-County	87	0.6	4,686	2.6
Utah County	517	3.3	31,011	17.0
Wasatch County	65	0.4	1,317	0.7
Weber County	507	3.3	15,685	8.6
Unknown Utah	2	0.0	56	0.0
Outside Utah	1,012	6.5	7,881	4.3
Unknown, Not Reported	5	0.0	75	0.0

SOURCE: Utah Ambulatory Surgery Database,
 Utah Health Data Committee/Office of Health Care Statistics.

AMB ST 1-1

UTAH HOSPITAL AND FREESTANDING AMBULATORY SURGERY CENTER (FASC) UTILIZATION AND CHARGE PROFILE OF OUTPATIENT SURGERY, 2002
 NUMBER OF CPT-4 AND ICD-9 PROCEDURES BY SELECTED AMBULATORY SURGERY REPORTING CATEGORY

105 Logan Regional Hospital

Reporting Category (ICD-9-CM CODES)	Procedures Performed		Procedures Performed-All Hospitals	
	(#)	(%)	(#)	(%)
Reporting Category (ICD-9-CM CODES)	9,739	100.0	300,948	100.0
Mastectomy (85.0-85.99)	252	2.6	6,951	2.3
Musculoskeletal (76.0-84.99)	1,742	17.9	53,689	17.8
Respiratory (30.0-34.99)	34	0.3	2,595	0.9
Cardiovascular (35.0-39.99)	250	2.6	13,957	4.6
Lymphatic/Hemetic (40.0-41.99)	40	0.4	2,092	0.7
Digestive System (42.0-54.99)	2,086	21.4	79,482	26.4
Urinary (55.0-59.99)	145	1.5	7,394	2.5
Male Genital (60.0-64.99)	93	1.0	3,824	1.3
Female Genital (65.0-71.99)	519	5.3	12,874	4.3
Endocrine/Nervous (01.0-07.99)	786	8.1	19,288	6.4
Eye (08.0-16.99)	1,087	11.2	19,110	6.3
Ear (18.0-20.99)	572	5.9	14,450	4.8
Nose, Mouth, Pharynx (21.0-29.99)	1,121	11.5	29,272	9.7
Other*	1,012	10.4	35,970	12.0
Reporting Category (CPT-4 CODES)	10,628	100.0	363,184	100.0
Mastectomy (19120-19220)	136	1.3	3,282	0.9
Musculoskeletal (20000-29909)	1,754	16.5	49,166	13.5
Respiratory (30000-32999)	552	5.2	12,335	3.4
Cardiovascular (33010-37799 & 93501-93660)	834	7.8	30,942	8.5
Lymphatic/Hemetic (38100-38999)	28	0.3	1,669	0.5
Diaphragm (39501-39599)	1	0.0	3	0.0
Digestive System (40490-49999)	2,469	23.2	84,020	23.1
Urinary (50010-53899)	133	1.3	8,260	2.3
Male Genital (54000-55899)	82	0.8	3,300	0.9
Female Genital (56405-58999)	340	3.2	8,683	2.4
Endocrine/Nervous (60000-64999)	790	7.4	17,357	4.8
Eye (65091-68899)	648	6.1	10,599	2.9
Ear (69000-69979)	349	3.3	8,100	2.2
Other*	2,512	23.6	125,468	34.5

SOURCE: Utah Ambulatory Surgery Database

Utah Health Data Committee/Office of Health Care Statistics.

* Procedure falls outside reporting categories.

AMB ST 1-2

UTAH HOSPITAL AND FREESTANDING AMBULATORY SURGERY CENTER (FASC) UTILIZATION AND CHARGE PROFILE OF OUTPATIENT SURGERY, 2002
 MOST COMMONLY PERFORMED CPT-4 AND ICD-9 PROCEDURES

105 Logan Regional Hospital

ICD-9 CODE	ICD-9 DESCRIPTION	#	%	% ALL Hospitals
All ICD-9 Procedures		9,739	100.0	100.0
9923	INJ STEROID	509	5.2	2.23
0392	INJ OTH AGENT SPINAL CANAL	491	5.0	2.02
2001	MYRINGOTOMY W/INSRT TUBE	440	4.5	3.82
1371	IOL PROSTH-CATARACT EXTRACT-1-STAGE	425	4.4	1.56
1341	PHACOEMLSIFICATION-ASPIR CATARACT	424	4.4	1.53
4523	COLONOSCOPY	341	3.5	4.95
4516	ESOPHAGOGASTRODUODENOSCPY-CLO BX	283	2.9	4.22
4542	ENDO POLYPECTOMY LG INTESTINE	252	2.6	2.58
283	TONSILLECTOMY W/ADENOIDECTOMY	207	2.1	1.61
4292	DILAT ESOPH	181	1.9	1.18
4513	OTH ENDO SM INTESTINE	175	1.8	1.87
5123	LAP CHOLEY	154	1.6	1.92
8853	ANGIOCARDIOGRAPHY LT HEART STRUCT	152	1.6	1.22
8856	CORONARY ARTERIOGRAPHY W/2 CATH	151	1.6	1.58
806	EXC SEMILUNAR CARTILAGE-KNEE	148	1.5	1.56
3722	LT HEART CARD CATH	132	1.4	1.08
4525	CLO [ENDO] BX LG INTESTINE	128	1.3	1.85
8521	LOC EXC LES BREAST	128	1.3	1.03
0443	RELEASE CARPAL TUNNEL	112	1.2	1.12
2188	OTH SEPTOPLASTY	97	1.0	0.55

CPT-4 CODE	CPT-4 DESCRIPTION	#	%	% ALL Hospitals
All CPT-4 Procedures		10,628	100.0	100.0
J3010	INJECTION FENTANYL CITRATE 0.1 M	845	8.0	1.51
J2405	INJECTION ONDANSETRON HCL PER 1	639	6.0	1.76
62311	INJ 1 NOT NEUROLYTIC-EPID; LUMB/	485	4.6	0.98
66984	EXTRACAPSULAR CATARACT REMV IOL	425	4.0	1.23
45378	COLONOSCOPY FLEX; DX-SEP PROC	343	3.2	3.53
43239	UGI ENDO; W/BX 1/MX	280	2.6	3.22
69436	TYMPANOSTOMY GENERAL ANESTHESIA	261	2.5	1.65
J2765	INJ METOCLOPRAMIDE HCL TO 10 MG	215	2.0	1.06
45385	COLONOSCOPY FLEX; W/REMV LES-SNA	194	1.8	2.05
42820	T&A; UNDER AGE 12	172	1.6	1.02
43450	DILAT ESOPH-SOUND/BOUGIE-1/MX PA	155	1.5	0.26
47562	LAPAROSCOPY SURGICAL; CHOLECT	155	1.5	0.63
93545	INJ PROC-CATH; SELECT CORONRY AN	151	1.4	0.77
93556	IMAG SUPERVS I&R-CATH; PULM ANGI	148	1.4	0.69
28285	CORRECTION HAMMERTOES	142	1.3	0.41
49505	REPR INIT ING HERNIA 5YR/MORE; R	136	1.3	0.79
93543	INJ PROC-CATH; LT VENT/ATRIAL AN	136	1.3	0.73
93555	IMAG SUPERVS I&R-CATH; VENT/ATRI	135	1.3	0.60
43235	UGI ENDO; DX W/WO CLCT SPECMN-SP	132	1.2	0.99
45380	COLONOSCOPY FLEX; W/BX 1/MX	121	1.1	1.47

SOURCE: Utah Ambulatory Surgery Database
 Utah Health Data Committee/Office of Health Care Statistics

AMB ST 1-3

UTAH HOSPITAL AND FREESTANDING AMBULATORY SURGERY CENTER (FASC) UTILIZATION AND CHARGE PROFILE OF OUTPATIENT SURGERY, 2002
 AVERAGE TOTAL CHARGES FOR MOST COMMONLY PERFORMED CPT-4 AND ICD-9 PROCEDURES, SINGLE ICD-9 OR CPT-4 ONLY

105 Logan Regional Hospital

ICD-9 CODE	ICD-9 DESCRIPTION	#	AVE TOT CHR	AVE TOT CHR(ALL Hospitals)
ICD-9 Procedures		3,219	\$1,517	\$2,254
4523	COLONOSCOPY	332	\$587	\$782
4542	ENDO POLYPECTOMY LG INTESTINE	210	\$771	\$1,037
4516	ESOPHAGOGASTRODUODENOSCPY-CLO BX	165	\$648	\$938
5123	LAP CHOLEY	140	\$3,484	\$4,729
283	TONSILLECTOMY W/ADENOIDECTOMY	139	\$1,097	\$1,655
4525	CLO [ENDO] BX LG INTESTINE	108	\$797	\$1,109
1364	DISCISSION SECNDRY MEMBRN	95	\$185	\$527
0443	RELEASE CARPAL TUNNEL	87	\$995	\$1,705
4513	OTH ENDO SM INTESTINE	84	\$583	\$756
5304	UNILAT REPR INDIRECT ING HERN-GFT	68	\$1,741	\$2,917
282	TONSILLECTOMY WO ADENOIDECTOMY	55	\$1,296	\$1,956
8521	LOC EXC LES BREAST	50	\$1,261	\$2,019
2001	MYRINGOTOMY W/INSRT TUBE	47	\$613	\$1,056
806	EXC SEMILUNAR CARTILAGE-KNEE	41	\$2,598	\$3,545
5303	UNILAT REPR DIRECT ING HERN-GFT	40	\$1,848	\$3,023
8221	EXC LES TENDON SHEATH HAND	35	\$1,242	\$1,707
4524	FLEX SIGMOIDOSCOPY	33	\$387	\$456
6952	ASPIR CURET FOLLOWING DELIV/AB	31	\$1,250	\$1,722
640	CIRCUMCISION	30	\$430	\$1,259
0943	PROBE NASOLACRML DUCT	29	\$504	\$819

CPT-4 CODE	CPT-4 DESCRIPTION	#	AVE TOT CHR	AVE TOT CHR(ALL Hospitals)
CPT-4 Procedures		3,467	\$1,141	\$2,003
62311	INJ 1 NOT NEUROLYTIC-EPID; LUMB/	451	\$456	\$489
66984	EXTRACAPSULAR CATARACT REMV IOL	404	\$1,952	\$2,599
45378	COLONOSCOPY FLEX; DX-SEP PROC	332	\$587	\$741
45385	COLONOSCOPY FLEX; W/REMV LES-SNA	171	\$788	\$947
43239	UGI ENDO; W/BX 1/MX	165	\$650	\$889
69436	TYMPANOSTOMY GENERAL ANESTHESIA	140	\$627	\$934
45380	COLONOSCOPY FLEX; W/BX 1/MX	108	\$821	\$1,052
66821	DISCISSION 2ND CATARACT; LASER S	108	\$188	\$576
42820	T&A; UNDER AGE 12	102	\$1,060	\$1,610
49505	REPR INIT ING HERNIA 5YR/MORE; R	96	\$1,755	\$2,803
43235	UGI ENDO; DX W/VO CLCT SPECMN-SP	84	\$573	\$661
64721	NEUROPLASTY; MEDIAN @ CARPAL TUN	70	\$986	\$1,670
45384	COLONOSCPY FLEX; REMV LES-FORCE	61	\$809	\$1,252
41899	UNLIST PROC DENTOALVEOL STRUCTUR	51	\$1,120	\$1,813
19120	EXC BRST CYST TUMR/LES OPN M/F 1	42	\$1,247	\$1,911
20680	REMOVAL OF IMPLANT; DEEP	32	\$1,200	\$2,123
45330	SIGMOIDOSCOPY FLEX; DX-SEP PROC	31	\$371	\$408
88305	LEVEL IV - SURG PATH GROSS&MIC E	30	\$1,067	\$1,372
47000	BIOPSY LIVER NEEDLE; PERCUTANEOU	28	\$940	\$1,867
68811	PROBE NASOLACRIM DUCT; REQ GEN A	27	\$507	\$773

SOURCE: Utah Ambulatory Surgery Database
 Utah Health Data Committee/Office of Health Care Statistics

AMB ST 1-4

UTAH HOSPITAL AND FREESTANDING AMBULATORY SURGERY CENTER (FASC) UTILIZATION AND CHARGE PROFILE OF OUTPATIENT SURGERY, 2002
PROCEDURE APG CATEGORY, PROCEDURE APG

105 Logan Regional Hospital

Procedure APG category		TOTAL #	TOTAL # (ALL Hospitals)
Procedure APG			
01	INTEGUMENTARY SYSTEM	393	13,519
	002 SUPERFICIAL NEEDLE BIOPSY AND ASPIRATION	53	2,597
	003 COMPLEX INCISION AND DRAINAGE	7	106
	004 SIMPLE INCISION AND DRAINAGE	2	96
	005 NAIL PROCEDURES	1	36
	006 SIMPLE DEBRIDEMENT AND DESTRUCTION	16	588
	007 COMPLEX EXCISION, BIOPSY AND DEBRIDEMENT	37	1,731
	008 SIMPLE EXCISION AND BIOPSY	39	1,756
	009 COMPLEX SKIN REPAIRS INCL INTEGUMENT GRAFTS, TRANSFER & REARRANGE	38	1,422
	010 SIMPLE SKIN REPAIR	5	599
	011 SIMPLE INCISION AND EXCISION OF BREAST	178	3,917
	012 BREAST RECONSTRUCTION AND MASTECTOMY	17	671
02	MUSCULOSKELETAL SYSTEM	1,593	42,903
	021 COMPLEX MUSCULOSKELETAL PROCEDURES EXCLUDING HAND AND FOOT	161	5,617
	022 SIMPLE MUSCULOSKELETAL PROCEDURES EXCLUDING HAND AND FOOT	38	1,767
	023 COMPLEX HAND AND FOOT MUSCULOSKELETAL PROCEDURES	44	1,639
	024 SIMPLE HAND AND FOOT MUSCULOSKELETAL PROCEDURES	493	9,596
	025 ARTHROSCOPY	576	17,119
	028 CLOSED TREATMENT FX & DISLOCATION OF FINGER, TOE & TRUNK	1	35
	029 CLOSED TREATMENT FX & DISLOCATION EXC FINGER, TOE & TRUNK	25	627
	030 OPEN OR PERCUTANEOUS TREATMENT OF FRACTURES	113	2,741
	031 BONE OR JOINT MANIPULATION UNDER ANESTHESIA	3	332
	032 BUNION PROCEDURES	121	1,318
	033 ARTHROPLASTY	4	483
	034 HAND AND FOOT TENOTOMY	7	167
	035 ARTHROCENTESIS AND LIGAMENT OR TENDON INJECTION	7	1,334
03	RESPIRATORY SYSTEM	188	6,869
	052 NEEDLE AND CATHETER BIOPSY, ASPIRATION, LAVAGE AND INTUBATION	2	545
	053 COMPLEX ENDOSCOPY OF THE UPPER AIRWAY	169	4,423
	054 SIMPLE ENDOSCOPY OF THE UPPER AIRWAY	12	329
	055 ENDOSCOPY OF THE LOWER AIRWAY	5	1,188
04	CARDIOVASCULAR SYSTEM	826	23,208
	071 EXERCISE TOLERANCE TESTS	1	21
	072 ECHOCARDIOGRAPHY	1	1,224
	075 PLACEMENT OF TRANSVENOUS CATHETERS	7	737
	076 DIAGNOSTIC CARDIAC CATHETERIZATION	729	15,013
	077 ANGIOPLASTY AND TRANSCATHETER PROCEDURES	6	971
	078 PACEMAKER INSERTION AND REPLACEMENT	22	716
	079 REMOVAL AND REVISION OF PACEMAKER AND VASCULAR DEVICE	9	477
	080 MINOR VASCULAR REPAIR AND FISTULA CONSTRUCTION	26	1,191
	081 SECONDARY VARICOSE VEINS AND VASCULAR INJECTION	3	296
	082 VASCULAR LIGATION	22	507
05	HEMATOLOGIC, LYMPHATIC, AND ENDOCRINE	33	2,265
	095 DEEP LYMPH STRUCTURE AND THYROID PROCEDURES	33	1,385
06	DIGESTIVE SYSTEM	2,094	71,902
	112 ESOPHAGEAL DILATION WITHOUT ENDOSCOPY	155	1,062

AMB ST 1-4

UTAH HOSPITAL AND FREESTANDING AMBULATORY SURGERY CENTER (FASC) UTILIZATION AND CHARGE PROFILE OF OUTPATIENT SURGERY, 2002
PROCEDURE APG CATEGORY, PROCEDURE APG

105 Logan Regional Hospital

procedure APG category	procedure APG	TOTAL #	TOTAL # (ALL Hospitals)
	113 ANOSCOPY WITH BIOPSY AND DIAGNOSTIC PROCTOSIGMOIDOSCOPY	37	820
	114 PROCTOSIGMOIDOSCOPY WITH EXCISION OR BIOPSY	22	324
	115 DIAGNOSTIC UPPER GI ENDOSCOPY OR INTUBATION	412	15,392
	116 THERAPEUTIC UPPER GI ENDOSCOPY OR INTUBATION	72	3,826
	117 LOWER GASTROINTESTINAL ENDOSCOPY	731	27,082
	118 ERCP AND MISCELLANEOUS GI ENDOSCOPY PROCEDURES	30	1,441
	119 HERNIA AND HYDROCELE PROCEDURES	227	6,810
	120 COMPLEX ANAL AND RECTAL PROCEDURES	17	815
	121 SIMPLE ANAL AND RECTAL PROCEDURES	10	464
	122 MISCELLANEOUS ABDOMINAL PROCEDURES	1	325
	123 COMPLEX LAPAROSCOPIC PROCEDURES	376	13,216
	124 SIMPLE LAPAROSCOPIC PROCEDURES	4	148
07	URINARY SYSTEM	118	6,921
	131 RENAL EXTRACORPOREAL SHOCK WAVE LITHOTRIPSY	1	705
	133 URINARY CATHETERIZATION AND DILATATION	3	344
	134 COMPLEX CYSTOURETHROSCOPY AND LITHOLAPAXY	83	2,910
	135 MODERATE CYSTOURETHROSCOPY	15	2,121
	136 SIMPLE CYSTOURETHROSCOPY	5	644
	137 COMPLEX URETHRAL PROCEDURES	4	97
	138 SIMPLE URETHRAL PROCEDURES	7	93
08	MALE GENITAL SYSTEM	78	2,946
	151 TESTICULAR AND EPIDIDYMAL PROCEDURES	40	1,341
	153 COMPLEX PENILE PROCEDURES	5	327
	154 SIMPLE PENILE PROCEDURES	30	896
	155 PROSTATE NEEDLE AND PUNCH BIOPSY	3	332
09	FEMALE GENITAL SYSTEM	187	4,976
	176 COMPLEX FEMALE REPRODUCTIVE PROCEDURES	36	675
	177 SIMPLE FEMALE REPRODUCTIVE PROCEDURES	36	1,182
	178 DILATION AND CURETTAGE	29	891
	179 HYSTEROSCOPY	83	1,603
	180 COLPOSCOPY	3	184
10	NERVOUS SYSTEM	747	14,776
	194 NERVE AND MUSCLE TESTS	6	36
	195 NERVOUS SYSTEM INJECTIONS, STIMULATIONS OR CRANIAL TAP	605	9,554
	196 REVISION AND REMOVAL OF NEUROLOGICAL DEVICE	4	114
	197 NEUROSTIMULATOR AND VENTRICULAR SHUNT IMPLANTATION	3	422
	198 NERVE REPAIR AND DESTRUCTION	126	4,022
	199 SPINAL TAP	3	496
11	EYE AND OCULAR ADNEXA	642	10,576
	211 MINOR OPHTHALMOLOGICAL TESTS AND PROCEDURES	3	55
	213 LASER EYE PROCEDURES	127	963
	214 CATARACT PROCEDURES	430	4,643
	215 COMPLEX ANTERIOR SEGMENT EYE PROCEDURES	28	485
	216 MODERATE ANTERIOR SEGMENT EYE PROCEDURES	12	313
	217 SIMPLE ANTERIOR SEGMENT EYE PROCEDURES	16	197
	219 SIMPLE POSTERIOR SEGMENT EYE PROCEDURES	2	173

AMB ST 1-4

UTAH HOSPITAL AND FREESTANDING AMBULATORY SURGERY CENTER (FASC) UTILIZATION AND CHARGE PROFILE OF OUTPATIENT SURGERY, 2002
 PROCEDURE APG CATEGORY, PROCEDURE APG

105 Logan Regional Hospital

procedure APG category	procedure APG	TOTAL #	TOTAL # (ALL Hospitals)
	220 STRABISMUS AND MUSCLE EYE PROCEDURES	9	716
	221 COMPLEX REPAIR AND PLASTIC PROCEDURES OF EYE	7	694
	222 SIMPLE REPAIR AND PLASTIC PROCEDURES OF EYE	7	441
	223 VITRECTOMY	1	1,578
12	FACIAL, EAR, NOSE, MOUTH AND THROAT	1,193	28,144
	233 NASAL CAUTERIZATION AND PACKING	20	182
	234 COMPLEX FACIAL AND ENT PROCEDURES	234	4,770
	235 SIMPLE FACIAL AND ENT PROCEDURES	590	15,563
	236 TONSIL AND ADENOID PROCEDURES	349	7,583
13	THERAPUTIC AND OTHER RADIOLOGICAL PROCEDURES	4	5,872
	253 VASCULAR RADIOLOGY EXCEPT FOR VENOGRAPHY OF EXTREMITY	3	1,930
	255 MISCELLANEOUS RADIOLOGICAL PROCEDURES WITH CONTRAST	1	3,147
14	PHYSICAL MEDICINE AND REHABILITATION	3	313
	272 PHYSICAL THERAPY	3	309

AMB ST 1-5

UTAH HOSPITAL AND FREESTANDING AMBULATORY SURGERY CENTER (FASC) UTILIZATION AND CHARGE PROFILE OF OUTPATIENT SURGERY, 2002
 PROCEDURE APG CATEGORY, PROCEDURE APG, SINGLE APG ONLY

105 Logan Regional Hospital

Procedure APG category	Procedure APG	TOTAL #	AVE TOT CHR	AVE TOT CHR(ALL Hospitals)
01	INTEGUMENTARY SYSTEM	107	\$1,270	\$2,141
	002 SUPERFICIAL NEEDLE BIOPSY AND ASPIRATION	40	\$1,012	\$1,559
	007 COMPLEX EXCISION, BIOPSY AND DEBRIDEMENT	6	\$1,529	\$2,263
	008 SIMPLE EXCISION AND BIOPSY	11	\$1,316	\$2,174
	011 SIMPLE INCISION AND EXCISION OF BREAST	42	\$1,247	\$1,987
	012 BREAST RECONSTRUCTION AND MASTECTOMY	8	\$2,414	\$3,739
02	MUSCULOSKELETAL SYSTEM	325	\$1,729	\$2,888
	021 COMPLEX MUSCULOSKELETAL PROCEDURES EXCLUDING HAND AND FOOT	16	\$3,204	\$3,672
	022 SIMPLE MUSCULOSKELETAL PROCEDURES EXCLUDING HAND AND FOOT	6	\$1,374	\$2,693
	023 COMPLEX HAND AND FOOT MUSCULOSKELETAL PROCEDURES	9	\$1,423	\$3,163
	024 SIMPLE HAND AND FOOT MUSCULOSKELETAL PROCEDURES	148	\$1,246	\$2,059
	025 ARTHROSCOPY	54	\$2,502	\$3,554
	028 CLOSED TREATMENT FX & DISLOCATION OF FINGER, TOE & TRUNK	1	\$949	\$1,528
	029 CLOSED TREATMENT FX & DISLOCATION EXC FINGER, TOE & TRUNK	9	\$1,542	\$2,107
	030 OPEN OR PERCUTANEOUS TREATMENT OF FRACTURES	33	\$1,971	\$3,403
	031 BONE OR JOINT MANIPULATION UNDER ANESTHESIA	1	\$1,903	\$2,080
	032 BUNION PROCEDURES	47	\$1,852	\$2,827
	035 ARTHROCENTESIS AND LIGAMENT OR TENDON INJECTION	1	\$1,399	\$491
03	RESPIRATORY SYSTEM	18	\$1,048	\$1,741
	052 NEEDLE AND CATHETER BIOPSY, ASPIRATION, LAVAGE AND INTUBATION	1	\$439	\$785
	053 COMPLEX ENDOSCOPY OF THE UPPER AIRWAY	7	\$1,591	\$3,025
	054 SIMPLE ENDOSCOPY OF THE UPPER AIRWAY	9	\$442	\$1,300
	055 ENDOSCOPY OF THE LOWER AIRWAY	1	\$3,317	\$1,469
04	CARDIOVASCULAR SYSTEM	43	\$5,311	\$4,411
	075 PLACEMENT OF TRANSVENOUS CATHETERS	3	\$615	\$1,859
	078 PACEMAKER INSERTION AND REPLACEMENT	11	\$13,279	\$22,791
	080 MINOR VASCULAR REPAIR AND FISTULA CONSTRUCTION	21	\$2,788	\$3,583
	081 SECONDARY VARICOSE VEINS AND VASCULAR INJECTION	2	\$1,677	\$3,224
	082 VASCULAR LIGATION	6	\$3,091	\$3,615
05	HEMATOLOGIC, LYMPHATIC, AND ENDOCRINE	15	\$2,986	\$2,960
	095 DEEP LYMPH STRUCTURE AND THYROID PROCEDURES	15	\$2,986	\$3,516
06	DIGESTIVE SYSTEM	1,229	\$897	\$1,572
	112 ESOPHAGEAL DILATION WITHOUT ENDOSCOPY	5	\$445	\$577
	113 ANOSCOPY WITH BIOPSY AND DIAGNOSTIC PROCTOSIGMOIDOSCOPY	31	\$371	\$592
	114 PROCTOSIGMOIDOSCOPY WITH EXCISION OR BIOPSY	21	\$468	\$671
	115 DIAGNOSTIC UPPER GI ENDOSCOPY OR INTUBATION	249	\$624	\$827
	116 THERAPEUTIC UPPER GI ENDOSCOPY OR INTUBATION	51	\$972	\$1,177
	117 LOWER GASTROINTESTINAL ENDOSCOPY	677	\$696	\$860
	118 ERCP AND MISCELLANEOUS GI ENDOSCOPY PROCEDURES	22	\$2,440	\$2,194
	119 HERNIA AND HYDROCELE PROCEDURES	130	\$1,698	\$2,637
	120 COMPLEX ANAL AND RECTAL PROCEDURES	3	\$1,724	\$2,094
	121 SIMPLE ANAL AND RECTAL PROCEDURES	1	\$866	\$1,884
	122 MISCELLANEOUS ABDOMINAL PROCEDURES	1	\$1,209	\$2,210
	123 COMPLEX LAPAROSCOPIC PROCEDURES	38	\$3,202	\$4,623
07	URINARY SYSTEM	28	\$2,167	\$3,060
	133 URINARY CATHETERIZATION AND DILATATION	1	\$240	\$2,620

AMB ST 1-5

UTAH HOSPITAL AND FREESTANDING AMBULATORY SURGERY CENTER (FASC) UTILIZATION AND CHARGE PROFILE OF OUTPATIENT SURGERY, 2002
 PROCEDURE APG CATEGORY, PROCEDURE APG, SINGLE APG ONLY

105 Logan Regional Hospital

procedure APG category	Procedure APG	TOTAL #	AVE TOT CHRGR	AVE TOT CHRGR(ALL Hospitals)
	134 COMPLEX CYSTOURETHROSCOPY AND LITHOLAPAXY	12	\$3,068	\$3,123
	135 MODERATE CYSTOURETHROSCOPY	7	\$1,592	\$2,505
	136 SIMPLE CYSTOURETHROSCOPY	1	\$1,422	\$1,505
	137 COMPLEX URETHRAL PROCEDURES	2	\$2,099	\$2,659
	138 SIMPLE URETHRAL PROCEDURES	5	\$1,375	\$1,774
08	MALE GENITAL SYSTEM	47	\$876	\$2,312
	151 TESTICULAR AND EPIDIDYMAL PROCEDURES	10	\$1,252	\$2,147
	153 COMPLEX PENILE PROCEDURES	4	\$1,693	\$2,333
	154 SIMPLE PENILE PROCEDURES	30	\$430	\$1,239
	155 PROSTATE NEEDLE AND PUNCH BIOPSY	3	\$2,985	\$4,027
09	FEMALE GENITAL SYSTEM	38	\$1,967	\$2,440
	176 COMPLEX FEMALE REPRODUCTIVE PROCEDURES	3	\$3,225	\$3,888
	177 SIMPLE FEMALE REPRODUCTIVE PROCEDURES	10	\$1,816	\$2,279
	178 DILATION AND CURETTAGE	11	\$1,119	\$1,640
	179 HYSTEROSCOPY	14	\$2,470	\$2,869
10	NERVOUS SYSTEM	572	\$581	\$1,212
	195 NERVOUS SYSTEM INJECTIONS, STIMULATIONS OR CRANIAL TAP	490	\$488	\$543
	196 REVISION AND REMOVAL OF NEUROLOGICAL DEVICE	1	\$2,066	\$3,648
	198 NERVE REPAIR AND DESTRUCTION	78	\$1,120	\$1,869
	199 SPINAL TAP	3	\$1,283	\$857
11	EYE AND OCULAR ADNEXA	599	\$1,457	\$2,298
	211 MINOR OPHTHALMOLOGICAL TESTS AND PROCEDURES	3	\$496	\$1,380
	213 LASER EYE PROCEDURES	127	\$190	\$575
	214 CATARACT PROCEDURES	405	\$1,952	\$2,599
	215 COMPLEX ANTERIOR SEGMENT EYE PROCEDURES	28	\$604	\$1,885
	216 MODERATE ANTERIOR SEGMENT EYE PROCEDURES	6	\$1,408	\$1,811
	217 SIMPLE ANTERIOR SEGMENT EYE PROCEDURES	15	\$540	\$1,936
	219 SIMPLE POSTERIOR SEGMENT EYE PROCEDURES	2	\$209	\$2,293
	220 STRABISMUS AND MUSCLE EYE PROCEDURES	6	\$1,651	\$1,590
	221 COMPLEX REPAIR AND PLASTIC PROCEDURES OF EYE	3	\$2,590	\$2,323
	222 SIMPLE REPAIR AND PLASTIC PROCEDURES OF EYE	4	\$1,277	\$1,230
12	FACIAL, EAR, NOSE, MOUTH AND THROAT	370	\$949	\$1,870
	233 NASAL CAUTERIZATION AND PACKING	5	\$1,049	\$1,788
	234 COMPLEX FACIAL AND ENT PROCEDURES	12	\$1,947	\$3,757
	235 SIMPLE FACIAL AND ENT PROCEDURES	210	\$799	\$1,293
	236 TONSIL AND ADENOID PROCEDURES	143	\$1,082	\$1,733

AMB ST 1-6

UTAH HOSPITAL AND FREESTANDING AMBULATORY SURGERY CENTER (FASC) UTILIZATION AND CHARGE PROFILE OF OUTPATIENT SURGERY, 2002
 NUMBER OF SELECTED AMBULATORY SURGERY PATIENT VISITS BY PATIENT PROFILE

105 Logan Regional Hospital

Patient Profile	Patient Visits		Patient Visits-All Hospitals	
	(#)	(%)	(#)	(%)
GENDER				
Female	3,264	54.5	99,046	54.3
Male	2,725	45.5	83,377	45.7
Unknown	0	0.0	1	0.0
Not Reported	0	0.0	3	0.0
AGE				
1-28 days	18	0.3	201	0.1
29-365 days	93	1.6	2,806	1.5
1-4 years	332	5.5	10,230	5.6
5-9	184	3.1	5,477	3.0
10-14	162	2.7	4,621	2.5
15-17	140	2.3	4,481	2.5
18-19	154	2.6	3,763	2.1
20-24	424	7.1	11,153	6.1
25-29	350	5.8	10,390	5.7
30-34	275	4.6	10,476	5.7
35-39	310	5.2	10,951	6.0
40-44	418	7.0	13,202	7.2
45-49	455	7.6	14,095	7.7
50-54	526	8.8	15,731	8.6
55-59	407	6.8	13,738	7.5
60-64	390	6.5	11,970	6.6
65-69	326	5.4	11,268	6.2
70-74	294	4.9	10,407	5.7
75-79	324	5.4	8,832	4.8
80-84	248	4.1	5,577	3.1
85-89	125	2.1	2,334	1.3
90 +	34	0.6	720	0.4
Not Reported	18	0.3	205	0.1
SOURCE OF ADMISSION				
Physician Referral	5,876	98.1	170,677	93.6
Clinic Referral	2	0.0	371	0.2
HMO Referral	3	0.1	163	0.1
Other Hospital	2	0.0	143	0.1
Skilled Nursing Facility	0	0.0	17	0.0
Other Health Care Facility	0	0.0	19	0.0
Emergency Room	106	1.8	3,138	1.7
Court/Law Enforcement	0	0.0	4	0.0
Unknown	0	0.0	3,312	1.8
Not Reported	0	0.0	4,583	2.5

(Continued)

AMB ST 1-6

UTAH HOSPITAL AND FREESTANDING AMBULATORY SURGERY CENTER (FASC) UTILIZATION AND CHARGE PROFILE OF OUTPATIENT SURGERY, 2002
 NUMBER OF SELECTED AMBULATORY SURGERY PATIENT VISITS BY PATIENT PROFILE

105 Logan Regional Hospital

Patient Profile	Patient Visits		Patient Visits-All Hospitals	
	(#)	(%)	(#)	(%)
DISCHARGE STATUS				
Home or Self Care	5,970	99.7	181,621	99.6
Another Hospital	10	0.2	132	0.1
Skilled Nursing Facility	2	0.0	207	0.1
Intermediate Care Facility	0	0.0	14	0.0
Another Type of Institution	0	0.0	41	0.0
Under Care of Home Service	7	0.1	184	0.1
Left Against Medical Advice	0	0.0	13	0.0
Under Care of Home IV Provider	0	0.0	8	0.0
Expired	0	0.0	6	0.0
Unknown	0	0.0	189	0.1
Not Reported	0	0.0	12	0.0
PRIMARY PAYER				
Medicare	1,330	22.2	39,406	21.6
Medicaid	227	3.8	12,181	6.7
Other government	36	0.6	2,765	1.5
Blue Cross/Blue Shield	1,211	20.2	25,235	13.8
Other Commercial	415	6.9	17,505	9.6
Managed Care(HMO, PPO)	2,516	42.0	77,069	42.2
Self Pay	70	1.2	2,955	1.6
Industrial & Worker Comp	134	2.2	3,998	2.2
Charity and Unclassified	1	0.0	123	0.1
Childrens Health Insurance	8	0.1	346	0.2
Unknown	41	0.7	703	0.4
Not Reported	0	0.0	141	0.1
LOCAL HEALTH DISTRICT OF PATIENT RESIDENCE				
Bear River	5,267	87.9	12,345	6.8
Central Utah	2	0.0	6,772	3.7
Davis County	12	0.2	19,304	10.6
Salt Lake County	26	0.4	62,264	34.1
Southeastern Utah	0	0.0	4,319	2.4
Southwest Utah	4	0.1	11,788	6.5
Summit County	0	0.0	1,676	0.9
Tooele County	1	0.0	3,248	1.8
Tri-County	1	0.0	4,686	2.6
Utah County	12	0.2	31,011	17.0
Wasatch County	1	0.0	1,317	0.7
Weber County	34	0.6	15,685	8.6
Unknown Utah	6	0.1	56	0.0
Outside Utah	621	10.4	7,881	4.3
Unknown, Not Reported	2	0.0	75	0.0

SOURCE: Utah Ambulatory Surgery Database,
 Utah Health Data Committee/Office of Health Care Statistics.

AMB ST 1-1

UTAH HOSPITAL AND FREESTANDING AMBULATORY SURGERY CENTER (FASC) UTILIZATION AND CHARGE PROFILE OF OUTPATIENT SURGERY, 2002
 NUMBER OF CPT-4 AND ICD-9 PROCEDURES BY SELECTED AMBULATORY SURGERY REPORTING CATEGORY

141 McKay Dee Hospital Center

Reporting Category (ICD-9-CM CODES)	Procedures Performed		Procedures Performed-All Hospitals	
	(#)	(%)	(#)	(%)
Reporting Category (ICD-9-CM CODES)	18,378	100.0	300,948	100.0
Mastectomy (85.0-85.99)	628	3.4	6,951	2.3
Musculoskeletal (76.0-84.99)	2,496	13.6	53,689	17.8
Respiratory (30.0-34.99)	164	0.9	2,595	0.9
Cardiovascular (35.0-39.99)	991	5.4	13,957	4.6
Lymphatic/Hemetic (40.0-41.99)	156	0.8	2,092	0.7
Digestive System (42.0-54.99)	8,473	46.1	79,482	26.4
Urinary (55.0-59.99)	665	3.6	7,394	2.5
Male Genital (60.0-64.99)	224	1.2	3,824	1.3
Female Genital (65.0-71.99)	760	4.1	12,874	4.3
Endocrine/Nervous (01.0-07.99)	803	4.4	19,288	6.4
Eye (08.0-16.99)	214	1.2	19,110	6.3
Ear (18.0-20.99)	94	0.5	14,450	4.8
Nose, Mouth, Pharynx (21.0-29.99)	531	2.9	29,272	9.7
Other*	2,179	11.9	35,970	12.0
Reporting Category (CPT-4 CODES)	23,158	100.0	363,184	100.0
Mastectomy (19120-19220)	344	1.5	3,282	0.9
Musculoskeletal (20000-29909)	2,180	9.4	49,166	13.5
Respiratory (30000-32999)	265	1.1	12,335	3.4
Cardiovascular (33010-37799 & 93501-93660)	1,543	6.7	30,942	8.5
Lymphatic/Hemetic (38100-38999)	105	0.5	1,669	0.5
Diaphragm (39501-39599)	0	0.0	3	0.0
Digestive System (40490-49999)	8,074	34.9	84,020	23.1
Urinary (50010-53899)	620	2.7	8,260	2.3
Male Genital (54000-55899)	182	0.8	3,300	0.9
Female Genital (56405-58999)	459	2.0	8,683	2.4
Endocrine/Nervous (60000-64999)	696	3.0	17,357	4.8
Eye (65091-68899)	115	0.5	10,599	2.9
Ear (69000-69979)	50	0.2	8,100	2.2
Other*	8,525	36.8	125,468	34.5

SOURCE: Utah Ambulatory Surgery Database

Utah Health Data Committee/Office of Health Care Statistics.

* Procedure falls outside reporting categories.

AMB ST 1-2

UTAH HOSPITAL AND FREESTANDING AMBULATORY SURGERY CENTER (FASC) UTILIZATION AND CHARGE PROFILE OF OUTPATIENT SURGERY, 2002
 MOST COMMONLY PERFORMED CPT-4 AND ICD-9 PROCEDURES

141 McKay Dee Hospital Center

ICD-9 CODE	ICD-9 DESCRIPTION	#	%	% ALL Hospitals
All ICD-9 Procedures		18,378	100.0	100.0
4516	ESOPHAGOGASTRODUODENOSCPY-CLO BX	2,019	11.0	4.22
4523	COLONOSCOPY	1,651	9.0	4.95
4525	CLO [ENDO] BX LG INTESTINE	845	4.6	1.85
4292	DILAT ESOPH	590	3.2	1.18
5123	LAP CHOLEY	588	3.2	1.92
8753	INTRAOP CHOLANGIOGRAM	492	2.7	1.09
4542	ENDO POLYPECTOMY LG INTESTINE	434	2.4	2.58
8856	CORONARY ARTERIOGRAPHY W/2 CATH	368	2.0	1.58
8853	ANGIOCARDIOGRAPHY LT HEART STRUCT	313	1.7	1.22
3722	LT HEART CARD CATH	308	1.7	1.08
8521	LOC EXC LES BREAST	278	1.5	1.03
4513	OTH ENDO SM INTESTINE	251	1.4	1.87
4701	LAP APPENDECTOMY	243	1.3	0.30
5732	OTH CYSTOSCOPY	234	1.3	0.55
9923	INJ STEROID	213	1.2	2.23
8026	ARTHSCPY-KNEE	200	1.1	1.07
0443	RELEASE CARPAL TUNNEL	189	1.0	1.12
0392	INJ OTH AGENT SPINAL CANAL	178	1.0	2.02
5421	LAPAROSCOPY	175	1.0	0.60
6909	OTH D&C UTERUS	164	0.9	0.61

CPT-4 CODE	CPT-4 DESCRIPTION	#	%	% ALL Hospitals
All CPT-4 Procedures		23,158	100.0	100.0
43239	UGI ENDO; W/BX 1/MX	1,916	8.3	3.22
45378	COLONOSCOPY FLEX; DX-SEP PROC	1,622	7.0	3.53
59	59	1,592	6.9	1.12
76	76	845	3.6	0.26
45380	COLONOSCOPY FLEX; W/BX 1/MX	737	3.2	1.47
J2405	INJECTION ONDANSETRON HCL PER 1	628	2.7	1.76
88305	LEVEL IV - SURG PATH GROSS&MIC E	602	2.6	1.89
J3010	INJECTION FENTANYL CITRATE 0.1 M	511	2.2	1.51
47563	LAPARSCPY SURG; CHOLECT W/CHOLAN	487	2.1	0.89
J2765	INJ METOCLOPRAMIDE HCL TO 10 MG	344	1.5	1.06
43249	UGI ENDO; W/BALLOON DILAT ESOPHA	337	1.5	0.48
45385	COLONOSCOPY FLEX; W/REMV LES-SNA	323	1.4	2.05
49505	REPR INIT ING HERNIA 5YR/MORE; R	302	1.3	0.79
44970	LAPAROSCOPY SURGICAL APPENDECTOM	248	1.1	0.27
93005	ECG-ROUTINE 12 LEAD; TRACING ONL	245	1.1	0.72
93545	INJ PROC-CATH; SELECT CORONRY AN	229	1.0	0.77
43450	DILAT ESOPH-SOUND/BOUGIE-1/MX PA	210	0.9	0.26
J1260	INJECTION DOLASETRON MESYLATE 10	210	0.9	0.29
93543	INJ PROC-CATH; LT VENT/ATRIAL AN	208	0.9	0.73
62311	INJ 1 NOT NEUROLYTIC-EPID; LUMB/	200	0.9	0.98

SOURCE: Utah Ambulatory Surgery Database
 Utah Health Data Committee/Office of Health Care Statistics

AMB ST 1-3

UTAH HOSPITAL AND FREESTANDING AMBULATORY SURGERY CENTER (FASC) UTILIZATION AND CHARGE PROFILE OF OUTPATIENT SURGERY, 2002
 AVERAGE TOTAL CHARGES FOR MOST COMMONLY PERFORMED CPT-4 AND ICD-9 PROCEDURES, SINGLE ICD-9 OR CPT-4 ONLY

141 McKay Dee Hospital Center

ICD-9 CODE	ICD-9 DESCRIPTION	#	AVE TOT CHRG	AVE TOT CHRG (ALL Hospitals)
ICD-9 Procedures		7,239	\$1,599	\$2,254
4523	COLONOSCOPY	1,495	\$457	\$782
4516	ESOPHAGOGASTRODUODENOSCPY-CLO BX	1,185	\$631	\$938
4525	CLO [ENDO] BX LG INTESTINE	578	\$767	\$1,109
4542	ENDO POLYPECTOMY LG INTESTINE	317	\$756	\$1,037
4701	LAP APPENDECTOMY	226	\$4,899	\$5,663
8521	LOC EXC LES BREAST	183	\$1,598	\$2,019
5304	UNILAT REPR INDIRECT ING HERN-GFT	123	\$2,010	\$2,917
0443	RELEASE CARPAL TUNNEL	96	\$1,573	\$1,705
5303	UNILAT REPR DIRECT ING HERN-GFT	94	\$2,033	\$3,023
4513	OTH ENDO SM INTESTINE	91	\$460	\$756
5123	LAP CHOLEY	86	\$3,629	\$4,729
8532	BILAT REDUC MAMMO	66	\$4,999	\$5,344
4836	[ENDO] POLYPECTOMY RECTUM	61	\$682	\$1,034
6952	ASPIR CURET FOLLOWING DELIV/AB	61	\$1,545	\$1,722
6902	D&C FOLLOWING DELIV/AB	53	\$1,421	\$1,984
3927	ARTERIOVENOSTOMY-RENAL DIALYSIS	50	\$3,564	\$3,854
5011	CLO [PERCUT] [NEEDLE] BX LIVER	48	\$1,322	\$1,610
5349	OTH UMB HERNIORRHAPHY	48	\$1,591	\$2,059
8201	EXPLOR TENDON SHEATH HAND	45	\$1,306	\$1,656
5110	[ERCP]	44	\$1,921	\$2,346

CPT-4 CODE	CPT-4 DESCRIPTION	#	AVE TOT CHRG	AVE TOT CHRG (ALL Hospitals)
CPT-4 Procedures		6,216	\$1,410	\$2,003
45378	COLONOSCOPY FLEX; DX-SEP PROC	1,464	\$454	\$741
43239	UGI ENDO; W/BX 1/MX	1,020	\$583	\$889
45380	COLONOSCOPY FLEX; W/BX 1/MX	437	\$699	\$1,052
45385	COLONOSCOPY FLEX; W/REMV LES-SNA	200	\$694	\$947
47563	LAPARSCPY SURG; CHOLECT W/CHOLAN	166	\$3,897	\$4,959
49505	REPR INIT ING HERNIA 5YR/MORE; R	160	\$1,922	\$2,803
44970	LAPAROSCOPY SURGICAL APPENDECTOM	128	\$4,946	\$5,612
19120	EXC BRST CYST TUMR/LES OPN M/F 1	114	\$1,358	\$1,911
43235	UGI ENDO; DX W/VO CLCT SPECMN-SP	90	\$456	\$661
64721	NEUROPLASTY; MEDIAN @ CARPAL TUN	87	\$1,595	\$1,670
43249	UGI ENDO; W/BALLOON DILAT ESOPHA	70	\$889	\$1,111
41899	UNLIST PROC DENTOALVEOL STRUCTUR	56	\$1,388	\$1,813
47562	LAPAROSCOPY SURGICAL; CHOLECT	55	\$3,581	\$4,941
20680	REMOVAL OF IMPLANT; DEEP	53	\$1,854	\$2,123
45383	COLONOSCOPY FLEX; W/ABLAT LES	49	\$673	\$863
19125	EXC BRST LES ID RAD MARKR OPN;1	48	\$2,237	\$2,372
43260	ERCP; DX W/VO CLCT SPEC SEP PROC	43	\$1,906	\$2,170
45384	COLONOSCPY FLEX; REMV LES-FORCE	43	\$695	\$1,252
29848	ENDO WRST SURG REL TRNS CARP LIG	35	\$1,994	\$1,969
49585	REPR UMBIL HERNIA 5YR/OVER; RDU	35	\$1,533	\$2,432

SOURCE: Utah Ambulatory Surgery Database
 Utah Health Data Committee/Office of Health Care Statistics

AMB ST 1-4

UTAH HOSPITAL AND FREESTANDING AMBULATORY SURGERY CENTER (FASC) UTILIZATION AND CHARGE PROFILE OF OUTPATIENT SURGERY, 2002
PROCEDURE APG CATEGORY, PROCEDURE APG

141 McKay Dee Hospital Center

Procedure APG category	Procedure APG	TOTAL #	TOTAL # (ALL Hospitals)
01	INTEGUMENTARY SYSTEM	821	13,519
	002 SUPERFICIAL NEEDLE BIOPSY AND ASPIRATION	147	2,597
	003 COMPLEX INCISION AND DRAINAGE	7	106
	004 SIMPLE INCISION AND DRAINAGE	6	96
	006 SIMPLE DEBRIDEMENT AND DESTRUCTION	41	588
	007 COMPLEX EXCISION, BIOPSY AND DEBRIDEMENT	83	1,731
	008 SIMPLE EXCISION AND BIOPSY	90	1,756
	009 COMPLEX SKIN REPAIRS INCL INTEGUMENT GRAFTS, TRANSFER & REARRANGE	27	1,422
	010 SIMPLE SKIN REPAIR	52	599
	011 SIMPLE INCISION AND EXCISION OF BREAST	287	3,917
	012 BREAST RECONSTRUCTION AND MASTECTOMY	81	671
02	MUSCULOSKELETAL SYSTEM	1,909	42,903
	021 COMPLEX MUSCULOSKELETAL PROCEDURES EXCLUDING HAND AND FOOT	272	5,617
	022 SIMPLE MUSCULOSKELETAL PROCEDURES EXCLUDING HAND AND FOOT	97	1,767
	023 COMPLEX HAND AND FOOT MUSCULOSKELETAL PROCEDURES	161	1,639
	024 SIMPLE HAND AND FOOT MUSCULOSKELETAL PROCEDURES	455	9,596
	025 ARTHROSCOPY	491	17,119
	026 REPLACEMENT OF CAST	1	15
	027 SPLINT, STRAPPING AND CAST REMOVAL	4	113
	028 CLOSED TREATMENT FX & DISLOCATION OF FINGER, TOE & TRUNK	2	35
	029 CLOSED TREATMENT FX & DISLOCATION EXC FINGER, TOE & TRUNK	69	627
	030 OPEN OR PERCUTANEOUS TREATMENT OF FRACTURES	236	2,741
	031 BONE OR JOINT MANIPULATION UNDER ANESTHESIA	18	332
	032 BUNION PROCEDURES	33	1,318
	033 ARTHROPLASTY	52	483
	034 HAND AND FOOT TENOTOMY	2	167
	035 ARTHROCENTESIS AND LIGAMENT OR TENDON INJECTION	16	1,334
03	RESPIRATORY SYSTEM	200	6,869
	051 PULMONARY TESTS	2	212
	052 NEEDLE AND CATHETER BIOPSY, ASPIRATION, LAVAGE AND INTUBATION	61	545
	053 COMPLEX ENDOSCOPY OF THE UPPER AIRWAY	51	4,423
	054 SIMPLE ENDOSCOPY OF THE UPPER AIRWAY	6	329
	055 ENDOSCOPY OF THE LOWER AIRWAY	72	1,188
	057 RESPIRATORY THERAPY	8	172
04	CARDIOVASCULAR SYSTEM	1,517	23,208
	071 EXERCISE TOLERANCE TESTS	1	21
	072 ECHOCARDIOGRAPHY	38	1,224
	074 CARDIAC ELECTROPHYSIOLOGIC TESTS	102	1,977
	075 PLACEMENT OF TRANSVENOUS CATHETERS	6	737
	076 DIAGNOSTIC CARDIAC CATHETERIZATION	1,063	15,013
	077 ANGIOPLASTY AND TRANSCATHETER PROCEDURES	72	971
	078 PACEMAKER INSERTION AND REPLACEMENT	32	716
	079 REMOVAL AND REVISION OF PACEMAKER AND VASCULAR DEVICE	32	477
	080 MINOR VASCULAR REPAIR AND FISTULA CONSTRUCTION	107	1,191
	081 SECONDARY VARICOSE VEINS AND VASCULAR INJECTION	25	296
	082 VASCULAR LIGATION	33	507

AMB ST 1-4

UTAH HOSPITAL AND FREESTANDING AMBULATORY SURGERY CENTER (FASC) UTILIZATION AND CHARGE PROFILE OF OUTPATIENT SURGERY, 2002
 PROCEDURE APG CATEGORY, PROCEDURE APG

141 McKay Dee Hospital Center

procedure APG category	procedure APG	TOTAL #	TOTAL # (ALL Hospitals)
	083 RESUSCITATION AND CARDIOVERSION	3	69
	084 CARDIAC REHABILITATION	3	9
05	HEMATOLOGIC, LYMPHATIC, AND ENDOCRINE	101	2,265
	092 CHEMOTHERAPY EXCEPT BY EXTENDED INFUSION	1	30
	095 DEEP LYMPH STRUCTURE AND THYROID PROCEDURES	100	1,385
06	DIGESTIVE SYSTEM	7,877	71,902
	112 ESOPHAGEAL DILATION WITHOUT ENDOSCOPY	214	1,062
	113 ANOSCOPY WITH BIOPSY AND DIAGNOSTIC PROCTOSIGMOIDOSCOPY	51	820
	114 PROCTOSIGMOIDOSCOPY WITH EXCISION OR BIOPSY	6	324
	115 DIAGNOSTIC UPPER GI ENDOSCOPY OR INTUBATION	2,059	15,392
	116 THERAPEUTIC UPPER GI ENDOSCOPY OR INTUBATION	445	3,826
	117 LOWER GASTROINTESTINAL ENDOSCOPY	2,868	27,082
	118 ERCP AND MISCELLANEOUS GI ENDOSCOPY PROCEDURES	235	1,441
	119 HERNIA AND HYDROCELE PROCEDURES	659	6,810
	120 COMPLEX ANAL AND RECTAL PROCEDURES	89	815
	121 SIMPLE ANAL AND RECTAL PROCEDURES	77	464
	122 MISCELLANEOUS ABDOMINAL PROCEDURES	30	325
	123 COMPLEX LAPAROSCOPIC PROCEDURES	1,139	13,216
	124 SIMPLE LAPAROSCOPIC PROCEDURES	5	148
07	URINARY SYSTEM	553	6,921
	131 RENAL EXTRACORPOREAL SHOCK WAVE LITHOTRIPSY	16	705
	132 SIMPLE URINARY STUDIES AND PROCEDURES	3	4
	133 URINARY CATHETERIZATION AND DILATATION	24	344
	134 COMPLEX CYSTOURETHROSCOPY AND LITHOLAPAXY	189	2,910
	135 MODERATE CYSTOURETHROSCOPY	253	2,121
	136 SIMPLE CYSTOURETHROSCOPY	53	644
	137 COMPLEX URETHRAL PROCEDURES	4	97
	138 SIMPLE URETHRAL PROCEDURES	11	93
08	MALE GENITAL SYSTEM	155	2,946
	151 TESTICULAR AND EPIDIDYMAL PROCEDURES	97	1,341
	153 COMPLEX PENILE PROCEDURES	11	327
	154 SIMPLE PENILE PROCEDURES	45	896
	155 PROSTATE NEEDLE AND PUNCH BIOPSY	2	332
09	FEMALE GENITAL SYSTEM	309	4,976
	172 PROCEDURES FOR PREGNANCY AND NEONATAL CARE	1	16
	173 TREATMENT OF SPONTANEOUS ABORTION	7	417
	176 COMPLEX FEMALE REPRODUCTIVE PROCEDURES	20	675
	177 SIMPLE FEMALE REPRODUCTIVE PROCEDURES	93	1,182
	178 DILATION AND CURETTAGE	45	891
	179 HYSTEROSCOPY	134	1,603
	180 COLPOSCOPY	9	184
10	NERVOUS SYSTEM	598	14,776
	195 NERVOUS SYSTEM INJECTIONS, STIMULATIONS OR CRANIAL TAP	287	9,554
	196 REVISION AND REMOVAL OF NEUROLOGICAL DEVICE	12	114
	197 NEUROSTIMULATOR AND VENTRICULAR SHUNT IMPLANTATION	75	422
	198 NERVE REPAIR AND DESTRUCTION	222	4,022

AMB ST 1-4

UTAH HOSPITAL AND FREESTANDING AMBULATORY SURGERY CENTER (FASC) UTILIZATION AND CHARGE PROFILE OF OUTPATIENT SURGERY, 2002
 PROCEDURE APG CATEGORY, PROCEDURE APG

141 McKay Dee Hospital Center

procedure APG category	procedure APG	TOTAL #	TOTAL # (ALL Hospitals)
	199 SPINAL TAP	2	496
11	EYE AND OCULAR ADNEXA	114	10,576
	213 LASER EYE PROCEDURES	5	963
	214 CATARACT PROCEDURES	5	4,643
	215 COMPLEX ANTERIOR SEGMENT EYE PROCEDURES	1	485
	216 MODERATE ANTERIOR SEGMENT EYE PROCEDURES	3	313
	217 SIMPLE ANTERIOR SEGMENT EYE PROCEDURES	2	197
	218 COMPLEX POSTERIOR SEGMENT EYE PROCEDURES	27	318
	219 SIMPLE POSTERIOR SEGMENT EYE PROCEDURES	9	173
	221 COMPLEX REPAIR AND PLASTIC PROCEDURES OF EYE	5	694
	222 SIMPLE REPAIR AND PLASTIC PROCEDURES OF EYE	3	441
	223 VITRECTOMY	54	1,578
12	FACIAL, EAR, NOSE, MOUTH AND THROAT	351	28,144
	234 COMPLEX FACIAL AND ENT PROCEDURES	97	4,770
	235 SIMPLE FACIAL AND ENT PROCEDURES	196	15,563
	236 TONSIL AND ADENOID PROCEDURES	58	7,583
13	THERAPUTIC AND OTHER RADIOLOGICAL PROCEDURES	130	5,872
	252 RADIATION THERAPY AND HYPERTHERMIA	1	116
	253 VASCULAR RADIOLOGY EXCEPT FOR VENOGRAPHY OF EXTREMITY	98	1,930
	254 MYELOGRAPHY	1	679
	255 MISCELLANEOUS RADIOLOGICAL PROCEDURES WITH CONTRAST	30	3,147
14	PHYSICAL MEDICINE AND REHABILITATION	2	313
	272 PHYSICAL THERAPY	2	309

AMB ST 1-5

UTAH HOSPITAL AND FREESTANDING AMBULATORY SURGERY CENTER (FASC) UTILIZATION AND CHARGE PROFILE OF OUTPATIENT SURGERY, 2002
 PROCEDURE APG CATEGORY, PROCEDURE APG, SINGLE APG ONLY

141 McKay Dee Hospital Center

Procedure APG category	Procedure APG	TOTAL #	AVE TOT CHR	AVE TOT CHRG(ALL Hospitals)
01	INTEGUMENTARY SYSTEM	258	\$1,632	\$2,141
	002 SUPERFICIAL NEEDLE BIOPSY AND ASPIRATION	21	\$979	\$1,559
	003 COMPLEX INCISION AND DRAINAGE	2	\$1,744	\$2,578
	006 SIMPLE DEBRIDEMENT AND DESTRUCTION	9	\$1,419	\$1,861
	007 COMPLEX EXCISION, BIOPSY AND DEBRIDEMENT	21	\$1,417	\$2,263
	008 SIMPLE EXCISION AND BIOPSY	21	\$1,470	\$2,174
	009 COMPLEX SKIN REPAIRS INCL INTEGUMENT GRAFTS, TRANSFER & REARRAN	1	\$1,898	\$2,942
	010 SIMPLE SKIN REPAIR	1	\$2,237	\$2,803
	011 SIMPLE INCISION AND EXCISION OF BREAST	162	\$1,619	\$1,987
	012 BREAST RECONSTRUCTION AND MASTECTOMY	20	\$2,864	\$3,739
02	MUSCULOSKELETAL SYSTEM	581	\$2,340	\$2,888
	021 COMPLEX MUSCULOSKELETAL PROCEDURES EXCLUDING HAND AND FOOT	73	\$2,949	\$3,672
	022 SIMPLE MUSCULOSKELETAL PROCEDURES EXCLUDING HAND AND FOOT	20	\$2,509	\$2,693
	023 COMPLEX HAND AND FOOT MUSCULOSKELETAL PROCEDURES	42	\$2,373	\$3,163
	024 SIMPLE HAND AND FOOT MUSCULOSKELETAL PROCEDURES	193	\$1,672	\$2,059
	025 ARTHROSCOPY	101	\$2,809	\$3,554
	028 CLOSED TREATMENT FX & DISLOCATION OF FINGER, TOE & TRUNK	2	\$2,058	\$1,528
	029 CLOSED TREATMENT FX & DISLOCATION EXC FINGER, TOE & TRUNK	23	\$1,669	\$2,107
	030 OPEN OR PERCUTANEOUS TREATMENT OF FRACTURES	95	\$2,719	\$3,403
	031 BONE OR JOINT MANIPULATION UNDER ANESTHESIA	4	\$1,686	\$2,080
	032 BUNION PROCEDURES	14	\$2,439	\$2,827
	033 ARTHROPLASTY	12	\$3,682	\$3,660
	035 ARTHROCENTESIS AND LIGAMENT OR TENDON INJECTION	2	\$1,005	\$491
03	RESPIRATORY SYSTEM	96	\$699	\$1,741
	052 NEEDLE AND CATHETER BIOPSY, ASPIRATION, LAVAGE AND INTUBATION	52	\$492	\$785
	053 COMPLEX ENDOSCOPY OF THE UPPER AIRWAY	1	\$2,440	\$3,025
	055 ENDOSCOPY OF THE LOWER AIRWAY	42	\$890	\$1,469
	057 RESPIRATORY THERAPY	1	\$1,746	\$2,029
04	CARDIOVASCULAR SYSTEM	99	\$4,583	\$4,411
	075 PLACEMENT OF TRANSVENOUS CATHETERS	3	\$3,622	\$1,859
	077 ANGIOPLASTY AND TRANSCATHETER PROCEDURES	7	\$10,498	\$5,827
	078 PACEMAKER INSERTION AND REPLACEMENT	9	\$11,222	\$22,791
	079 REMOVAL AND REVISION OF PACEMAKER AND VASCULAR DEVICE	3	\$2,712	\$1,908
	080 MINOR VASCULAR REPAIR AND FISTULA CONSTRUCTION	52	\$3,473	\$3,583
	081 SECONDARY VARICOSE VEINS AND VASCULAR INJECTION	8	\$2,404	\$3,224
	082 VASCULAR LIGATION	17	\$3,553	\$3,615
05	HEMATOLOGIC, LYMPHATIC, AND ENDOCRINE	17	\$2,054	\$2,960
	095 DEEP LYMPH STRUCTURE AND THYROID PROCEDURES	17	\$2,054	\$3,516
06	DIGESTIVE SYSTEM	4,427	\$1,025	\$1,572
	112 ESOPHAGEAL DILATION WITHOUT ENDOSCOPY	3	\$568	\$577
	113 ANOSCOPY WITH BIOPSY AND DIAGNOSTIC PROCTOSIGMOIDOSCOPY	29	\$272	\$592
	114 PROCTOSIGMOIDOSCOPY WITH EXCISION OR BIOPSY	5	\$368	\$671
	115 DIAGNOSTIC UPPER GI ENDOSCOPY OR INTUBATION	1,111	\$574	\$827
	116 THERAPEUTIC UPPER GI ENDOSCOPY OR INTUBATION	127	\$934	\$1,177
	117 LOWER GASTROINTESTINAL ENDOSCOPY	2,199	\$535	\$860
	118 ERCP AND MISCELLANEOUS GI ENDOSCOPY PROCEDURES	124	\$1,865	\$2,194

AMB ST 1-5

UTAH HOSPITAL AND FREESTANDING AMBULATORY SURGERY CENTER (FASC) UTILIZATION AND CHARGE PROFILE OF OUTPATIENT SURGERY, 2002
 PROCEDURE APG CATEGORY, PROCEDURE APG, SINGLE APG ONLY

141 McKay Dee Hospital Center

procedure APG category	Procedure APG	TOTAL #	AVE TOT CHRGR	AVE TOT CHRGR(ALL Hospitals)
	119 HERNIA AND HYDROCELE PROCEDURES	289	\$1,884	\$2,637
	120 COMPLEX ANAL AND RECTAL PROCEDURES	52	\$1,449	\$2,094
	121 SIMPLE ANAL AND RECTAL PROCEDURES	30	\$1,121	\$1,884
	122 MISCELLANEOUS ABDOMINAL PROCEDURES	14	\$1,997	\$2,210
	123 COMPLEX LAPAROSCOPIC PROCEDURES	444	\$3,791	\$4,623
07	URINARY SYSTEM	121	\$2,322	\$3,060
	133 URINARY CATHETERIZATION AND DILATATION	6	\$2,699	\$2,620
	134 COMPLEX CYSTOURETHROSCOPY AND LITHOLAPAXY	32	\$2,995	\$3,123
	135 MODERATE CYSTOURETHROSCOPY	58	\$2,240	\$2,505
	136 SIMPLE CYSTOURETHROSCOPY	19	\$1,575	\$1,505
	137 COMPLEX URETHRAL PROCEDURES	3	\$1,975	\$2,659
	138 SIMPLE URETHRAL PROCEDURES	3	\$1,039	\$1,774
08	MALE GENITAL SYSTEM	68	\$1,761	\$2,312
	151 TESTICULAR AND EPIDIDYMAL PROCEDURES	38	\$1,653	\$2,147
	153 COMPLEX PENILE PROCEDURES	2	\$9,234	\$2,333
	154 SIMPLE PENILE PROCEDURES	28	\$1,374	\$1,239
09	FEMALE GENITAL SYSTEM	98	\$2,560	\$2,440
	176 COMPLEX FEMALE REPRODUCTIVE PROCEDURES	6	\$2,954	\$3,888
	177 SIMPLE FEMALE REPRODUCTIVE PROCEDURES	55	\$2,995	\$2,279
	178 DILATION AND CURETTAGE	7	\$1,460	\$1,640
	179 HYSTEROSCOPY	27	\$2,019	\$2,869
	180 COLPOSCOPY	3	\$1,235	\$1,261
10	NERVOUS SYSTEM	154	\$2,495	\$1,212
	195 NERVOUS SYSTEM INJECTIONS, STIMULATIONS OR CRANIAL TAP	31	\$1,139	\$543
	196 REVISION AND REMOVAL OF NEUROLOGICAL DEVICE	7	\$1,242	\$3,648
	197 NEUROSTIMULATOR AND VENTRICULAR SHUNT IMPLANTATION	8	\$19,411	\$21,111
	198 NERVE REPAIR AND DESTRUCTION	107	\$1,720	\$1,869
	199 SPINAL TAP	1	\$893	\$857
11	EYE AND OCULAR ADNEXA	52	\$4,306	\$2,298
	213 LASER EYE PROCEDURES	2	\$2,097	\$575
	215 COMPLEX ANTERIOR SEGMENT EYE PROCEDURES	1	\$4,136	\$1,885
	218 COMPLEX POSTERIOR SEGMENT EYE PROCEDURES	14	\$3,338	\$3,487
	219 SIMPLE POSTERIOR SEGMENT EYE PROCEDURES	3	\$2,655	\$2,293
	221 COMPLEX REPAIR AND PLASTIC PROCEDURES OF EYE	1	\$1,507	\$2,323
	222 SIMPLE REPAIR AND PLASTIC PROCEDURES OF EYE	1	\$973	\$1,230
	223 VITRECTOMY	30	\$5,280	\$4,145
12	FACIAL, EAR, NOSE, MOUTH AND THROAT	132	\$1,713	\$1,870
	234 COMPLEX FACIAL AND ENT PROCEDURES	19	\$3,164	\$3,757
	235 SIMPLE FACIAL AND ENT PROCEDURES	93	\$1,471	\$1,293
	236 TONSIL AND ADENOID PROCEDURES	20	\$1,461	\$1,733
13	THERAPUTIC AND OTHER RADIOLOGICAL PROCEDURES	1	\$400	\$1,631
	254 MYELOGRAPHY	1	\$400	\$2,357

SOURCE: Utah Ambulatory Surgery Database
 Utah Health Data Committee/Office of Health Care Statistics

AMB ST 1-6

UTAH HOSPITAL AND FREESTANDING AMBULATORY SURGERY CENTER (FASC) UTILIZATION AND CHARGE PROFILE OF OUTPATIENT SURGERY, 2002
 NUMBER OF SELECTED AMBULATORY SURGERY PATIENT VISITS BY PATIENT PROFILE

141 McKay Dee Hospital Center

Patient Profile	Patient Visits		Patient Visits-All Hospitals	
	(#)	(%)	(#)	(%)
GENDER				
Female	6,555	55.7	99,046	54.3
Male	5,214	44.3	83,377	45.7
Unknown	0	0.0	1	0.0
Not Reported	0	0.0	3	0.0
AGE				
1-28 days	0	0.0	201	0.1
29-365 days	18	0.2	2,806	1.5
1-4 years	152	1.3	10,230	5.6
5-9	114	1.0	5,477	3.0
10-14	202	1.7	4,621	2.5
15-17	274	2.3	4,481	2.5
18-19	216	1.8	3,763	2.1
20-24	779	6.6	11,153	6.1
25-29	742	6.3	10,390	5.7
30-34	785	6.7	10,476	5.7
35-39	927	7.9	10,951	6.0
40-44	1,073	9.1	13,202	7.2
45-49	1,218	10.3	14,095	7.7
50-54	1,258	10.7	15,731	8.6
55-59	1,068	9.1	13,738	7.5
60-64	881	7.5	11,970	6.6
65-69	720	6.1	11,268	6.2
70-74	523	4.4	10,407	5.7
75-79	416	3.5	8,832	4.8
80-84	279	2.4	5,577	3.1
85-89	90	0.8	2,334	1.3
90 +	34	0.3	720	0.4
Not Reported	0	0.0	205	0.1
SOURCE OF ADMISSION				
Physician Referral	11,303	96.0	170,677	93.6
Clinic Referral	6	0.1	371	0.2
HMO Referral	3	0.0	163	0.1
Other Hospital	3	0.0	143	0.1
Skilled Nursing Facility	8	0.1	17	0.0
Other Health Care Facility	3	0.0	19	0.0
Emergency Room	443	3.8	3,138	1.7
Court/Law Enforcement	0	0.0	4	0.0
Unknown	0	0.0	3,312	1.8
Not Reported	0	0.0	4,583	2.5

(Continued)

AMB ST 1-6

UTAH HOSPITAL AND FREESTANDING AMBULATORY SURGERY CENTER (FASC) UTILIZATION AND CHARGE PROFILE OF OUTPATIENT SURGERY, 2002
 NUMBER OF SELECTED AMBULATORY SURGERY PATIENT VISITS BY PATIENT PROFILE

141 McKay Dee Hospital Center

Patient Profile	Patient Visits		Patient Visits-All Hospitals	
	(#)	(%)	(#)	(%)
DISCHARGE STATUS				
Home or Self Care	11,720	99.6	181,621	99.6
Another Hospital	0	0.0	132	0.1
Skilled Nursing Facility	8	0.1	207	0.1
Intermediate Care Facility	0	0.0	14	0.0
Another Type of Institution	2	0.0	41	0.0
Under Care of Home Service	5	0.0	184	0.1
Left Against Medical Advice	1	0.0	13	0.0
Under Care of Home IV Provider	0	0.0	8	0.0
Expired	0	0.0	6	0.0
Unknown	32	0.3	189	0.1
Not Reported	1	0.0	12	0.0
PRIMARY PAYER				
Medicare	2,107	17.9	39,406	21.6
Medicaid	757	6.4	12,181	6.7
Other government	601	5.1	2,765	1.5
Blue Cross/Blue Shield	1,042	8.9	25,235	13.8
Other Commercial	788	6.7	17,505	9.6
Managed Care(HMO, PPO)	5,985	50.9	77,069	42.2
Self Pay	234	2.0	2,955	1.6
Industrial & Worker Comp	239	2.0	3,998	2.2
Charity and Unclassified	3	0.0	123	0.1
Childrens Health Insurance	10	0.1	346	0.2
Unknown	3	0.0	703	0.4
Not Reported	0	0.0	141	0.1
LOCAL HEALTH DISTRICT OF PATIENT RESIDENCE				
Bear River	711	6.0	12,345	6.8
Central Utah	4	0.0	6,772	3.7
Davis County	2,707	23.0	19,304	10.6
Salt Lake County	60	0.5	62,264	34.1
Southeastern Utah	1	0.0	4,319	2.4
Southwest Utah	8	0.1	11,788	6.5
Summit County	54	0.5	1,676	0.9
Tooele County	3	0.0	3,248	1.8
Tri-County	8	0.1	4,686	2.6
Utah County	21	0.2	31,011	17.0
Wasatch County	4	0.0	1,317	0.7
Weber County	7,934	67.4	15,685	8.6
Unknown Utah	4	0.0	56	0.0
Outside Utah	249	2.1	7,881	4.3
Unknown, Not Reported	1	0.0	75	0.0

SOURCE: Utah Ambulatory Surgery Database,
 Utah Health Data Committee/Office of Health Care Statistics.

AMB ST 1-1

UTAH HOSPITAL AND FREESTANDING AMBULATORY SURGERY CENTER (FASC) UTILIZATION AND CHARGE PROFILE OF OUTPATIENT SURGERY, 2002
 NUMBER OF CPT-4 AND ICD-9 PROCEDURES BY SELECTED AMBULATORY SURGERY REPORTING CATEGORY

102 Milford Valley Hospital

Reporting Category (ICD-9-CM CODES)	Procedures Performed		Procedures Performed-All Hospitals	
	(#)	(%)	(#)	(%)
Reporting Category (ICD-9-CM CODES)	21	100.0	300,948	100.0
Mastectomy (85.0-85.99)	0	0.0	6,951	2.3
Musculoskeletal (76.0-84.99)	0	0.0	53,689	17.8
Respiratory (30.0-34.99)	1	4.8	2,595	0.9
Cardiovascular (35.0-39.99)	0	0.0	13,957	4.6
Lymphatic/Hemetic (40.0-41.99)	0	0.0	2,092	0.7
Digestive System (42.0-54.99)	1	4.8	79,482	26.4
Urinary (55.0-59.99)	0	0.0	7,394	2.5
Male Genital (60.0-64.99)	0	0.0	3,824	1.3
Female Genital (65.0-71.99)	3	14.3	12,874	4.3
Endocrine/Nervous (01.0-07.99)	0	0.0	19,288	6.4
Eye (08.0-16.99)	0	0.0	19,110	6.3
Ear (18.0-20.99)	0	0.0	14,450	4.8
Nose, Mouth, Pharynx (21.0-29.99)	16	76.2	29,272	9.7
Other*	0	0.0	35,970	12.0
Reporting Category (CPT-4 CODES)	.	.	363,184	100.0
Mastectomy (19120-19220)	.	.	3,282	0.9
Musculoskeletal (20000-29909)	.	.	49,166	13.5
Respiratory (30000-32999)	.	.	12,335	3.4
Cardiovascular (33010-37799 & 93501-93660)	.	.	30,942	8.5
Lymphatic/Hemetic (38100-38999)	.	.	1,669	0.5
Diaphragm (39501-39599)	.	.	3	0.0
Digestive System (40490-49999)	.	.	84,020	23.1
Urinary (50010-53899)	.	.	8,260	2.3
Male Genital (54000-55899)	.	.	3,300	0.9
Female Genital (56405-58999)	.	.	8,683	2.4
Endocrine/Nervous (60000-64999)	.	.	17,357	4.8
Eye (65091-68899)	.	.	10,599	2.9
Ear (69000-69979)	.	.	8,100	2.2
Other*	.	.	125,468	34.5

SOURCE: Utah Ambulatory Surgery Database

Utah Health Data Committee/Office of Health Care Statistics.

* Procedure falls outside reporting categories.

AMB ST 1-2

UTAH HOSPITAL AND FREESTANDING AMBULATORY SURGERY CENTER (FASC) UTILIZATION AND CHARGE PROFILE OF OUTPATIENT SURGERY, 2002
 MOST COMMONLY PERFORMED CPT-4 AND ICD-9 PROCEDURES

102 Milford Valley Hospital

ICD-9 CODE	ICD-9 DESCRIPTION	#	%	% ALL Hospitals
All ICD-9 Procedures				
282	TONSILLECTOMY WO ADENOIDECTOMY	9	42.9	0.67
283	TONSILLECTOMY W/ADENOIDECTOMY	7	33.3	1.61
6902	D&C FOLLOWING DELIV/AB	2	9.5	0.24
344	EXC/DESTRUC LES CHEST WALL	1	4.8	0.01
4523	COLONOSCOPY	1	4.8	4.95
6909	OTH D&C UTERUS	1	4.8	0.61

CPT-4 CODE	CPT-4 DESCRIPTION	#	%	% ALL Hospitals
All CPT-4 Procedures				

Does not report CPTs

AMB ST 1-3

UTAH HOSPITAL AND FREESTANDING AMBULATORY SURGERY CENTER (FASC) UTILIZATION AND CHARGE PROFILE OF OUTPATIENT SURGERY, 2002
 AVERAGE TOTAL CHARGES FOR MOST COMMONLY PERFORMED CPT-4 AND ICD-9 PROCEDURES, SINGLE ICD-9 OR CPT-4 ONLY

102 Milford Valley Hospital

ICD-9 CODE	ICD-9 DESCRIPTION	#	AVE TOT CHR	AVE TOT CHR(ALL Hospitals)
ICD-9 Procedures		21	\$1,945	\$2,254
282	TONSILLECTOMY WO ADENOIDECTOMY	9	\$1,884	\$1,956
283	TONSILLECTOMY W/ADENOIDECTOMY	7	\$2,282	\$1,655
6902	D&C FOLLOWING DELIV/AB	2	\$1,899	\$1,984
344	EXC/DESTRUC LES CHEST WALL	1	\$789	\$2,165
4523	COLONOSCOPY	1	\$1,194	\$782
6909	OTH D&C UTERUS	1	\$2,125	\$1,868

CPT-4 CODE	CPT-4 DESCRIPTION	#	AVE TOT CHR	AVE TOT CHR(ALL Hospitals)
CPT-4 Procedures				

Does not report CPTs

AMB ST 1-6

UTAH HOSPITAL AND FREESTANDING AMBULATORY SURGERY CENTER (FASC) UTILIZATION AND CHARGE PROFILE OF OUTPATIENT SURGERY, 2002
 NUMBER OF SELECTED AMBULATORY SURGERY PATIENT VISITS BY PATIENT PROFILE

102 Milford Valley Hospital

Patient Profile	Patient Visits		Patient Visits-All Hospitals	
	(#)	(%)	(#)	(%)
GENDER				
Female	14	66.7	99,046	54.3
Male	7	33.3	83,377	45.7
Unknown	0	0.0	1	0.0
Not Reported	0	0.0	3	0.0
AGE				
1-28 days	0	0.0	201	0.1
29-365 days	0	0.0	2,806	1.5
1-4 years	4	19.0	10,230	5.6
5-9	1	4.8	5,477	3.0
10-14	2	9.5	4,621	2.5
15-17	1	4.8	4,481	2.5
18-19	3	14.3	3,763	2.1
20-24	3	14.3	11,153	6.1
25-29	1	4.8	10,390	5.7
30-34	2	9.5	10,476	5.7
35-39	0	0.0	10,951	6.0
40-44	2	9.5	13,202	7.2
45-49	0	0.0	14,095	7.7
50-54	1	4.8	15,731	8.6
55-59	0	0.0	13,738	7.5
60-64	0	0.0	11,970	6.6
65-69	1	4.8	11,268	6.2
70-74	0	0.0	10,407	5.7
75-79	0	0.0	8,832	4.8
80-84	0	0.0	5,577	3.1
85-89	0	0.0	2,334	1.3
90 +	0	0.0	720	0.4
Not Reported	0	0.0	205	0.1
SOURCE OF ADMISSION				
Physician Referral	21	100.0	170,677	93.6
Clinic Referral	0	0.0	371	0.2
HMO Referral	0	0.0	163	0.1
Other Hospital	0	0.0	143	0.1
Skilled Nursing Facility	0	0.0	17	0.0
Other Health Care Facility	0	0.0	19	0.0
Emergency Room	0	0.0	3,138	1.7
Court/Law Enforcement	0	0.0	4	0.0
Unknown	0	0.0	3,312	1.8
Not Reported	0	0.0	4,583	2.5

(Continued)

AMB ST 1-6

UTAH HOSPITAL AND FREESTANDING AMBULATORY SURGERY CENTER (FASC) UTILIZATION AND CHARGE PROFILE OF OUTPATIENT SURGERY, 2002
 NUMBER OF SELECTED AMBULATORY SURGERY PATIENT VISITS BY PATIENT PROFILE

102 Milford Valley Hospital

Patient Profile	Patient Visits		Patient Visits-All Hospitals	
	(#)	(%)	(#)	(%)
DISCHARGE STATUS				
Home or Self Care	21	100.0	181,621	99.6
Another Hospital	0	0.0	132	0.1
Skilled Nursing Facility	0	0.0	207	0.1
Intermediate Care Facility	0	0.0	14	0.0
Another Type of Institution	0	0.0	41	0.0
Under Care of Home Service	0	0.0	184	0.1
Left Against Medical Advice	0	0.0	13	0.0
Under Care of Home IV Provider	0	0.0	8	0.0
Expired	0	0.0	6	0.0
Unknown	0	0.0	189	0.1
Not Reported	0	0.0	12	0.0
PRIMARY PAYER				
Medicare	1	4.8	39,406	21.6
Medicaid	10	47.6	12,181	6.7
Other government	0	0.0	2,765	1.5
Blue Cross/Blue Shield	2	9.5	25,235	13.8
Other Commercial	1	4.8	17,505	9.6
Managed Care(HMO, PPO)	6	28.6	77,069	42.2
Self Pay	0	0.0	2,955	1.6
Industrial & Worker Comp	0	0.0	3,998	2.2
Charity and Unclassified	0	0.0	123	0.1
Childrens Health Insurance	0	0.0	346	0.2
Unknown	1	4.8	703	0.4
Not Reported	0	0.0	141	0.1
LOCAL HEALTH DISTRICT OF PATIENT RESIDENCE				
Bear River	0	0.0	12,345	6.8
Central Utah	0	0.0	6,772	3.7
Davis County	0	0.0	19,304	10.6
Salt Lake County	0	0.0	62,264	34.1
Southeastern Utah	0	0.0	4,319	2.4
Southwest Utah	20	95.2	11,788	6.5
Summit County	0	0.0	1,676	0.9
Tooele County	0	0.0	3,248	1.8
Tri-County	0	0.0	4,686	2.6
Utah County	0	0.0	31,011	17.0
Wasatch County	0	0.0	1,317	0.7
Weber County	0	0.0	15,685	8.6
Unknown Utah	0	0.0	56	0.0
Outside Utah	1	4.8	7,881	4.3
Unknown, Not Reported	0	0.0	75	0.0

SOURCE: Utah Ambulatory Surgery Database,
 Utah Health Data Committee/Office of Health Care Statistics.

AMB ST 1-1

UTAH HOSPITAL AND FREESTANDING AMBULATORY SURGERY CENTER (FASC) UTILIZATION AND CHARGE PROFILE OF OUTPATIENT SURGERY, 2002
 NUMBER OF CPT-4 AND ICD-9 PROCEDURES BY SELECTED AMBULATORY SURGERY REPORTING CATEGORY

137 Mountain View Hospital

Reporting Category (ICD-9-CM CODES)	Procedures Performed		Procedures Performed-All Hospitals	
	(#)	(%)	(#)	(%)
Reporting Category (ICD-9-CM CODES)	5,401	100.0	300,948	100.0
Mastectomy (85.0-85.99)	130	2.4	6,951	2.3
Musculoskeletal (76.0-84.99)	1,110	20.6	53,689	17.8
Respiratory (30.0-34.99)	25	0.5	2,595	0.9
Cardiovascular (35.0-39.99)	151	2.8	13,957	4.6
Lymphatic/Hemetic (40.0-41.99)	20	0.4	2,092	0.7
Digestive System (42.0-54.99)	1,579	29.2	79,482	26.4
Urinary (55.0-59.99)	148	2.7	7,394	2.5
Male Genital (60.0-64.99)	29	0.5	3,824	1.3
Female Genital (65.0-71.99)	166	3.1	12,874	4.3
Endocrine/Nervous (01.0-07.99)	393	7.3	19,288	6.4
Eye (08.0-16.99)	63	1.2	19,110	6.3
Ear (18.0-20.99)	323	6.0	14,450	4.8
Nose, Mouth, Pharynx (21.0-29.99)	479	8.9	29,272	9.7
Other*	785	14.5	35,970	12.0
Reporting Category (CPT-4 CODES)	5,288	100.0	363,184	100.0
Mastectomy (19120-19220)	43	0.8	3,282	0.9
Musculoskeletal (20000-29909)	1,172	22.2	49,166	13.5
Respiratory (30000-32999)	296	5.6	12,335	3.4
Cardiovascular (33010-37799 & 93501-93660)	573	10.8	30,942	8.5
Lymphatic/Hemetic (38100-38999)	20	0.4	1,669	0.5
Diaphragm (39501-39599)	0	0.0	3	0.0
Digestive System (40490-49999)	1,741	32.9	84,020	23.1
Urinary (50010-53899)	212	4.0	8,260	2.3
Male Genital (54000-55899)	24	0.5	3,300	0.9
Female Genital (56405-58999)	149	2.8	8,683	2.4
Endocrine/Nervous (60000-64999)	510	9.6	17,357	4.8
Eye (65091-68899)	32	0.6	10,599	2.9
Ear (69000-69979)	314	5.9	8,100	2.2
Other*	202	3.8	125,468	34.5

SOURCE: Utah Ambulatory Surgery Database

Utah Health Data Committee/Office of Health Care Statistics.

* Procedure falls outside reporting categories.

AMB ST 1-2

UTAH HOSPITAL AND FREESTANDING AMBULATORY SURGERY CENTER (FASC) UTILIZATION AND CHARGE PROFILE OF OUTPATIENT SURGERY, 2002
 MOST COMMONLY PERFORMED CPT-4 AND ICD-9 PROCEDURES

137 Mountain View Hospital

ICD-9 CODE	ICD-9 DESCRIPTION	#	%	% ALL Hospitals
All ICD-9 Procedures		5,401	100.0	100.0
4513	OTH ENDO SM INTESTINE	346	6.4	1.87
4523	COLONOSCOPY	297	5.5	4.95
2001	MYRINGOTOMY W/INSRT TUBE	271	5.0	3.82
8086	OTH LOC EXC/DESTRUC JT LES-KNEE	198	3.7	1.07
806	EXC SEMILUNAR CARTILAGE-KNEE	181	3.4	1.56
5123	LAP CHOLEY	151	2.8	1.92
283	TONSILLECTOMY W/ADENOIDECTOMY	141	2.6	1.61
8753	INTRAOP CHOLANGIOGRAM	133	2.5	1.09
9923	INJ STEROID	129	2.4	2.23
0392	INJ OTH AGENT SPINAL CANAL	104	1.9	2.02
4542	ENDO POLYPECTOMY LG INTESTINE	101	1.9	2.58
4292	DILAT ESOPH	96	1.8	1.18
0391	INJ ANES SPINAL CANAL-ANALGESIA	92	1.7	1.32
8832	CONTRAST ARTHROGRAM	80	1.5	0.11
8856	CORONARY ARTERIOGRAPHY W/2 CATH	80	1.5	1.58
8853	ANGIOCARDIOGRAPHY LT HEART STRUCT	79	1.5	1.22
3722	LT HEART CARD CATH	77	1.4	1.08
8183	OTH REPR SHLDR	76	1.4	0.55
4516	ESOPHAGOGASTRODUODENOSCPY-CLO BX	67	1.2	4.22
8363	ROTATOR CUFF REPR	63	1.2	0.55

CPT-4 CODE	CPT-4 DESCRIPTION	#	%	% ALL Hospitals
All CPT-4 Procedures		5,288	100.0	100.0
45378	COLONOSCOPY FLEX; DX-SEP PROC	296	5.6	3.53
69436	TYMPANOSTOMY GENERAL ANESTHESIA	271	5.1	1.65
43235	UGI ENDO; DX W/WO CLCT SPECMN-SP	249	4.7	0.99
29877	SCOPE KNEE SURG; DEBRID/SHAVE CA	170	3.2	0.77
29881	SCOPE KNEE SURG;W/MENISCECT MED/	150	2.8	0.99
47563	LAPARSCPY SURG; CHOLECT W/CHOLAN	132	2.5	0.89
42820	T&A; UNDER AGE 12	123	2.3	1.02
64476	INJ ANES FACET JT; LUMB/SAC-EA A	120	2.3	0.23
64475	INJ ANES FACET JT; LUMB/SAC-1LEV	109	2.1	0.23
45385	COLONOSCOPY FLEX; W/REMV LES-SNA	103	1.9	2.05
43249	UGI ENDO; W/BALLOON DILAT ESOPHA	96	1.8	0.48
93545	INJ PROC-CATH; SELECT CORONRY AN	80	1.5	0.77
93510	LT HRT CATH RETRO-BRACH/FEM; PER	77	1.5	0.64
93543	INJ PROC-CATH; LT VENT/ATRIAL AN	77	1.5	0.73
93555	IMAG SUPERVS I&R-CATH; VENT/ATRI	77	1.5	0.60
23350	INJ SHLDR ARTHROGRPH/ENHNCD CT/M	75	1.4	0.10
29826	SCOPE SHOULDER; DECOMP SUBACROM	75	1.4	0.46
93556	IMAG SUPERVS I&R-CATH; PULM ANGI	75	1.4	0.69
49650	LAPARSCPY SURG; REPR INIT ING HE	69	1.3	0.15
43239	UGI ENDO; W/BX 1/MX	67	1.3	3.22

SOURCE: Utah Ambulatory Surgery Database
 Utah Health Data Committee/Office of Health Care Statistics

AMB ST 1-3

UTAH HOSPITAL AND FREESTANDING AMBULATORY SURGERY CENTER (FASC) UTILIZATION AND CHARGE PROFILE OF OUTPATIENT SURGERY, 2002
 AVERAGE TOTAL CHARGES FOR MOST COMMONLY PERFORMED CPT-4 AND ICD-9 PROCEDURES, SINGLE ICD-9 OR CPT-4 ONLY

137 Mountain View Hospital

ICD-9 CODE	ICD-9 DESCRIPTION	#	AVE TOT CHRG	AVE TOT CHRG (ALL Hospitals)
ICD-9 Procedures		2,173	\$2,496	\$2,254
4523	COLONOSCOPY	270	\$660	\$782
4513	OTH ENDO SM INTESTINE	208	\$649	\$756
283	TONSILLECTOMY W/ADENOIDECTOMY	111	\$2,508	\$1,655
8832	CONTRAST ARTHROGRAM	80	\$899	\$1,075
4542	ENDO POLYPECTOMY LG INTESTINE	78	\$1,016	\$1,037
4516	ESOPHAGOGASTRODUODENOSCPY-CLO BX	49	\$869	\$938
8086	OTH LOC EXC/DESTRUC JT LES-KNEE	45	\$3,121	\$3,247
806	EXC SEMILUNAR CARTILAGE-KNEE	44	\$3,152	\$3,545
8511	CLO [PERCUT] [NEEDLE] BX BREAST	37	\$859	\$1,011
4525	CLO [ENDO] BX LG INTESTINE	36	\$1,041	\$1,109
4701	LAP APPENDECTOMY	36	\$7,423	\$5,663
5303	UNILAT REPR DIRECT ING HERN-GFT	35	\$4,293	\$3,023
0443	RELEASE CARPAL TUNNEL	34	\$1,925	\$1,705
5491	PERCUT ABD DRAIN	32	\$838	\$947
282	TONSILLECTOMY WO ADENOIDECTOMY	31	\$2,524	\$1,956
8183	OTH REPR SHLDR	28	\$4,941	\$4,837
8783	OPAQUE CONTRST HYSTEROSALPINGOGRM	28	\$557	\$680
5305	UNILAT REPR ING HERN-GFT-NOS	25	\$4,179	\$3,273
6952	ASPIR CURET FOLLOWING DELIV/AB	24	\$2,399	\$1,722
8363	ROTATOR CUFF REPR	23	\$5,657	\$5,401

CPT-4 CODE	CPT-4 DESCRIPTION	#	AVE TOT CHRG	AVE TOT CHRG (ALL Hospitals)
CPT-4 Procedures		2,461	\$2,445	\$2,003
45378	COLONOSCOPY FLEX; DX-SEP PROC	269	\$662	\$741
43235	UGI ENDO; DX W/WO CLCT SPECMN-SP	207	\$655	\$661
47563	LAPARSCPY SURG; CHOLECT W/CHOLAN	105	\$5,515	\$4,959
42820	T&A; UNDER AGE 12	94	\$2,462	\$1,610
45385	COLONOSCOPY FLEX; W/REMV LES-SNA	86	\$982	\$947
43249	UGI ENDO; W/BALLOON DILAT ESOPHA	83	\$1,034	\$1,111
23350	INJ SHLDR ARTHROGRPH/ENHNCV CT/M	75	\$879	\$1,050
29881	SCOPE KNEE SURG;W/MENISCECT MED/	59	\$3,213	\$3,358
29877	SCOPE KNEE SURG; DEBRID/SHAVE CA	50	\$3,133	\$3,012
43239	UGI ENDO; W/BX 1/MX	48	\$874	\$889
45380	COLONOSCOPY FLEX; W/BX 1/MX	39	\$1,051	\$1,052
44970	LAPAROSCOPY SURGICAL APPENDECTOM	36	\$7,423	\$5,612
49650	LAPARSCPY SURG; REPR INIT ING HE	36	\$4,756	\$4,628
64721	NEUROPLASTY; MEDIAN @ CARPAL TUN	35	\$1,991	\$1,670
66984	EXTRACAPSULAR CATARACT REMV IOL	30	\$4,407	\$2,599
19100	BX BREAST; PERQ W/O GUID -SEP PR	29	\$876	\$877
42826	TONSILLECTOMY PRIM/SEC; AGE 12/O	28	\$2,561	\$2,061
51600	INJ PROC-CYSTOGRAPHY	28	\$674	\$950
58340	CATH&INTRO-CONTRST HYSTROSON/SLP	28	\$557	\$632
29826	SCOPE SHOULDER; DECOMP SUBACROM	25	\$4,716	\$4,689

SOURCE: Utah Ambulatory Surgery Database
 Utah Health Data Committee/Office of Health Care Statistics

AMB ST 1-4

UTAH HOSPITAL AND FREESTANDING AMBULATORY SURGERY CENTER (FASC) UTILIZATION AND CHARGE PROFILE OF OUTPATIENT SURGERY, 2002
 PROCEDURE APG CATEGORY, PROCEDURE APG

137 Mountain View Hospital

Procedure APG category	Procedure APG	TOTAL #	TOTAL # (ALL Hospitals)
01	INTEGUMENTARY SYSTEM	225	13,519
	002 SUPERFICIAL NEEDLE BIOPSY AND ASPIRATION	74	2,597
	003 COMPLEX INCISION AND DRAINAGE	5	106
	004 SIMPLE INCISION AND DRAINAGE	4	96
	006 SIMPLE DEBRIDEMENT AND DESTRUCTION	10	588
	007 COMPLEX EXCISION, BIOPSY AND DEBRIDEMENT	22	1,731
	008 SIMPLE EXCISION AND BIOPSY	26	1,756
	009 COMPLEX SKIN REPAIRS INCL INTEGUMENT GRAFTS, TRANSFER & REARRANGE	11	1,422
	010 SIMPLE SKIN REPAIR	6	599
	011 SIMPLE INCISION AND EXCISION OF BREAST	66	3,917
	012 BREAST RECONSTRUCTION AND MASTECTOMY	1	671
02	MUSCULOSKELETAL SYSTEM	1,026	42,903
	021 COMPLEX MUSCULOSKELETAL PROCEDURES EXCLUDING HAND AND FOOT	175	5,617
	022 SIMPLE MUSCULOSKELETAL PROCEDURES EXCLUDING HAND AND FOOT	31	1,767
	023 COMPLEX HAND AND FOOT MUSCULOSKELETAL PROCEDURES	7	1,639
	024 SIMPLE HAND AND FOOT MUSCULOSKELETAL PROCEDURES	87	9,596
	025 ARTHROSCOPY	619	17,119
	027 SPLINT, STRAPPING AND CAST REMOVAL	4	113
	029 CLOSED TREATMENT FX & DISLOCATION EXC FINGER, TOE & TRUNK	21	627
	030 OPEN OR PERCUTANEOUS TREATMENT OF FRACTURES	19	2,741
	031 BONE OR JOINT MANIPULATION UNDER ANESTHESIA	17	332
	032 BUNION PROCEDURES	5	1,318
	033 ARTHROPLASTY	3	483
	035 ARTHROCENTESIS AND LIGAMENT OR TENDON INJECTION	38	1,334
03	RESPIRATORY SYSTEM	146	6,869
	052 NEEDLE AND CATHETER BIOPSY, ASPIRATION, LAVAGE AND INTUBATION	36	545
	053 COMPLEX ENDOSCOPY OF THE UPPER AIRWAY	106	4,423
	054 SIMPLE ENDOSCOPY OF THE UPPER AIRWAY	4	329
04	CARDIOVASCULAR SYSTEM	495	23,208
	075 PLACEMENT OF TRANSVENOUS CATHETERS	17	737
	076 DIAGNOSTIC CARDIAC CATHETERIZATION	412	15,013
	077 ANGIOPLASTY AND TRANSCATHETER PROCEDURES	21	971
	078 PACEMAKER INSERTION AND REPLACEMENT	17	716
	079 REMOVAL AND REVISION OF PACEMAKER AND VASCULAR DEVICE	18	477
	080 MINOR VASCULAR REPAIR AND FISTULA CONSTRUCTION	5	1,191
	081 SECONDARY VARICOSE VEINS AND VASCULAR INJECTION	3	296
	082 VASCULAR LIGATION	1	507
	083 RESUSCITATION AND CARADIOVERSION	1	69
05	HEMATOLOGIC, LYMPHATIC, AND ENDOCRINE	52	2,265
	095 DEEP LYMPH STRUCTURE AND THYROID PROCEDURES	21	1,385
	097 TRANSFUSION	31	757
06	DIGESTIVE SYSTEM	1,478	71,902
	113 ANOSCOPY WITH BIOPSY AND DIAGNOSTIC PROCTOSIGMOIDOSCOPY	12	820
	114 PROCTOSIGMOIDOSCOPY WITH EXCISION OR BIOPSY	1	324
	115 DIAGNOSTIC UPPER GI ENDOSCOPY OR INTUBATION	317	15,392
	116 THERAPEUTIC UPPER GI ENDOSCOPY OR INTUBATION	124	3,826

AMB ST 1-4

UTAH HOSPITAL AND FREESTANDING AMBULATORY SURGERY CENTER (FASC) UTILIZATION AND CHARGE PROFILE OF OUTPATIENT SURGERY, 2002
PROCEDURE APG CATEGORY, PROCEDURE APG

137 Mountain View Hospital

procedure APG category	procedure APG	TOTAL #	TOTAL # (ALL Hospitals)
	117 LOWER GASTROINTESTINAL ENDOSCOPY	471	27,082
	119 HERNIA AND HYDROCELE PROCEDURES	137	6,810
	120 COMPLEX ANAL AND RECTAL PROCEDURES	21	815
	121 SIMPLE ANAL AND RECTAL PROCEDURES	7	464
	122 MISCELLANEOUS ABDOMINAL PROCEDURES	9	325
	123 COMPLEX LAPAROSCOPIC PROCEDURES	378	13,216
	124 SIMPLE LAPAROSCOPIC PROCEDURES	1	148
07	URINARY SYSTEM	177	6,921
	133 URINARY CATHETERIZATION AND DILATATION	23	344
	134 COMPLEX CYSTOURETHROSCOPY AND LITHOLAPAXY	64	2,910
	135 MODERATE CYSTOURETHROSCOPY	64	2,121
	136 SIMPLE CYSTOURETHROSCOPY	22	644
	137 COMPLEX URETHRAL PROCEDURES	3	97
	138 SIMPLE URETHRAL PROCEDURES	1	93
08	MALE GENITAL SYSTEM	20	2,946
	151 TESTICULAR AND EPIDIDYMAL PROCEDURES	17	1,341
	153 COMPLEX PENILE PROCEDURES	1	327
	154 SIMPLE PENILE PROCEDURES	2	896
09	FEMALE GENITAL SYSTEM	114	4,976
	173 TREATMENT OF SPONTANEOUS ABORTION	32	417
	176 COMPLEX FEMALE REPRODUCTIVE PROCEDURES	9	675
	177 SIMPLE FEMALE REPRODUCTIVE PROCEDURES	26	1,182
	178 DILATION AND CURETTAGE	23	891
	179 HYSTEROSCOPY	24	1,603
10	NERVOUS SYSTEM	463	14,776
	195 NERVOUS SYSTEM INJECTIONS, STIMULATIONS OR CRANIAL TAP	381	9,554
	196 REVISION AND REMOVAL OF NEUROLOGICAL DEVICE	4	114
	197 NEUROSTIMULATOR AND VENTRICULAR SHUNT IMPLANTATION	20	422
	198 NERVE REPAIR AND DESTRUCTION	52	4,022
	199 SPINAL TAP	6	496
11	EYE AND OCULAR ADNEXA	32	10,576
	214 CATARACT PROCEDURES	31	4,643
	217 SIMPLE ANTERIOR SEGMENT EYE PROCEDURES	1	197
12	FACIAL, EAR, NOSE, MOUTH AND THROAT	743	28,144
	233 NASAL CAUTERIZATION AND PACKING	7	182
	234 COMPLEX FACIAL AND ENT PROCEDURES	99	4,770
	235 SIMPLE FACIAL AND ENT PROCEDURES	426	15,563
	236 TONSIL AND ADENOID PROCEDURES	211	7,583
13	THERAPUTIC AND OTHER RADIOLOGICAL PROCEDURES	193	5,872
	253 VASCULAR RADIOLOGY EXCEPT FOR VENOGRAPHY OF EXTREMITY	44	1,930
	254 MYELOGRAPHY	4	679
	255 MISCELLANEOUS RADIOLOGICAL PROCEDURES WITH CONTRAST	145	3,147

SOURCE: Utah Ambulatory Surgery Database
Utah Health Data Committee/Office of Health Care Statistics

AMB ST 1-5

UTAH HOSPITAL AND FREESTANDING AMBULATORY SURGERY CENTER (FASC) UTILIZATION AND CHARGE PROFILE OF OUTPATIENT SURGERY, 2002
 PROCEDURE APG CATEGORY, PROCEDURE APG, SINGLE APG ONLY

137 Mountain View Hospital

Procedure APG category	Procedure APG	TOTAL #	AVE TOT CHRGR	AVE TOT CHRGR(ALL Hospitals)
01	INTEGUMENTARY SYSTEM	134	\$1,709	\$2,141
	002 SUPERFICIAL NEEDLE BIOPSY AND ASPIRATION	71	\$861	\$1,559
	003 COMPLEX INCISION AND DRAINAGE	5	\$2,739	\$2,578
	004 SIMPLE INCISION AND DRAINAGE	4	\$642	\$2,119
	006 SIMPLE DEBRIDEMENT AND DESTRUCTION	3	\$2,226	\$1,861
	007 COMPLEX EXCISION, BIOPSY AND DEBRIDEMENT	6	\$4,126	\$2,263
	008 SIMPLE EXCISION AND BIOPSY	8	\$1,962	\$2,174
	009 COMPLEX SKIN REPAIRS INCL INTEGUMENT GRAFTS, TRANSFER & REARRAN	5	\$3,551	\$2,942
	010 SIMPLE SKIN REPAIR	1	\$4,115	\$2,803
	011 SIMPLE INCISION AND EXCISION OF BREAST	30	\$2,625	\$1,987
	012 BREAST RECONSTRUCTION AND MASTECTOMY	1	\$3,824	\$3,739
02	MUSCULOSKELETAL SYSTEM	412	\$3,424	\$2,888
	021 COMPLEX MUSCULOSKELETAL PROCEDURES EXCLUDING HAND AND FOOT	66	\$4,222	\$3,672
	022 SIMPLE MUSCULOSKELETAL PROCEDURES EXCLUDING HAND AND FOOT	18	\$3,421	\$2,693
	023 COMPLEX HAND AND FOOT MUSCULOSKELETAL PROCEDURES	4	\$4,729	\$3,163
	024 SIMPLE HAND AND FOOT MUSCULOSKELETAL PROCEDURES	47	\$2,675	\$2,059
	025 ARTHROSCOPY	203	\$3,710	\$3,554
	027 SPLINT, STRAPPING AND CAST REMOVAL	4	\$3,764	\$433
	029 CLOSED TREATMENT FX & DISLOCATION EXC FINGER, TOE & TRUNK	15	\$2,427	\$2,107
	030 OPEN OR PERCUTANEOUS TREATMENT OF FRACTURES	15	\$4,182	\$3,403
	031 BONE OR JOINT MANIPULATION UNDER ANESTHESIA	11	\$1,986	\$2,080
	032 BUNION PROCEDURES	1	\$12,166	\$2,827
	033 ARTHROPLASTY	2	\$3,655	\$3,660
	035 ARTHROCENTESIS AND LIGAMENT OR TENDON INJECTION	26	\$663	\$491
03	RESPIRATORY SYSTEM	40	\$1,112	\$1,741
	052 NEEDLE AND CATHETER BIOPSY, ASPIRATION, LAVAGE AND INTUBATION	35	\$860	\$785
	053 COMPLEX ENDOSCOPY OF THE UPPER AIRWAY	4	\$3,060	\$3,025
	054 SIMPLE ENDOSCOPY OF THE UPPER AIRWAY	1	\$2,131	\$1,300
04	CARDIOVASCULAR SYSTEM	30	\$5,705	\$4,411
	075 PLACEMENT OF TRANSVENOUS CATHETERS	11	\$674	\$1,859
	077 ANGIOPLASTY AND TRANSCATHETER PROCEDURES	5	\$5,931	\$5,827
	078 PACEMAKER INSERTION AND REPLACEMENT	4	\$25,749	\$22,791
	079 REMOVAL AND REVISION OF PACEMAKER AND VASCULAR DEVICE	5	\$2,265	\$1,908
	080 MINOR VASCULAR REPAIR AND FISTULA CONSTRUCTION	4	\$3,264	\$3,583
	081 SECONDARY VARICOSE VEINS AND VASCULAR INJECTION	1	\$6,696	\$3,224
05	HEMATOLOGIC, LYMPHATIC, AND ENDOCRINE	32	\$1,897	\$2,960
	095 DEEP LYMPH STRUCTURE AND THYROID PROCEDURES	10	\$3,617	\$3,516
	097 TRANSFUSION	22	\$1,116	\$2,051
06	DIGESTIVE SYSTEM	1,135	\$2,061	\$1,572
	113 ANOSCOPY WITH BIOPSY AND DIAGNOSTIC PROCTOSIGMOIDOSCOPY	10	\$698	\$592
	114 PROCTOSIGMOIDOSCOPY WITH EXCISION OR BIOPSY	1	\$601	\$671
	115 DIAGNOSTIC UPPER GI ENDOSCOPY OR INTUBATION	255	\$696	\$827
	116 THERAPEUTIC UPPER GI ENDOSCOPY OR INTUBATION	110	\$1,084	\$1,177
	117 LOWER GASTROINTESTINAL ENDOSCOPY	405	\$778	\$860
	119 HERNIA AND HYDROCELE PROCEDURES	77	\$3,820	\$2,637
	120 COMPLEX ANAL AND RECTAL PROCEDURES	14	\$2,993	\$2,094

AMB ST 1-5

UTAH HOSPITAL AND FREESTANDING AMBULATORY SURGERY CENTER (FASC) UTILIZATION AND CHARGE PROFILE OF OUTPATIENT SURGERY, 2002
 PROCEDURE APG CATEGORY, PROCEDURE APG, SINGLE APG ONLY

137 Mountain View Hospital

procedure APG category	Procedure APG	TOTAL #	AVE TOT CHRGR	AVE TOT CHRGR(ALL Hospitals)
	121 SIMPLE ANAL AND RECTAL PROCEDURES	6	\$3,082	\$1,884
	122 MISCELLANEOUS ABDOMINAL PROCEDURES	5	\$3,349	\$2,210
	123 COMPLEX LAPAROSCOPIC PROCEDURES	252	\$5,354	\$4,623
07	URINARY SYSTEM	72	\$2,994	\$3,060
	133 URINARY CATHETERIZATION AND DILATATION	9	\$2,288	\$2,620
	134 COMPLEX CYSTOURETHROSCOPY AND LITHOLAPAXY	22	\$3,830	\$3,123
	135 MODERATE CYSTOURETHROSCOPY	24	\$3,071	\$2,505
	136 SIMPLE CYSTOURETHROSCOPY	15	\$2,103	\$1,505
	137 COMPLEX URETHRAL PROCEDURES	1	\$2,811	\$2,659
	138 SIMPLE URETHRAL PROCEDURES	1	\$2,621	\$1,774
08	MALE GENITAL SYSTEM	5	\$3,417	\$2,312
	151 TESTICULAR AND EPIDIDYMAL PROCEDURES	4	\$3,435	\$2,147
	154 SIMPLE PENILE PROCEDURES	1	\$3,347	\$1,239
09	FEMALE GENITAL SYSTEM	88	\$2,612	\$2,440
	173 TREATMENT OF SPONTANEOUS ABORTION	31	\$2,534	\$2,375
	176 COMPLEX FEMALE REPRODUCTIVE PROCEDURES	5	\$3,955	\$3,888
	177 SIMPLE FEMALE REPRODUCTIVE PROCEDURES	23	\$2,511	\$2,279
	178 DILATION AND CURETTAGE	20	\$2,190	\$1,640
	179 HYSTEROSCOPY	9	\$3,327	\$2,869
10	NERVOUS SYSTEM	73	\$2,017	\$1,212
	195 NERVOUS SYSTEM INJECTIONS, STIMULATIONS OR CRANIAL TAP	28	\$1,143	\$543
	196 REVISION AND REMOVAL OF NEUROLOGICAL DEVICE	4	\$8,687	\$3,648
	198 NERVE REPAIR AND DESTRUCTION	35	\$1,991	\$1,869
	199 SPINAL TAP	6	\$1,799	\$857
11	EYE AND OCULAR ADNEXA	32	\$4,256	\$2,298
	214 CATARACT PROCEDURES	31	\$4,340	\$2,599
	217 SIMPLE ANTERIOR SEGMENT EYE PROCEDURES	1	\$1,673	\$1,936
12	FACIAL, EAR, NOSE, MOUTH AND THROAT	196	\$2,748	\$1,870
	233 NASAL CAUTERIZATION AND PACKING	4	\$2,664	\$1,788
	234 COMPLEX FACIAL AND ENT PROCEDURES	25	\$5,149	\$3,757
	235 SIMPLE FACIAL AND ENT PROCEDURES	22	\$1,686	\$1,293
	236 TONSIL AND ADENOID PROCEDURES	145	\$2,497	\$1,733
13	THERAPUTIC AND OTHER RADIOLOGICAL PROCEDURES	157	\$1,253	\$1,631
	253 VASCULAR RADIOLOGY EXCEPT FOR VENOGRAPHY OF EXTREMITY	14	\$5,860	\$3,590
	254 MYELOGRAPHY	4	\$1,455	\$2,357
	255 MISCELLANEOUS RADIOLOGICAL PROCEDURES WITH CONTRAST	139	\$783	\$949

AMB ST 1-6

UTAH HOSPITAL AND FREESTANDING AMBULATORY SURGERY CENTER (FASC) UTILIZATION AND CHARGE PROFILE OF OUTPATIENT SURGERY, 2002
 NUMBER OF SELECTED AMBULATORY SURGERY PATIENT VISITS BY PATIENT PROFILE

137 Mountain View Hospital

Patient Profile	Patient Visits		Patient Visits-All Hospitals	
	(#)	(%)	(#)	(%)
GENDER				
Female	1,885	53.2	99,046	54.3
Male	1,659	46.8	83,377	45.7
Unknown	0	0.0	1	0.0
Not Reported	0	0.0	3	0.0
AGE				
1-28 days	0	0.0	201	0.1
29-365 days	45	1.3	2,806	1.5
1-4 years	136	3.8	10,230	5.6
5-9	125	3.5	5,477	3.0
10-14	82	2.3	4,621	2.5
15-17	128	3.6	4,481	2.5
18-19	82	2.3	3,763	2.1
20-24	226	6.4	11,153	6.1
25-29	204	5.8	10,390	5.7
30-34	177	5.0	10,476	5.7
35-39	187	5.3	10,951	6.0
40-44	211	6.0	13,202	7.2
45-49	241	6.8	14,095	7.7
50-54	275	7.8	15,731	8.6
55-59	217	6.1	13,738	7.5
60-64	233	6.6	11,970	6.6
65-69	299	8.4	11,268	6.2
70-74	260	7.3	10,407	5.7
75-79	209	5.9	8,832	4.8
80-84	139	3.9	5,577	3.1
85-89	47	1.3	2,334	1.3
90 +	21	0.6	720	0.4
Not Reported	0	0.0	205	0.1
SOURCE OF ADMISSION				
Physician Referral	3,459	97.6	170,677	93.6
Clinic Referral	0	0.0	371	0.2
HMO Referral	0	0.0	163	0.1
Other Hospital	0	0.0	143	0.1
Skilled Nursing Facility	0	0.0	17	0.0
Other Health Care Facility	0	0.0	19	0.0
Emergency Room	85	2.4	3,138	1.7
Court/Law Enforcement	0	0.0	4	0.0
Unknown	0	0.0	3,312	1.8
Not Reported	0	0.0	4,583	2.5

(Continued)

AMB ST 1-6

UTAH HOSPITAL AND FREESTANDING AMBULATORY SURGERY CENTER (FASC) UTILIZATION AND CHARGE PROFILE OF OUTPATIENT SURGERY, 2002
 NUMBER OF SELECTED AMBULATORY SURGERY PATIENT VISITS BY PATIENT PROFILE

137 Mountain View Hospital

Patient Profile	Patient Visits		Patient Visits-All Hospitals	
	(#)	(%)	(#)	(%)
DISCHARGE STATUS				
Home or Self Care	3,523	99.4	181,621	99.6
Another Hospital	2	0.1	132	0.1
Skilled Nursing Facility	3	0.1	207	0.1
Intermediate Care Facility	0	0.0	14	0.0
Another Type of Institution	0	0.0	41	0.0
Under Care of Home Service	16	0.5	184	0.1
Left Against Medical Advice	0	0.0	13	0.0
Under Care of Home IV Provider	0	0.0	8	0.0
Expired	0	0.0	6	0.0
Unknown	0	0.0	189	0.1
Not Reported	0	0.0	12	0.0
PRIMARY PAYER				
Medicare	989	27.9	39,406	21.6
Medicaid	254	7.2	12,181	6.7
Other government	27	0.8	2,765	1.5
Blue Cross/Blue Shield	777	21.9	25,235	13.8
Other Commercial	386	10.9	17,505	9.6
Managed Care(HMO, PPO)	958	27.0	77,069	42.2
Self Pay	53	1.5	2,955	1.6
Industrial & Worker Comp	82	2.3	3,998	2.2
Charity and Unclassified	0	0.0	123	0.1
Childrens Health Insurance	0	0.0	346	0.2
Unknown	18	0.5	703	0.4
Not Reported	0	0.0	141	0.1
LOCAL HEALTH DISTRICT OF PATIENT RESIDENCE				
Bear River	1	0.0	12,345	6.8
Central Utah	542	15.3	6,772	3.7
Davis County	6	0.2	19,304	10.6
Salt Lake County	17	0.5	62,264	34.1
Southeastern Utah	102	2.9	4,319	2.4
Southwest Utah	10	0.3	11,788	6.5
Summit County	0	0.0	1,676	0.9
Tooele County	4	0.1	3,248	1.8
Tri-County	8	0.2	4,686	2.6
Utah County	2,806	79.2	31,011	17.0
Wasatch County	18	0.5	1,317	0.7
Weber County	2	0.1	15,685	8.6
Unknown Utah	0	0.0	56	0.0
Outside Utah	28	0.8	7,881	4.3
Unknown, Not Reported	0	0.0	75	0.0

SOURCE: Utah Ambulatory Surgery Database,
 Utah Health Data Committee/Office of Health Care Statistics.

AMB ST 1-1

UTAH HOSPITAL AND FREESTANDING AMBULATORY SURGERY CENTER (FASC) UTILIZATION AND CHARGE PROFILE OF OUTPATIENT SURGERY, 2002
 NUMBER OF CPT-4 AND ICD-9 PROCEDURES BY SELECTED AMBULATORY SURGERY REPORTING CATEGORY

133 Mountain West Medical Center (formerly Tooele)

Reporting Category (ICD-9-CM CODES)	Procedures Performed		Procedures Performed-All Hospitals	
	(#)	(%)	(#)	(%)
Reporting Category (ICD-9-CM CODES)	1,460	100.0	300,948	100.0
Mastectomy (85.0-85.99)	18	1.2	6,951	2.3
Musculoskeletal (76.0-84.99)	299	20.5	53,689	17.8
Respiratory (30.0-34.99)	6	0.4	2,595	0.9
Cardiovascular (35.0-39.99)	10	0.7	13,957	4.6
Lymphatic/Hemetic (40.0-41.99)	3	0.2	2,092	0.7
Digestive System (42.0-54.99)	538	36.8	79,482	26.4
Urinary (55.0-59.99)	63	4.3	7,394	2.5
Male Genital (60.0-64.99)	61	4.2	3,824	1.3
Female Genital (65.0-71.99)	189	12.9	12,874	4.3
Endocrine/Nervous (01.0-07.99)	23	1.6	19,288	6.4
Eye (08.0-16.99)	127	8.7	19,110	6.3
Ear (18.0-20.99)	8	0.5	14,450	4.8
Nose, Mouth, Pharynx (21.0-29.99)	31	2.1	29,272	9.7
Other*	84	5.8	35,970	12.0
Reporting Category (CPT-4 CODES)	907	100.0	363,184	100.0
Mastectomy (19120-19220)	8	0.9	3,282	0.9
Musculoskeletal (20000-29909)	248	27.3	49,166	13.5
Respiratory (30000-32999)	4	0.4	12,335	3.4
Cardiovascular (33010-37799 & 93501-93660)	16	1.8	30,942	8.5
Lymphatic/Hemetic (38100-38999)	3	0.3	1,669	0.5
Diaphragm (39501-39599)	0	0.0	3	0.0
Digestive System (40490-49999)	219	24.1	84,020	23.1
Urinary (50010-53899)	59	6.5	8,260	2.3
Male Genital (54000-55899)	44	4.9	3,300	0.9
Female Genital (56405-58999)	140	15.4	8,683	2.4
Endocrine/Nervous (60000-64999)	34	3.7	17,357	4.8
Eye (65091-68899)	66	7.3	10,599	2.9
Ear (69000-69979)	5	0.6	8,100	2.2
Other*	61	6.7	125,468	34.5

SOURCE: Utah Ambulatory Surgery Database

Utah Health Data Committee/Office of Health Care Statistics.

* Procedure falls outside reporting categories.

AMB ST 1-2

UTAH HOSPITAL AND FREESTANDING AMBULATORY SURGERY CENTER (FASC) UTILIZATION AND CHARGE PROFILE OF OUTPATIENT SURGERY, 2002
 MOST COMMONLY PERFORMED CPT-4 AND ICD-9 PROCEDURES

133 Mountain West Medical Center (formerly Tooele)

ICD-9 CODE	ICD-9 DESCRIPTION	#	%	% ALL Hospitals
All ICD-9 Procedures		1,460	100.0	100.0
4523	COLONOSCOPY	82	5.6	4.95
4513	OTH ENDO SM INTESTINE	66	4.5	1.87
4516	ESOPHAGOGASTRODUODENOSCPY-CLO BX	59	4.0	4.22
1341	PHACOEMULSIFICATION-ASPIR CATARACT	58	4.0	1.53
1371	IOL PROSTH-CATARACT EXTRACT-1-STAGE	57	3.9	1.56
5421	LAPAROSCOPY	41	2.8	0.60
5123	LAP CHOLEY	32	2.2	1.92
4466	ESOPHAGOGAST SPHINCTER COMPETENCE	30	2.1	0.10
5451	LAP LYSIS PERITONEAL ADHES	29	2.0	0.29
4525	CLO [ENDO] BX LG INTESTINE	28	1.9	1.85
5732	OTH CYSTOSCOPY	24	1.6	0.55
4542	ENDO POLYPECTOMY LG INTESTINE	23	1.6	2.58
8026	ARTHSCPY-KNEE	21	1.4	1.07
806	EXC SEMILUNAR CARTILAGE-KNEE	21	1.4	1.56
5304	UNILAT REPR INDIRECT ING HERN-GFT	20	1.4	0.47
640	CIRCUMCISION	18	1.2	0.28
283	TONSILLECTOMY W/ADENOIDECTOMY	16	1.1	1.61
6909	OTH D&C UTERUS	16	1.1	0.61
668	INSUFFLATION FALLOPIAN TUBE	15	1.0	0.13
7936	OP REDUC FX W/INT FIX-TIBIA & FIB	14	1.0	0.22

CPT-4 CODE	CPT-4 DESCRIPTION	#	%	% ALL Hospitals
All CPT-4 Procedures		907	100.0	100.0
66984	EXTRACAPSULAR CATARACT REMV IOL	57	6.3	1.23
43280	LAP SURG-ESOPHAGOGASTRIC FUNDOPL	27	3.0	0.07
49505	REPR INIT ING HERNIA 5YR/MORE; R	27	3.0	0.79
58662	LAP SURG; W/FULG/EXCIS LES-OVARY	25	2.8	0.42
49329	UNLIST LAP PROC ABD PERTN&OMNTUM	23	2.5	0.16
20680	REMOVAL OF IMPLANT; DEEP	20	2.2	0.57
47562	LAPAROSCOPY SURGICAL; CHOLECT	18	2.0	0.63
58558	HYSTEROSCPY SURG; W/BX &/ POLYPE	18	2.0	0.26
59812	TX INCMPL AB ANY TRIMESTR CMPL S	17	1.9	0.04
29881	SCOPE KNEE SURG;W/MENISCECT MED/	15	1.7	0.99
58679	UNLIST LAPARSCPY PROC OVIDUCT OV	15	1.7	0.09
28285	CORRECTION HAMMERTOES	13	1.4	0.41
47563	LAPARSCPY SURG; CHOLECT W/CHOLAN	13	1.4	0.89
49320	LAP-ABD DX-W/WO SPECMN-SEP PROC	12	1.3	0.19
54160	CIRC NOT CLAMP DEVC/DORSL SLIT;	12	1.3	0.02
42820	T&A; UNDER AGE 12	11	1.2	1.02
52005	CYSTOURETHROSCOPY W/URETERAL CAT	11	1.2	0.25
62290	INJ PROC DISKOGRAPHY EA LEVL; LU	11	1.2	0.05
36430	TRANSFUSION BLOOD/BLOOD COMPONENTEN	8	0.9	0.21
52000	CYSTOURETHROSCOPY-SEP PROC	8	0.9	0.11

SOURCE: Utah Ambulatory Surgery Database
 Utah Health Data Committee/Office of Health Care Statistics

AMB ST 1-3

UTAH HOSPITAL AND FREESTANDING AMBULATORY SURGERY CENTER (FASC) UTILIZATION AND CHARGE PROFILE OF OUTPATIENT SURGERY, 2002
 AVERAGE TOTAL CHARGES FOR MOST COMMONLY PERFORMED CPT-4 AND ICD-9 PROCEDURES, SINGLE ICD-9 OR CPT-4 ONLY

133 Mountain West Medical Center (formerly Tooele)

ICD-9 CODE	ICD-9 DESCRIPTION	#	AVE TOT CHRG	AVE TOT CHRG (ALL Hospitals)
ICD-9 Procedures		585	\$3,463	\$2,254
4523	COLONOSCOPY	70	\$3,078	\$782
4516	ESOPHAGOGASTRODUODENOSCPY-CLO BX	52	\$3,069	\$938
4513	OTH ENDO SM INTESTINE	49	\$2,680	\$756
4525	CLO [ENDO] BX LG INTESTINE	17	\$3,226	\$1,109
640	CIRCUMCISION	17	\$757	\$1,259
5304	UNILAT REPR INDIRECT ING HERN-GFT	14	\$4,255	\$2,917
283	TONSILLECTOMY W/ADENOIDECTOMY	12	\$3,083	\$1,655
4542	ENDO POLYPECTOMY LG INTESTINE	12	\$3,330	\$1,037
5123	LAP CHOLEY	12	\$6,643	\$4,729
6952	ASPIR CURET FOLLOWING DELIV/AB	12	\$2,077	\$1,722
7936	OP REDUC FX W/INT FIX-TIBIA & FIB	12	\$5,825	\$4,108
6902	D&C FOLLOWING DELIV/AB	11	\$2,237	\$1,984
7867	REMOV IMPLNT DEVICE-TIBIA & FIB	11	\$1,662	\$2,168
8721	CONTRAST MYELOGRAM	11	\$3,492	\$2,626
4824	CLO [ENDO] BX RECTUM	10	\$3,086	\$1,051
3893	VENOUS CATH-NEC	8	\$2,212	\$2,079
4466	ESOPHAGOGAST SPHINCTER COMPETENCE	7	\$7,959	\$7,377
8051	EXC INTERVERTEBRAL DISC	7	\$7,100	\$5,470
9904	TRANSFUS PACKED CELLS	7	\$1,690	\$1,977
7751	BUNIONEC SOFT-OSTEOT 1ST METATARS	6	\$4,071	\$2,849

CPT-4 CODE	CPT-4 DESCRIPTION	#	AVE TOT CHRG	AVE TOT CHRG (ALL Hospitals)
CPT-4 Procedures		471	\$3,860	\$2,003
66984	EXTRACAPSULAR CATARACT REMV IOL	54	\$2,231	\$2,599
49505	REPR INIT ING HERNIA 5YR/MORE; R	18	\$3,929	\$2,803
59812	TX INCMPL AB ANY TRIMESTR Cmpl S	16	\$2,215	\$2,498
20680	REMOVAL OF IMPLANT; DEEP	13	\$1,943	\$2,123
43280	LAP SURG-ESOPHAGOGASTRIC FUNDOPL	12	\$8,377	\$7,101
47562	LAPAROSCOPY SURGICAL; CHOLECT	12	\$6,506	\$4,941
47563	LAPARSCPY SURG; CHOLECT W/CHOLAN	12	\$6,961	\$4,959
54160	CIRC NOT CLAMP DEVC/DORSL SLIT;	12	\$80	\$167
62290	INJ PROC DISKOGRAPHY EA LEVL; LU	11	\$3,492	\$3,138
36430	TRANSFUSION BLOOD/BLOOD COMPONEN	8	\$1,574	\$2,051
42820	T&A; UNDER AGE 12	8	\$2,871	\$1,610
28296	HALLUX VALGUS; W/METATARSAL OSTE	6	\$4,071	\$2,823
29881	SCOPE KNEE SURG;W/MENISCECT MED/	6	\$3,811	\$3,358
36489	PLCMT CNTRL VENUS CATH; PERQ > 2	6	\$2,203	\$1,784
52005	CYSTOURETHROSCOPY W/URETERAL CAT	6	\$3,924	\$2,900
58558	HYSTEROSCPY SURG; W/BX &/ POLYPE	6	\$3,597	\$2,598
58563	HYSTEROSC SURG; W/ENDOMETRIAL AB	6	\$4,243	\$3,357
42821	T&A; AGE 12 OR OVER	5	\$3,346	\$1,830
58661	LAP SURG; W/REMV ADNEXAL STRUCT	5	\$5,710	\$5,366
19120	EXC BRST CYST TUMR/LES OPN M/F 1	4	\$2,490	\$1,911

SOURCE: Utah Ambulatory Surgery Database
 Utah Health Data Committee/Office of Health Care Statistics

AMB ST 1-4

UTAH HOSPITAL AND FREESTANDING AMBULATORY SURGERY CENTER (FASC) UTILIZATION AND CHARGE PROFILE OF OUTPATIENT SURGERY, 2002
PROCEDURE APG CATEGORY, PROCEDURE APG

133 Mountain West Medical Center (formerly Tooele)

Procedure APG category		TOTAL #	TOTAL # (ALL Hospitals)
Procedure APG			
01	INTEGUMENTARY SYSTEM	66	13,519
	002 SUPERFICIAL NEEDLE BIOPSY AND ASPIRATION	2	2,597
	003 COMPLEX INCISION AND DRAINAGE	1	106
	004 SIMPLE INCISION AND DRAINAGE	1	96
	006 SIMPLE DEBRIDEMENT AND DESTRUCTION	2	588
	007 COMPLEX EXCISION, BIOPSY AND DEBRIDEMENT	12	1,731
	008 SIMPLE EXCISION AND BIOPSY	30	1,756
	009 COMPLEX SKIN REPAIRS INCL INTEGUMENT GRAFTS, TRANSFER & REARRANGE	1	1,422
	010 SIMPLE SKIN REPAIR	2	599
	011 SIMPLE INCISION AND EXCISION OF BREAST	14	3,917
	012 BREAST RECONSTRUCTION AND MASTECTOMY	1	671
02	MUSCULOSKELETAL SYSTEM	216	42,903
	021 COMPLEX MUSCULOSKELETAL PROCEDURES EXCLUDING HAND AND FOOT	18	5,617
	022 SIMPLE MUSCULOSKELETAL PROCEDURES EXCLUDING HAND AND FOOT	12	1,767
	023 COMPLEX HAND AND FOOT MUSCULOSKELETAL PROCEDURES	8	1,639
	024 SIMPLE HAND AND FOOT MUSCULOSKELETAL PROCEDURES	75	9,596
	025 ARTHROSCOPY	51	17,119
	027 SPLINT, STRAPPING AND CAST REMOVAL	3	113
	029 CLOSED TREATMENT FX & DISLOCATION EXC FINGER, TOE & TRUNK	9	627
	030 OPEN OR PERCUTANEOUS TREATMENT OF FRACTURES	27	2,741
	032 BUNION PROCEDURES	11	1,318
	034 HAND AND FOOT TENOTOMY	1	167
	035 ARTHROCENTESIS AND LIGAMENT OR TENDON INJECTION	1	1,334
03	RESPIRATORY SYSTEM	2	6,869
	052 NEEDLE AND CATHETER BIOPSY, ASPIRATION, LAVAGE AND INTUBATION	1	545
	055 ENDOSCOPY OF THE LOWER AIRWAY	1	1,188
04	CARDIOVASCULAR SYSTEM	9	23,208
	075 PLACEMENT OF TRANSVENOUS CATHETERS	6	737
	080 MINOR VASCULAR REPAIR AND FISTULA CONSTRUCTION	1	1,191
	081 SECONDARY VARICOSE VEINS AND VASCULAR INJECTION	1	296
	083 RESUSCITATION AND CARDIOVERSION	1	69
05	HEMATOLOGIC, LYMPHATIC, AND ENDOCRINE	11	2,265
	095 DEEP LYMPH STRUCTURE AND THYROID PROCEDURES	3	1,385
	097 TRANSFUSION	8	757
06	DIGESTIVE SYSTEM	254	71,902
	113 ANOSCOPY WITH BIOPSY AND DIAGNOSTIC PROCTOSIGMOIDOSCOPY	1	820
	115 DIAGNOSTIC UPPER GI ENDOSCOPY OR INTUBATION	2	15,392
	116 THERAPEUTIC UPPER GI ENDOSCOPY OR INTUBATION	2	3,826
	117 LOWER GASTROINTESTINAL ENDOSCOPY	5	27,082
	119 HERNIA AND HYDROCELE PROCEDURES	51	6,810
	120 COMPLEX ANAL AND RECTAL PROCEDURES	1	815
	121 SIMPLE ANAL AND RECTAL PROCEDURES	7	464
	122 MISCELLANEOUS ABDOMINAL PROCEDURES	3	325
	123 COMPLEX LAPAROSCOPIC PROCEDURES	180	13,216
	124 SIMPLE LAPAROSCOPIC PROCEDURES	2	148
07	URINARY SYSTEM	55	6,921

AMB ST 1-4

UTAH HOSPITAL AND FREESTANDING AMBULATORY SURGERY CENTER (FASC) UTILIZATION AND CHARGE PROFILE OF OUTPATIENT SURGERY, 2002
 PROCEDURE APG CATEGORY, PROCEDURE APG

133 Mountain West Medical Center (formerly Tooele)

procedure APG category	procedure APG	TOTAL #	TOTAL # (ALL Hospitals)
	133 URINARY CATHETERIZATION AND DILATATION	7	344
	134 COMPLEX CYSTOURETHROSCOPY AND LITHOLAPAXY	22	2,910
	135 MODERATE CYSTOURETHROSCOPY	13	2,121
	136 SIMPLE CYSTOURETHROSCOPY	11	644
	137 COMPLEX URETHRAL PROCEDURES	1	97
	138 SIMPLE URETHRAL PROCEDURES	1	93
08	MALE GENITAL SYSTEM	40	2,946
	151 TESTICULAR AND EPIDIDYMAL PROCEDURES	15	1,341
	152 INSERTION OF PENILE PROSTHESIS	1	50
	153 COMPLEX PENILE PROCEDURES	4	327
	154 SIMPLE PENILE PROCEDURES	18	896
	155 PROSTATE NEEDLE AND PUNCH BIOPSY	2	332
09	FEMALE GENITAL SYSTEM	94	4,976
	173 TREATMENT OF SPONTANEOUS ABORTION	20	417
	174 THERAPEUTIC ABORTION	2	8
	176 COMPLEX FEMALE REPRODUCTIVE PROCEDURES	18	675
	177 SIMPLE FEMALE REPRODUCTIVE PROCEDURES	6	1,182
	178 DILATION AND CURETTAGE	7	891
	179 HYSTEROSCOPY	32	1,603
	180 COLPOSCOPY	9	184
10	NERVOUS SYSTEM	7	14,776
	195 NERVOUS SYSTEM INJECTIONS, STIMULATIONS OR CRANIAL TAP	2	9,554
	198 NERVE REPAIR AND DESTRUCTION	5	4,022
11	EYE AND OCULAR ADNEXA	65	10,576
	214 CATARACT PROCEDURES	62	4,643
	221 COMPLEX REPAIR AND PLASTIC PROCEDURES OF EYE	1	694
	222 SIMPLE REPAIR AND PLASTIC PROCEDURES OF EYE	1	441
	223 VITRECTOMY	1	1,578
12	FACIAL, EAR, NOSE, MOUTH AND THROAT	29	28,144
	235 SIMPLE FACIAL AND ENT PROCEDURES	9	15,563
	236 TONSIL AND ADENOID PROCEDURES	20	7,583
13	THERAPUTIC AND OTHER RADIOLOGICAL PROCEDURES	11	5,872
	254 MYELOGRAPHY	11	679

SOURCE: Utah Ambulatory Surgery Database
 Utah Health Data Committee/Office of Health Care Statistics

AMB ST 1-5

UTAH HOSPITAL AND FREESTANDING AMBULATORY SURGERY CENTER (FASC) UTILIZATION AND CHARGE PROFILE OF OUTPATIENT SURGERY, 2002
 PROCEDURE APG CATEGORY, PROCEDURE APG, SINGLE APG ONLY

133 Mountain West Medical Center (formerly Tooele)

Procedure APG category	Procedure APG	TOTAL #	AVE TOT CHR	AVE TOT CHR(ALL Hospitals)
01	INTEGUMENTARY SYSTEM	27	\$2,463	\$2,141
	002 SUPERFICIAL NEEDLE BIOPSY AND ASPIRATION	1	\$1,869	\$1,559
	003 COMPLEX INCISION AND DRAINAGE	1	\$2,216	\$2,578
	007 COMPLEX EXCISION, BIOPSY AND DEBRIDEMENT	3	\$2,360	\$2,263
	008 SIMPLE EXCISION AND BIOPSY	12	\$2,488	\$2,174
	009 COMPLEX SKIN REPAIRS INCL INTEGUMENT GRAFTS, TRANSFER & REARRAN	1	\$1,645	\$2,942
	010 SIMPLE SKIN REPAIR	1	\$5,518	\$2,803
	011 SIMPLE INCISION AND EXCISION OF BREAST	7	\$2,386	\$1,987
	012 BREAST RECONSTRUCTION AND MASTECTOMY	1	\$1,604	\$3,739
02	MUSCULOSKELETAL SYSTEM	107	\$3,855	\$2,888
	021 COMPLEX MUSCULOSKELETAL PROCEDURES EXCLUDING HAND AND FOOT	5	\$3,832	\$3,672
	022 SIMPLE MUSCULOSKELETAL PROCEDURES EXCLUDING HAND AND FOOT	6	\$2,669	\$2,693
	023 COMPLEX HAND AND FOOT MUSCULOSKELETAL PROCEDURES	6	\$5,354	\$3,163
	024 SIMPLE HAND AND FOOT MUSCULOSKELETAL PROCEDURES	35	\$3,170	\$2,059
	025 ARTHROSCOPY	16	\$5,453	\$3,554
	027 SPLINT, STRAPPING AND CAST REMOVAL	3	\$249	\$433
	029 CLOSED TREATMENT FX & DISLOCATION EXC FINGER, TOE & TRUNK	8	\$2,923	\$2,107
	030 OPEN OR PERCUTANEOUS TREATMENT OF FRACTURES	21	\$4,518	\$3,403
	032 BUNION PROCEDURES	7	\$3,998	\$2,827
03	RESPIRATORY SYSTEM	1	\$4,850	\$1,741
	055 ENDOSCOPY OF THE LOWER AIRWAY	1	\$4,850	\$1,469
04	CARDIOVASCULAR SYSTEM	8	\$2,942	\$4,411
	075 PLACEMENT OF TRANSVENOUS CATHETERS	6	\$2,203	\$1,859
	080 MINOR VASCULAR REPAIR AND FISTULA CONSTRUCTION	1	\$9,063	\$3,583
	081 SECONDARY VARICOSE VEINS AND VASCULAR INJECTION	1	\$1,257	\$3,224
05	HEMATOLOGIC, LYMPHATIC, AND ENDOCRINE	10	\$1,822	\$2,960
	095 DEEP LYMPH STRUCTURE AND THYROID PROCEDURES	2	\$2,816	\$3,516
	097 TRANSFUSION	8	\$1,574	\$2,051
06	DIGESTIVE SYSTEM	114	\$5,434	\$1,572
	115 DIAGNOSTIC UPPER GI ENDOSCOPY OR INTUBATION	1	\$1,988	\$827
	116 THERAPEUTIC UPPER GI ENDOSCOPY OR INTUBATION	1	\$3,704	\$1,177
	117 LOWER GASTROINTESTINAL ENDOSCOPY	3	\$1,715	\$860
	119 HERNIA AND HYDROCELE PROCEDURES	36	\$4,047	\$2,637
	120 COMPLEX ANAL AND RECTAL PROCEDURES	1	\$3,803	\$2,094
	121 SIMPLE ANAL AND RECTAL PROCEDURES	5	\$2,773	\$1,884
	122 MISCELLANEOUS ABDOMINAL PROCEDURES	1	\$2,689	\$2,210
	123 COMPLEX LAPAROSCOPIC PROCEDURES	65	\$6,620	\$4,623
	124 SIMPLE LAPAROSCOPIC PROCEDURES	1	\$12,297	\$6,301
07	URINARY SYSTEM	19	\$4,380	\$3,060
	133 URINARY CATHETERIZATION AND DILATATION	3	\$6,711	\$2,620
	134 COMPLEX CYSTOURETHROSCOPY AND LITHOLAPAXY	5	\$5,137	\$3,123
	135 MODERATE CYSTOURETHROSCOPY	8	\$3,890	\$2,505
	136 SIMPLE CYSTOURETHROSCOPY	2	\$2,308	\$1,505
	138 SIMPLE URETHRAL PROCEDURES	1	\$1,664	\$1,774
08	MALE GENITAL SYSTEM	24	\$2,245	\$2,312
	151 TESTICULAR AND EPIDIDYMAL PROCEDURES	3	\$3,444	\$2,147

AMB ST 1-5

UTAH HOSPITAL AND FREESTANDING AMBULATORY SURGERY CENTER (FASC) UTILIZATION AND CHARGE PROFILE OF OUTPATIENT SURGERY, 2002
 PROCEDURE APG CATEGORY, PROCEDURE APG, SINGLE APG ONLY

133 Mountain West Medical Center (formerly Tooele)

procedure APG category	Procedure APG	TOTAL #	AVE TOT CHRGR	AVE TOT CHRGR(ALL Hospitals)
	152 INSERTION OF PENILE PROSTHESIS	1	\$5,952	\$10,127
	153 COMPLEX PENILE PROCEDURES	2	\$10,820	\$2,333
	154 SIMPLE PENILE PROCEDURES	17	\$757	\$1,239
	155 PROSTATE NEEDLE AND PUNCH BIOPSY	1	\$3,095	\$4,027
09	FEMALE GENITAL SYSTEM	46	\$3,048	\$2,440
	173 TREATMENT OF SPONTANEOUS ABORTION	19	\$2,204	\$2,375
	174 THERAPEUTIC ABORTION	2	\$2,754	\$2,797
	176 COMPLEX FEMALE REPRODUCTIVE PROCEDURES	5	\$4,614	\$3,888
	177 SIMPLE FEMALE REPRODUCTIVE PROCEDURES	4	\$3,145	\$2,279
	178 DILATION AND CURETTAGE	4	\$2,540	\$1,640
	179 HYSTEROSCOPY	12	\$3,920	\$2,869
10	NERVOUS SYSTEM	5	\$2,507	\$1,212
	195 NERVOUS SYSTEM INJECTIONS, STIMULATIONS OR CRANIAL TAP	1	\$2,127	\$543
	198 NERVE REPAIR AND DESTRUCTION	4	\$2,602	\$1,869
11	EYE AND OCULAR ADNEXA	55	\$2,222	\$2,298
	214 CATARACT PROCEDURES	55	\$2,222	\$2,599
12	FACIAL, EAR, NOSE, MOUTH AND THROAT	19	\$3,018	\$1,870
	235 SIMPLE FACIAL AND ENT PROCEDURES	4	\$2,913	\$1,293
	236 TONSIL AND ADENOID PROCEDURES	15	\$3,046	\$1,733
13	THERAPUTIC AND OTHER RADIOLOGICAL PROCEDURES	11	\$3,492	\$1,631
	254 MYELOGRAPHY	11	\$3,492	\$2,357

AMB ST 1-6

UTAH HOSPITAL AND FREESTANDING AMBULATORY SURGERY CENTER (FASC) UTILIZATION AND CHARGE PROFILE OF OUTPATIENT SURGERY, 2002
 NUMBER OF SELECTED AMBULATORY SURGERY PATIENT VISITS BY PATIENT PROFILE

133 Mountain West Medical Center (formerly Tooele)

Patient Profile	Patient Visits		Patient Visits-All Hospitals	
	(#)	(%)	(#)	(%)
GENDER				
Female	531	55.8	99,046	54.3
Male	420	44.2	83,377	45.7
Unknown	0	0.0	1	0.0
Not Reported	0	0.0	3	0.0
AGE				
1-28 days	11	1.2	201	0.1
29-365 days	4	0.4	2,806	1.5
1-4 years	5	0.5	10,230	5.6
5-9	12	1.3	5,477	3.0
10-14	19	2.0	4,621	2.5
15-17	25	2.6	4,481	2.5
18-19	16	1.7	3,763	2.1
20-24	55	5.8	11,153	6.1
25-29	61	6.4	10,390	5.7
30-34	81	8.5	10,476	5.7
35-39	74	7.8	10,951	6.0
40-44	86	9.0	13,202	7.2
45-49	73	7.7	14,095	7.7
50-54	67	7.0	15,731	8.6
55-59	38	4.0	13,738	7.5
60-64	59	6.2	11,970	6.6
65-69	54	5.7	11,268	6.2
70-74	84	8.8	10,407	5.7
75-79	66	6.9	8,832	4.8
80-84	39	4.1	5,577	3.1
85-89	21	2.2	2,334	1.3
90 +	1	0.1	720	0.4
Not Reported	11	1.2	205	0.1
SOURCE OF ADMISSION				
Physician Referral	945	99.4	170,677	93.6
Clinic Referral	0	0.0	371	0.2
HMO Referral	0	0.0	163	0.1
Other Hospital	0	0.0	143	0.1
Skilled Nursing Facility	0	0.0	17	0.0
Other Health Care Facility	0	0.0	19	0.0
Emergency Room	6	0.6	3,138	1.7
Court/Law Enforcement	0	0.0	4	0.0
Unknown	0	0.0	3,312	1.8
Not Reported	0	0.0	4,583	2.5

(Continued)

AMB ST 1-6

UTAH HOSPITAL AND FREESTANDING AMBULATORY SURGERY CENTER (FASC) UTILIZATION AND CHARGE PROFILE OF OUTPATIENT SURGERY, 2002
 NUMBER OF SELECTED AMBULATORY SURGERY PATIENT VISITS BY PATIENT PROFILE

133 Mountain West Medical Center (formerly Tooele)

Patient Profile	Patient Visits		Patient Visits-All Hospitals	
	(#)	(%)	(#)	(%)
DISCHARGE STATUS				
Home or Self Care	948	99.7	181,621	99.6
Another Hospital	1	0.1	132	0.1
Skilled Nursing Facility	1	0.1	207	0.1
Intermediate Care Facility	0	0.0	14	0.0
Another Type of Institution	0	0.0	41	0.0
Under Care of Home Service	1	0.1	184	0.1
Left Against Medical Advice	0	0.0	13	0.0
Under Care of Home IV Provider	0	0.0	8	0.0
Expired	0	0.0	6	0.0
Unknown	0	0.0	189	0.1
Not Reported	0	0.0	12	0.0
PRIMARY PAYER				
Medicare	253	26.6	39,406	21.6
Medicaid	97	10.2	12,181	6.7
Other government	24	2.5	2,765	1.5
Blue Cross/Blue Shield	124	13.0	25,235	13.8
Other Commercial	134	14.1	17,505	9.6
Managed Care(HMO, PPO)	279	29.3	77,069	42.2
Self Pay	17	1.8	2,955	1.6
Industrial & Worker Comp	22	2.3	3,998	2.2
Charity and Unclassified	0	0.0	123	0.1
Childrens Health Insurance	0	0.0	346	0.2
Unknown	1	0.1	703	0.4
Not Reported	0	0.0	141	0.1
LOCAL HEALTH DISTRICT OF PATIENT RESIDENCE				
Bear River	0	0.0	12,345	6.8
Central Utah	0	0.0	6,772	3.7
Davis County	1	0.1	19,304	10.6
Salt Lake County	12	1.3	62,264	34.1
Southeastern Utah	2	0.2	4,319	2.4
Southwest Utah	0	0.0	11,788	6.5
Summit County	0	0.0	1,676	0.9
Tooele County	909	95.6	3,248	1.8
Tri-County	2	0.2	4,686	2.6
Utah County	2	0.2	31,011	17.0
Wasatch County	0	0.0	1,317	0.7
Weber County	0	0.0	15,685	8.6
Unknown Utah	0	0.0	56	0.0
Outside Utah	23	2.4	7,881	4.3
Unknown, Not Reported	0	0.0	75	0.0

SOURCE: Utah Ambulatory Surgery Database,
 Utah Health Data Committee/Office of Health Care Statistics.

AMB ST 1-1

UTAH HOSPITAL AND FREESTANDING AMBULATORY SURGERY CENTER (FASC) UTILIZATION AND CHARGE PROFILE OF OUTPATIENT SURGERY, 2002
 NUMBER OF CPT-4 AND ICD-9 PROCEDURES BY SELECTED AMBULATORY SURGERY REPORTING CATEGORY

142 Ogden Regional Medical Center

Reporting Category (ICD-9-CM CODES)	Procedures Performed		Procedures Performed-All Hospitals	
	(#)	(%)	(#)	(%)
Reporting Category (ICD-9-CM CODES)	11,842	100.0	300,948	100.0
Mastectomy (85.0-85.99)	235	2.0	6,951	2.3
Musculoskeletal (76.0-84.99)	1,391	11.7	53,689	17.8
Respiratory (30.0-34.99)	64	0.5	2,595	0.9
Cardiovascular (35.0-39.99)	424	3.6	13,957	4.6
Lymphatic/Hemetic (40.0-41.99)	40	0.3	2,092	0.7
Digestive System (42.0-54.99)	2,248	19.0	79,482	26.4
Urinary (55.0-59.99)	174	1.5	7,394	2.5
Male Genital (60.0-64.99)	78	0.7	3,824	1.3
Female Genital (65.0-71.99)	575	4.9	12,874	4.3
Endocrine/Nervous (01.0-07.99)	2,263	19.1	19,288	6.4
Eye (08.0-16.99)	692	5.8	19,110	6.3
Ear (18.0-20.99)	518	4.4	14,450	4.8
Nose, Mouth, Pharynx (21.0-29.99)	927	7.8	29,272	9.7
Other*	2,213	18.7	35,970	12.0
Reporting Category (CPT-4 CODES)	21,356	100.0	363,184	100.0
Mastectomy (19120-19220)	90	0.4	3,282	0.9
Musculoskeletal (20000-29909)	1,647	7.7	49,166	13.5
Respiratory (30000-32999)	529	2.5	12,335	3.4
Cardiovascular (33010-37799 & 93501-93660)	1,545	7.2	30,942	8.5
Lymphatic/Hemetic (38100-38999)	38	0.2	1,669	0.5
Diaphragm (39501-39599)	0	0.0	3	0.0
Digestive System (40490-49999)	2,590	12.1	84,020	23.1
Urinary (50010-53899)	277	1.3	8,260	2.3
Male Genital (54000-55899)	110	0.5	3,300	0.9
Female Genital (56405-58999)	380	1.8	8,683	2.4
Endocrine/Nervous (60000-64999)	1,656	7.8	17,357	4.8
Eye (65091-68899)	372	1.7	10,599	2.9
Ear (69000-69979)	337	1.6	8,100	2.2
Other*	11,785	55.2	125,468	34.5

SOURCE: Utah Ambulatory Surgery Database

Utah Health Data Committee/Office of Health Care Statistics.

* Procedure falls outside reporting categories.

AMB ST 1-2

UTAH HOSPITAL AND FREESTANDING AMBULATORY SURGERY CENTER (FASC) UTILIZATION AND CHARGE PROFILE OF OUTPATIENT SURGERY, 2002
 MOST COMMONLY PERFORMED CPT-4 AND ICD-9 PROCEDURES

142 Ogden Regional Medical Center

ICD-9 CODE	ICD-9 DESCRIPTION	#	%	% ALL Hospitals
All ICD-9 Procedures		11,842	100.0	100.0
9923	INJ STEROID	1,054	8.9	2.23
0392	INJ OTH AGENT SPINAL CANAL	948	8.0	2.02
0391	INJ ANES SPINAL CANAL-ANALGESIA	923	7.8	1.32
4516	ESOPHAGOGASTRODUODENOSCPY-CLO BX	449	3.8	4.22
2001	MYRINGOTOMY W/INSRT TUBE	386	3.3	3.82
4523	COLONOSCOPY	379	3.2	4.95
1371	IOL PROSTH-CATARACT EXTRACT-1-STAGE	219	1.8	1.56
1341	PHACOEMULSIFICATION-ASPIR CATARACT	218	1.8	1.53
5123	LAP CHOLEY	214	1.8	1.92
9929	INJ/INFUS THERAP/PROPHYL SUBSTANCE	200	1.7	0.40
4525	CLO [ENDO] BX LG INTESTINE	191	1.6	1.85
8856	CORONARY ARTERIOGRAPHY W/2 CATH	181	1.5	1.58
283	TONSILLECTOMY W/ADENOIDECTOMY	172	1.5	1.61
4542	ENDO POLYPECTOMY LG INTESTINE	154	1.3	2.58
8853	ANGIOCARDIOGRAPHY LT HEART STRUCT	151	1.3	1.22
3722	LT HEART CARD CATH	149	1.3	1.08
6909	OTH D&C UTERUS	132	1.1	0.61
282	TONSILLECTOMY WO ADENOIDECTOMY	116	1.0	0.67
4513	OTH ENDO SM INTESTINE	115	1.0	1.87
4292	DILAT ESOPH	114	1.0	1.18

CPT-4 CODE	CPT-4 DESCRIPTION	#	%	% ALL Hospitals
All CPT-4 Procedures		21,356	100.0	100.0
88305	LEVEL IV - SURG PATH GROSS&MIC E	1,203	5.6	1.89
85025	BLD CNT;CMPL AUTO&AUTO DIFF WBC	928	4.3	1.46
81025	URIN PG TST VISUAL COLR COMPAR M	763	3.6	0.35
62311	INJ 1 NOT NEUROLYTIC-EPID; LUMB/	698	3.3	0.98
80048	BASIC METABOLIC PANEL	634	3.0	1.02
93005	ECG-ROUTINE 12 LEAD; TRACING ONL	575	2.7	0.72
93010	ECG-ROUTINE 12 LEAD; INTRPT & RE	483	2.3	0.36
43239	UGI ENDO; W/BX 1/MX	446	2.1	3.22
88313	SPCL STAIN; GRP II ALL BUT IC/IP	421	2.0	0.40
88304	LEVEL III - SURG PATH GROSS&MIC	409	1.9	0.32
45378	COLONOSCOPY FLEX; DX-SEP PROC	374	1.8	3.53
85610	PROTHROMBIN TIME;	337	1.6	0.79
99201	OFC/OUTPT E&M NEW MINOR 10 MIN	254	1.2	0.51
85027	BLOOD COUNT; COMPLETE AUTOMATIC	230	1.1	0.56
66984	EXTRACAPSULAR CATARACT REMV IOL	217	1.0	1.23
45380	COLONOSCOPY FLEX; W/BX 1/MX	208	1.0	1.47
69436	TYMPANOSTOMY GENERAL ANESTHESIA	198	0.9	1.65
93545	INJ PROC-CATH; SELECT CORONRY AN	195	0.9	0.77
93556	IMAG SUPERVS I&R-CATH; PULM ANGI	195	0.9	0.69
85730	P T T; PLASMA/WHOLE BLOOD	171	0.8	0.41

SOURCE: Utah Ambulatory Surgery Database
 Utah Health Data Committee/Office of Health Care Statistics

AMB ST 1-3

UTAH HOSPITAL AND FREESTANDING AMBULATORY SURGERY CENTER (FASC) UTILIZATION AND CHARGE PROFILE OF OUTPATIENT SURGERY, 2002
 AVERAGE TOTAL CHARGES FOR MOST COMMONLY PERFORMED CPT-4 AND ICD-9 PROCEDURES, SINGLE ICD-9 OR CPT-4 ONLY

142 Ogden Regional Medical Center

ICD-9 CODE	ICD-9 DESCRIPTION	#	AVE TOT CHRG	AVE TOT CHRG (ALL Hospitals)
ICD-9 Procedures		3,287	\$2,818	\$2,254
4523	COLONOSCOPY	344	\$937	\$782
4516	ESOPHAGOGASTRODUODENOSCPY-CLO BX	311	\$1,145	\$938
283	TONSILLECTOMY W/ADENOIDECTOMY	141	\$2,686	\$1,655
4525	CLO [ENDO] BX LG INTESTINE	123	\$1,595	\$1,109
4542	ENDO POLYPECTOMY LG INTESTINE	112	\$1,378	\$1,037
5123	LAP CHOLEY	91	\$6,112	\$4,729
9904	TRANSFUS PACKED CELLS	89	\$1,233	\$1,977
282	TONSILLECTOMY WO ADENOIDECTOMY	84	\$2,755	\$1,956
9929	INJ/INFUS THERAP/PROPHYL SUBSTANCE	64	\$266	\$838
4513	OTH ENDO SM INTESTINE	55	\$843	\$756
8521	LOC EXC LES BREAST	49	\$2,409	\$2,019
0443	RELEASE CARPAL TUNNEL	40	\$2,572	\$1,705
5011	CLO [PERCUT] [NEEDLE] BX LIVER	35	\$1,862	\$1,610
9851	ESWL KIDNEY-URETER &/OR BLADDER	35	\$6,899	\$5,252
8051	EXC INTERVERTEBRAL DISC	34	\$6,236	\$5,470
6629	OTH BIL ENDO DESTRUC FALLOP TUBES	33	\$3,186	\$2,510
6952	ASPIR CURET FOLLOWING DELIV/AB	33	\$2,405	\$1,722
8512	OP BX BREAST	32	\$2,459	\$1,964
9227	IMPLNT/INSRT RADIOACTIVE ELEMENTS	32	\$8,739	\$15,033
8201	EXPLOR TENDON SHEATH HAND	26	\$2,183	\$1,656

CPT-4 CODE	CPT-4 DESCRIPTION	#	AVE TOT CHRG	AVE TOT CHRG (ALL Hospitals)
CPT-4 Procedures		1,886	\$1,493	\$2,003
62311	INJ 1 NOT NEUROLYTIC-EPID; LUMB/	431	\$344	\$489
45378	COLONOSCOPY FLEX; DX-SEP PROC	305	\$901	\$741
66984	EXTRACAPSULAR CATARACT REMV IOL	137	\$3,526	\$2,599
69436	TYMPANOSTOMY GENERAL ANESTHESIA	115	\$1,669	\$934
62310	INJ 1 NOT NEUROLYTIC-EPID;CERV/T	81	\$361	\$639
43239	UGI ENDO; W/BX 1/MX	77	\$901	\$889
42820	T&A; UNDER AGE 12	66	\$2,499	\$1,610
43235	UGI ENDO; DX W/WO CLCT SPECMN-SP	43	\$778	\$661
66821	DISCISSION 2ND CATARACT; LASER S	43	\$182	\$576
27096	INJ SI JNT ARTHRGRPH &/ANES/STER	38	\$377	\$586
64483	INJ ANES EPIDURL; LUMB/SAC 1 LEV	29	\$449	\$735
49505	REPR INIT ING HERNIA 5YR/MORE; R	23	\$3,613	\$2,803
64475	INJ ANES FACET JT; LUMB/SAC-1LEV	23	\$506	\$760
43249	UGI ENDO; W/BALLOON DILAT ESOPHA	18	\$1,548	\$1,111
93660	EVAL CARDIOVASC FUNCT W/TILT TAB	17	\$475	\$498
29881	SCOPE KNEE SURG;W/MENISCECT MED/	13	\$3,832	\$3,358
20680	REMOVAL OF IMPLANT; DEEP	12	\$3,305	\$2,123
42825	TONSILLECT PRIM/SEC; UNDER AGE 1	12	\$2,310	\$1,687
64479	INJ ANES EPIDURL; CERV/THOR 1 LE	12	\$415	\$718
64721	NEUROPLASTY; MEDIAN @ CARPAL TUN	11	\$2,750	\$1,670

SOURCE: Utah Ambulatory Surgery Database
 Utah Health Data Committee/Office of Health Care Statistics

AMB ST 1-4

UTAH HOSPITAL AND FREESTANDING AMBULATORY SURGERY CENTER (FASC) UTILIZATION AND CHARGE PROFILE OF OUTPATIENT SURGERY, 2002
PROCEDURE APG CATEGORY, PROCEDURE APG

142 Ogden Regional Medical Center

Procedure APG category		TOTAL #	TOTAL # (ALL Hospitals)
Procedure APG			
01	INTEGUMENTARY SYSTEM	655	13,519
	002 SUPERFICIAL NEEDLE BIOPSY AND ASPIRATION	139	2,597
	003 COMPLEX INCISION AND DRAINAGE	4	106
	004 SIMPLE INCISION AND DRAINAGE	4	96
	006 SIMPLE DEBRIDEMENT AND DESTRUCTION	30	588
	007 COMPLEX EXCISION, BIOPSY AND DEBRIDEMENT	63	1,731
	008 SIMPLE EXCISION AND BIOPSY	102	1,756
	009 COMPLEX SKIN REPAIRS INCL INTEGUMENT GRAFTS, TRANSFER & REARRANGE	73	1,422
	010 SIMPLE SKIN REPAIR	20	599
	011 SIMPLE INCISION AND EXCISION OF BREAST	184	3,917
	012 BREAST RECONSTRUCTION AND MASTECTOMY	36	671
02	MUSCULOSKELETAL SYSTEM	1,396	42,903
	021 COMPLEX MUSCULOSKELETAL PROCEDURES EXCLUDING HAND AND FOOT	179	5,617
	022 SIMPLE MUSCULOSKELETAL PROCEDURES EXCLUDING HAND AND FOOT	51	1,767
	023 COMPLEX HAND AND FOOT MUSCULOSKELETAL PROCEDURES	75	1,639
	024 SIMPLE HAND AND FOOT MUSCULOSKELETAL PROCEDURES	327	9,596
	025 ARTHROSCOPY	266	17,119
	027 SPLINT, STRAPPING AND CAST REMOVAL	1	113
	028 CLOSED TREATMENT FX & DISLOCATION OF FINGER, TOE & TRUNK	3	35
	029 CLOSED TREATMENT FX & DISLOCATION EXC FINGER, TOE & TRUNK	21	627
	030 OPEN OR PERCUTANEOUS TREATMENT OF FRACTURES	113	2,741
	031 BONE OR JOINT MANIPULATION UNDER ANESTHESIA	7	332
	032 BUNION PROCEDURES	44	1,318
	033 ARTHROPLASTY	38	483
	034 HAND AND FOOT TENOTOMY	5	167
	035 ARTHROCENTESIS AND LIGAMENT OR TENDON INJECTION	266	1,334
03	RESPIRATORY SYSTEM	317	6,869
	051 PULMONARY TESTS	3	212
	052 NEEDLE AND CATHETER BIOPSY, ASPIRATION, LAVAGE AND INTUBATION	56	545
	053 COMPLEX ENDOSCOPY OF THE UPPER AIRWAY	137	4,423
	054 SIMPLE ENDOSCOPY OF THE UPPER AIRWAY	4	329
	055 ENDOSCOPY OF THE LOWER AIRWAY	39	1,188
	057 RESPIRATORY THERAPY	78	172
04	CARDIOVASCULAR SYSTEM	1,310	23,208
	071 EXERCISE TOLERANCE TESTS	1	21
	072 ECHOCARDIOGRAPHY	21	1,224
	074 CARDIAC ELECTROPHYSIOLOGIC TESTS	109	1,977
	075 PLACEMENT OF TRANSVENOUS CATHETERS	46	737
	076 DIAGNOSTIC CARDIAC CATHETERIZATION	979	15,013
	077 ANGIOPLASTY AND TRANSCATHETER PROCEDURES	34	971
	078 PACEMAKER INSERTION AND REPLACEMENT	54	716
	079 REMOVAL AND REVISION OF PACEMAKER AND VASCULAR DEVICE	16	477
	080 MINOR VASCULAR REPAIR AND FISTULA CONSTRUCTION	32	1,191
	081 SECONDARY VARICOSE VEINS AND VASCULAR INJECTION	7	296
	082 VASCULAR LIGATION	10	507
	083 RESUSCITATION AND CARDIOVERSION	1	69

AMB ST 1-4

UTAH HOSPITAL AND FREESTANDING AMBULATORY SURGERY CENTER (FASC) UTILIZATION AND CHARGE PROFILE OF OUTPATIENT SURGERY, 2002
 PROCEDURE APG CATEGORY, PROCEDURE APG

142 Ogden Regional Medical Center

procedure APG category	procedure APG	TOTAL #	TOTAL # (ALL Hospitals)
05	HEMATOLOGIC, LYMPHATIC, AND ENDOCRINE	137	2,265
	091 CHEMOTHERAPY BY EXTENDED INFUSION	1	30
	093 PHLEBOTOMY	1	43
	095 DEEP LYMPH STRUCTURE AND THYROID PROCEDURES	40	1,385
	097 TRANSFUSION	95	757
06	DIGESTIVE SYSTEM	2,259	71,902
	111 ALIMENTARY TESTS AND SIMPLE TUBE PLACEMENT	15	177
	112 ESOPHAGEAL DILATION WITHOUT ENDOSCOPY	45	1,062
	113 ANOSCOPY WITH BIOPSY AND DIAGNOSTIC PROCTOSIGMOIDOSCOPY	8	820
	114 PROCTOSIGMOIDOSCOPY WITH EXCISION OR BIOPSY	7	324
	115 DIAGNOSTIC UPPER GI ENDOSCOPY OR INTUBATION	527	15,392
	116 THERAPEUTIC UPPER GI ENDOSCOPY OR INTUBATION	101	3,826
	117 LOWER GASTROINTESTINAL ENDOSCOPY	779	27,082
	118 ERCP AND MISCELLANEOUS GI ENDOSCOPY PROCEDURES	60	1,441
	119 HERNIA AND HYDROCELE PROCEDURES	196	6,810
	120 COMPLEX ANAL AND RECTAL PROCEDURES	27	815
	121 SIMPLE ANAL AND RECTAL PROCEDURES	22	464
	122 MISCELLANEOUS ABDOMINAL PROCEDURES	12	325
	123 COMPLEX LAPAROSCOPIC PROCEDURES	458	13,216
	124 SIMPLE LAPAROSCOPIC PROCEDURES	2	148
07	URINARY SYSTEM	234	6,921
	131 RENAL EXTRACORPOREAL SHOCK WAVE LITHOTRIPSY	73	705
	133 URINARY CATHETERIZATION AND DILATATION	12	344
	134 COMPLEX CYSTOURETHROSCOPY AND LITHOLAPAXY	71	2,910
	135 MODERATE CYSTOURETHROSCOPY	56	2,121
	136 SIMPLE CYSTOURETHROSCOPY	11	644
	137 COMPLEX URETHRAL PROCEDURES	8	97
	138 SIMPLE URETHRAL PROCEDURES	3	93
08	MALE GENITAL SYSTEM	70	2,946
	151 TESTICULAR AND EPIDIDYMAL PROCEDURES	27	1,341
	152 INSERTION OF PENILE PROSTHESIS	4	50
	153 COMPLEX PENILE PROCEDURES	5	327
	154 SIMPLE PENILE PROCEDURES	16	896
	155 PROSTATE NEEDLE AND PUNCH BIOPSY	18	332
09	FEMALE GENITAL SYSTEM	280	4,976
	173 TREATMENT OF SPONTANEOUS ABORTION	62	417
	176 COMPLEX FEMALE REPRODUCTIVE PROCEDURES	5	675
	177 SIMPLE FEMALE REPRODUCTIVE PROCEDURES	57	1,182
	178 DILATION AND CURETTAGE	31	891
	179 HYSTEROSCOPY	113	1,603
	180 COLPOSCOPY	12	184
10	NERVOUS SYSTEM	1,483	14,776
	195 NERVOUS SYSTEM INJECTIONS, STIMULATIONS OR CRANIAL TAP	1,270	9,554
	196 REVISION AND REMOVAL OF NEUROLOGICAL DEVICE	12	114
	197 NEUROSTIMULATOR AND VENTRICULAR SHUNT IMPLANTATION	20	422
	198 NERVE REPAIR AND DESTRUCTION	153	4,022

AMB ST 1-4

UTAH HOSPITAL AND FREESTANDING AMBULATORY SURGERY CENTER (FASC) UTILIZATION AND CHARGE PROFILE OF OUTPATIENT SURGERY, 2002
 PROCEDURE APG CATEGORY, PROCEDURE APG

142 Ogden Regional Medical Center

procedure APG category	procedure APG	TOTAL #	TOTAL # (ALL Hospitals)
	199 SPINAL TAP	28	496
11	EYE AND OCULAR ADNEXA	370	10,576
	211 MINOR OPHTHALMOLOGICAL TESTS AND PROCEDURES	1	55
	213 LASER EYE PROCEDURES	46	963
	214 CATARACT PROCEDURES	229	4,643
	215 COMPLEX ANTERIOR SEGMENT EYE PROCEDURES	9	485
	216 MODERATE ANTERIOR SEGMENT EYE PROCEDURES	16	313
	217 SIMPLE ANTERIOR SEGMENT EYE PROCEDURES	3	197
	218 COMPLEX POSTERIOR SEGMENT EYE PROCEDURES	9	318
	219 SIMPLE POSTERIOR SEGMENT EYE PROCEDURES	1	173
	220 STRABISMUS AND MUSCLE EYE PROCEDURES	5	716
	221 COMPLEX REPAIR AND PLASTIC PROCEDURES OF EYE	36	694
	222 SIMPLE REPAIR AND PLASTIC PROCEDURES OF EYE	14	441
	223 VITRECTOMY	1	1,578
12	FACIAL, EAR, NOSE, MOUTH AND THROAT	989	28,144
	233 NASAL CAUTERIZATION AND PACKING	15	182
	234 COMPLEX FACIAL AND ENT PROCEDURES	197	4,770
	235 SIMPLE FACIAL AND ENT PROCEDURES	460	15,563
	236 TONSIL AND ADENOID PROCEDURES	317	7,583
13	THERAPUTIC AND OTHER RADIOLOGICAL PROCEDURES	623	5,872
	252 RADIATION THERAPY AND HYPERTHERMIA	21	116
	253 VASCULAR RADIOLOGY EXCEPT FOR VENOGRAPHY OF EXTREMITY	181	1,930
	254 MYELOGRAPHY	140	679
	255 MISCELLANEOUS RADIOLOGICAL PROCEDURES WITH CONTRAST	281	3,147
14	PHYSICAL MEDICINE AND REHABILITATION	92	313
	272 PHYSICAL THERAPY	92	309

AMB ST 1-5

UTAH HOSPITAL AND FREESTANDING AMBULATORY SURGERY CENTER (FASC) UTILIZATION AND CHARGE PROFILE OF OUTPATIENT SURGERY, 2002
 PROCEDURE APG CATEGORY, PROCEDURE APG, SINGLE APG ONLY

142 Ogden Regional Medical Center

Procedure APG category	Procedure APG	TOTAL #	AVE TOT CHRGR	AVE TOT CHRGR(ALL Hospitals)
01	INTEGUMENTARY SYSTEM	19	\$2,988	\$2,141
	007 COMPLEX EXCISION, BIOPSY AND DEBRIDEMENT	2	\$1,643	\$2,263
	008 SIMPLE EXCISION AND BIOPSY	3	\$2,045	\$2,174
	009 COMPLEX SKIN REPAIRS INCL INTEGUMENT GRAFTS, TRANSFER & REARRAN	12	\$3,434	\$2,942
	010 SIMPLE SKIN REPAIR	1	\$2,882	\$2,803
	012 BREAST RECONSTRUCTION AND MASTECTOMY	1	\$3,266	\$3,739
02	MUSCULOSKELETAL SYSTEM	180	\$2,608	\$2,888
	021 COMPLEX MUSCULOSKELETAL PROCEDURES EXCLUDING HAND AND FOOT	18	\$4,315	\$3,672
	022 SIMPLE MUSCULOSKELETAL PROCEDURES EXCLUDING HAND AND FOOT	4	\$3,028	\$2,693
	023 COMPLEX HAND AND FOOT MUSCULOSKELETAL PROCEDURES	9	\$4,070	\$3,163
	024 SIMPLE HAND AND FOOT MUSCULOSKELETAL PROCEDURES	38	\$2,996	\$2,059
	025 ARTHROSCOPY	33	\$4,350	\$3,554
	029 CLOSED TREATMENT FX & DISLOCATION EXC FINGER, TOE & TRUNK	4	\$1,764	\$2,107
	030 OPEN OR PERCUTANEOUS TREATMENT OF FRACTURES	6	\$3,519	\$3,403
	032 BUNION PROCEDURES	10	\$3,222	\$2,827
	033 ARTHROPLASTY	1	\$5,229	\$3,660
	034 HAND AND FOOT TENOTOMY	1	\$1,878	\$1,641
	035 ARTHROCENTESIS AND LIGAMENT OR TENDON INJECTION	56	\$324	\$491
03	RESPIRATORY SYSTEM	3	\$667	\$1,741
	052 NEEDLE AND CATHETER BIOPSY, ASPIRATION, LAVAGE AND INTUBATION	2	\$629	\$785
	055 ENDOSCOPY OF THE LOWER AIRWAY	1	\$742	\$1,469
04	CARDIOVASCULAR SYSTEM	19	\$1,859	\$4,411
	075 PLACEMENT OF TRANSVENOUS CATHETERS	10	\$693	\$1,859
	076 DIAGNOSTIC CARDIAC CATHETERIZATION	1	\$2,839	\$3,200
	077 ANGIOPLASTY AND TRANSCATHETER PROCEDURES	1	\$45	\$5,827
	079 REMOVAL AND REVISION OF PACEMAKER AND VASCULAR DEVICE	1	\$1,820	\$1,908
	080 MINOR VASCULAR REPAIR AND FISTULA CONSTRUCTION	3	\$4,559	\$3,583
	081 SECONDARY VARICOSE VEINS AND VASCULAR INJECTION	3	\$3,339	\$3,224
06	DIGESTIVE SYSTEM	513	\$1,102	\$1,572
	112 ESOPHAGEAL DILATION WITHOUT ENDOSCOPY	9	\$554	\$577
	113 ANOSCOPY WITH BIOPSY AND DIAGNOSTIC PROCTOSIGMOIDOSCOPY	1	\$106	\$592
	115 DIAGNOSTIC UPPER GI ENDOSCOPY OR INTUBATION	121	\$861	\$827
	116 THERAPEUTIC UPPER GI ENDOSCOPY OR INTUBATION	34	\$1,284	\$1,177
	117 LOWER GASTROINTESTINAL ENDOSCOPY	308	\$904	\$860
	119 HERNIA AND HYDROCELE PROCEDURES	31	\$3,590	\$2,637
	120 COMPLEX ANAL AND RECTAL PROCEDURES	4	\$2,580	\$2,094
	121 SIMPLE ANAL AND RECTAL PROCEDURES	1	\$1,626	\$1,884
	122 MISCELLANEOUS ABDOMINAL PROCEDURES	2	\$2,158	\$2,210
	123 COMPLEX LAPAROSCOPIC PROCEDURES	2	\$3,175	\$4,623
07	URINARY SYSTEM	15	\$2,994	\$3,060
	131 RENAL EXTRACORPOREAL SHOCK WAVE LITHOTRIPSY	2	\$4,078	\$4,872
	133 URINARY CATHETERIZATION AND DILATATION	1	\$2,284	\$2,620
	134 COMPLEX CYSTOURETHROSCOPY AND LITHOLAPAXY	2	\$4,086	\$3,123
	135 MODERATE CYSTOURETHROSCOPY	6	\$2,782	\$2,505
	136 SIMPLE CYSTOURETHROSCOPY	1	\$2,231	\$1,505
	137 COMPLEX URETHRAL PROCEDURES	1	\$4,103	\$2,659

AMB ST 1-5

UTAH HOSPITAL AND FREESTANDING AMBULATORY SURGERY CENTER (FASC) UTILIZATION AND CHARGE PROFILE OF OUTPATIENT SURGERY, 2002
 PROCEDURE APG CATEGORY, PROCEDURE APG, SINGLE APG ONLY

142 Ogden Regional Medical Center

procedure APG category	Procedure APG	TOTAL #	AVE TOT CHRGR	AVE TOT CHRGR(ALL Hospitals)
	138 SIMPLE URETHRAL PROCEDURES	2	\$1,638	\$1,774
08	MALE GENITAL SYSTEM	19	\$3,289	\$2,312
	151 TESTICULAR AND EPIDIDYMAL PROCEDURES	5	\$2,589	\$2,147
	152 INSERTION OF PENILE PROSTHESIS	2	\$13,719	\$10,127
	154 SIMPLE PENILE PROCEDURES	12	\$1,842	\$1,239
09	FEMALE GENITAL SYSTEM	6	\$2,123	\$2,440
	177 SIMPLE FEMALE REPRODUCTIVE PROCEDURES	5	\$2,055	\$2,279
	179 HYSTEROSCOPY	1	\$2,463	\$2,869
10	NERVOUS SYSTEM	625	\$613	\$1,212
	195 NERVOUS SYSTEM INJECTIONS, STIMULATIONS OR CRANIAL TAP	596	\$361	\$543
	196 REVISION AND REMOVAL OF NEUROLOGICAL DEVICE	5	\$1,811	\$3,648
	197 NEUROSTIMULATOR AND VENTRICULAR SHUNT IMPLANTATION	6	\$16,540	\$21,111
	198 NERVE REPAIR AND DESTRUCTION	18	\$3,326	\$1,869
11	EYE AND OCULAR ADNEXA	217	\$2,760	\$2,298
	211 MINOR OPHTHALMOLOGICAL TESTS AND PROCEDURES	1	\$1,368	\$1,380
	213 LASER EYE PROCEDURES	45	\$179	\$575
	214 CATARACT PROCEDURES	145	\$3,510	\$2,599
	215 COMPLEX ANTERIOR SEGMENT EYE PROCEDURES	5	\$1,426	\$1,885
	216 MODERATE ANTERIOR SEGMENT EYE PROCEDURES	4	\$2,938	\$1,811
	217 SIMPLE ANTERIOR SEGMENT EYE PROCEDURES	2	\$2,874	\$1,936
	218 COMPLEX POSTERIOR SEGMENT EYE PROCEDURES	3	\$5,586	\$3,487
	220 STRABISMUS AND MUSCLE EYE PROCEDURES	5	\$3,203	\$1,590
	221 COMPLEX REPAIR AND PLASTIC PROCEDURES OF EYE	4	\$4,078	\$2,323
	222 SIMPLE REPAIR AND PLASTIC PROCEDURES OF EYE	3	\$2,258	\$1,230
12	FACIAL, EAR, NOSE, MOUTH AND THROAT	239	\$2,197	\$1,870
	234 COMPLEX FACIAL AND ENT PROCEDURES	14	\$4,946	\$3,757
	235 SIMPLE FACIAL AND ENT PROCEDURES	139	\$1,740	\$1,293
	236 TONSIL AND ADENOID PROCEDURES	86	\$2,489	\$1,733

AMB ST 1-6

UTAH HOSPITAL AND FREESTANDING AMBULATORY SURGERY CENTER (FASC) UTILIZATION AND CHARGE PROFILE OF OUTPATIENT SURGERY, 2002
 NUMBER OF SELECTED AMBULATORY SURGERY PATIENT VISITS BY PATIENT PROFILE

142 Ogden Regional Medical Center

Patient Profile	Patient Visits		Patient Visits-All Hospitals	
	(#)	(%)	(#)	(%)
GENDER				
Female	3,854	55.2	99,046	54.3
Male	3,122	44.8	83,377	45.7
Unknown	0	0.0	1	0.0
Not Reported	0	0.0	3	0.0
AGE				
1-28 days	5	0.1	201	0.1
29-365 days	90	1.3	2,806	1.5
1-4 years	225	3.2	10,230	5.6
5-9	147	2.1	5,477	3.0
10-14	156	2.2	4,621	2.5
15-17	119	1.7	4,481	2.5
18-19	143	2.0	3,763	2.1
20-24	360	5.2	11,153	6.1
25-29	360	5.2	10,390	5.7
30-34	420	6.0	10,476	5.7
35-39	485	7.0	10,951	6.0
40-44	632	9.1	13,202	7.2
45-49	631	9.0	14,095	7.7
50-54	615	8.8	15,731	8.6
55-59	561	8.0	13,738	7.5
60-64	449	6.4	11,970	6.6
65-69	356	5.1	11,268	6.2
70-74	445	6.4	10,407	5.7
75-79	370	5.3	8,832	4.8
80-84	253	3.6	5,577	3.1
85-89	120	1.7	2,334	1.3
90 +	34	0.5	720	0.4
Not Reported	5	0.1	205	0.1
SOURCE OF ADMISSION				
Physician Referral	6,813	97.7	170,677	93.6
Clinic Referral	43	0.6	371	0.2
HMO Referral	2	0.0	163	0.1
Other Hospital	0	0.0	143	0.1
Skilled Nursing Facility	1	0.0	17	0.0
Other Health Care Facility	0	0.0	19	0.0
Emergency Room	117	1.7	3,138	1.7
Court/Law Enforcement	0	0.0	4	0.0
Unknown	0	0.0	3,312	1.8
Not Reported	0	0.0	4,583	2.5

(Continued)

AMB ST 1-6

UTAH HOSPITAL AND FREESTANDING AMBULATORY SURGERY CENTER (FASC) UTILIZATION AND CHARGE PROFILE OF OUTPATIENT SURGERY, 2002
 NUMBER OF SELECTED AMBULATORY SURGERY PATIENT VISITS BY PATIENT PROFILE

142 Ogden Regional Medical Center

Patient Profile	Patient Visits		Patient Visits-All Hospitals	
	(#)	(%)	(#)	(%)
DISCHARGE STATUS				
Home or Self Care	6,955	99.7	181,621	99.6
Another Hospital	1	0.0	132	0.1
Skilled Nursing Facility	11	0.2	207	0.1
Intermediate Care Facility	1	0.0	14	0.0
Another Type of Institution	2	0.0	41	0.0
Under Care of Home Service	6	0.1	184	0.1
Left Against Medical Advice	0	0.0	13	0.0
Under Care of Home IV Provider	0	0.0	8	0.0
Expired	0	0.0	6	0.0
Unknown	0	0.0	189	0.1
Not Reported	0	0.0	12	0.0
PRIMARY PAYER				
Medicare	1,538	22.0	39,406	21.6
Medicaid	298	4.3	12,181	6.7
Other government	31	0.4	2,765	1.5
Blue Cross/Blue Shield	1,291	18.5	25,235	13.8
Other Commercial	334	4.8	17,505	9.6
Managed Care(HMO, PPO)	3,102	44.5	77,069	42.2
Self Pay	67	1.0	2,955	1.6
Industrial & Worker Comp	308	4.4	3,998	2.2
Charity and Unclassified	0	0.0	123	0.1
Childrens Health Insurance	0	0.0	346	0.2
Unknown	7	0.1	703	0.4
Not Reported	0	0.0	141	0.1
LOCAL HEALTH DISTRICT OF PATIENT RESIDENCE				
Bear River	451	6.5	12,345	6.8
Central Utah	1	0.0	6,772	3.7
Davis County	1,411	20.2	19,304	10.6
Salt Lake County	45	0.6	62,264	34.1
Southeastern Utah	1	0.0	4,319	2.4
Southwest Utah	2	0.0	11,788	6.5
Summit County	17	0.2	1,676	0.9
Tooele County	2	0.0	3,248	1.8
Tri-County	8	0.1	4,686	2.6
Utah County	8	0.1	31,011	17.0
Wasatch County	1	0.0	1,317	0.7
Weber County	4,827	69.2	15,685	8.6
Unknown Utah	1	0.0	56	0.0
Outside Utah	201	2.9	7,881	4.3
Unknown, Not Reported	0	0.0	75	0.0

SOURCE: Utah Ambulatory Surgery Database,
 Utah Health Data Committee/Office of Health Care Statistics.

AMB ST 1-1

UTAH HOSPITAL AND FREESTANDING AMBULATORY SURGERY CENTER (FASC) UTILIZATION AND CHARGE PROFILE OF OUTPATIENT SURGERY, 2002
 NUMBER OF CPT-4 AND ICD-9 PROCEDURES BY SELECTED AMBULATORY SURGERY REPORTING CATEGORY

135 Orem Community Hospital

Reporting Category (ICD-9-CM CODES)	Procedures Performed		Procedures Performed-All Hospitals	
	(#)	(%)	(#)	(%)
Reporting Category (ICD-9-CM CODES)	5,928	100.0	300,948	100.0
Mastectomy (85.0-85.99)	39	0.7	6,951	2.3
Musculoskeletal (76.0-84.99)	972	16.4	53,689	17.8
Respiratory (30.0-34.99)	0	0.0	2,595	0.9
Cardiovascular (35.0-39.99)	10	0.2	13,957	4.6
Lymphatic/Hemetic (40.0-41.99)	3	0.1	2,092	0.7
Digestive System (42.0-54.99)	137	2.3	79,482	26.4
Urinary (55.0-59.99)	0	0.0	7,394	2.5
Male Genital (60.0-64.99)	10	0.2	3,824	1.3
Female Genital (65.0-71.99)	291	4.9	12,874	4.3
Endocrine/Nervous (01.0-07.99)	1,163	19.6	19,288	6.4
Eye (08.0-16.99)	58	1.0	19,110	6.3
Ear (18.0-20.99)	44	0.7	14,450	4.8
Nose, Mouth, Pharynx (21.0-29.99)	2,274	38.4	29,272	9.7
Other*	927	15.6	35,970	12.0
Reporting Category (CPT-4 CODES)	6,356	100.0	363,184	100.0
Mastectomy (19120-19220)	15	0.2	3,282	0.9
Musculoskeletal (20000-29909)	1,057	16.6	49,166	13.5
Respiratory (30000-32999)	15	0.2	12,335	3.4
Cardiovascular (33010-37799 & 93501-93660)	9	0.1	30,942	8.5
Lymphatic/Hemetic (38100-38999)	3	0.0	1,669	0.5
Diaphragm (39501-39599)	0	0.0	3	0.0
Digestive System (40490-49999)	2,788	43.9	84,020	23.1
Urinary (50010-53899)	0	0.0	8,260	2.3
Male Genital (54000-55899)	9	0.1	3,300	0.9
Female Genital (56405-58999)	134	2.1	8,683	2.4
Endocrine/Nervous (60000-64999)	1,553	24.4	17,357	4.8
Eye (65091-68899)	28	0.4	10,599	2.9
Ear (69000-69979)	22	0.3	8,100	2.2
Other*	723	11.4	125,468	34.5

SOURCE: Utah Ambulatory Surgery Database

Utah Health Data Committee/Office of Health Care Statistics.

* Procedure falls outside reporting categories.

AMB ST 1-2

UTAH HOSPITAL AND FREESTANDING AMBULATORY SURGERY CENTER (FASC) UTILIZATION AND CHARGE PROFILE OF OUTPATIENT SURGERY, 2002
 MOST COMMONLY PERFORMED CPT-4 AND ICD-9 PROCEDURES

135 Orem Community Hospital

ICD-9 CODE	ICD-9 DESCRIPTION	#	%	% ALL Hospitals
All ICD-9 Procedures		5,928	100.0	100.0
232	RESTORATION TOOTH-FILLING	813	13.7	0.68
2341	APPLIC CROWN	602	10.2	0.62
2370	ROOT CANAL-NOS	530	8.9	0.43
9654	DENTAL SCALING-POLISHING & DEBRID	404	6.8	0.21
9923	INJ STEROID	379	6.4	2.23
0392	INJ OTH AGENT SPINAL CANAL	277	4.7	2.02
2309	EXTRACT OTH TOOTH	243	4.1	0.26
042	DESTRUC CRANIAL & PERIPH NERV	233	3.9	0.13
0391	INJ ANES SPINAL CANAL-ANALGESIA	217	3.7	1.32
0443	RELEASE CARPAL TUNNEL	145	2.4	1.12
0481	INJ ANES PERIPH NERV-ANALGESIA	89	1.5	0.21
0489	INJ NON-NEUROLYTIC PERIPH NERV	83	1.4	0.12
6952	ASPIR CURET FOLLOWING DELIV/AB	81	1.4	0.48
6902	D&C FOLLOWING DELIV/AB	60	1.0	0.24
806	EXC SEMILUNAR CARTILAGE-KNEE	55	0.9	1.56
7751	BUNIONEC SOFT-OSTEOT 1ST METATARS	52	0.9	0.28
8086	OTH LOC EXC/DESTRUC JT LES-KNEE	52	0.9	1.07
8221	EXC LES TENDON SHEATH HAND	43	0.7	0.30
9929	INJ/INFUS THERAP/PROPHYL SUBSTANCE	42	0.7	0.40
2001	MYRINGOTOMY W/INSRT TUBE	38	0.6	3.82

CPT-4 CODE	CPT-4 DESCRIPTION	#	%	% ALL Hospitals
All CPT-4 Procedures		6,356	100.0	100.0
41899	UNLIST PROC DENTOALVEOL STRUCTUR	2,601	40.9	1.31
64623	DESTRUC FACET JT NRV; L/S-EA AD	303	4.8	0.16
64627	DESTRUC FACET NRV; CRV/THOR-EA A	171	2.7	0.06
62311	INJ 1 NOT NEUROLYTIC-EPID; LUMB/	145	2.3	0.98
64622	DESTRUC FACET JT NRV; L/S-1 LEVE	139	2.2	0.08
88305	LEVEL IV - SURG PATH GROSS&MIC E	106	1.7	1.89
64476	INJ ANES FACET JT; LUMB/SAC-EA A	101	1.6	0.23
64472	INJ ANES FACET JT; CERV/THOR-EA	95	1.5	0.06
G0001	ROUTINE VENIPUNCT CLCT SPECIMEN	92	1.4	0.69
64626	DESTRUC FACET NRV; CERV/THOR 1 L	85	1.3	0.03
86901	BLOOD TYPING; RH	83	1.3	0.47
64721	NEUROPLASTY; MEDIAN @ CARPAL TUN	81	1.3	0.60
86900	BLOOD TYPING; ABO	80	1.3	0.36
64483	INJ ANES EPIDURL; LUMB/SAC 1 LEV	69	1.1	0.33
86850	ANTIBDY SCR RBC EA SERUM TECHNIQ	66	1.0	0.24
64475	INJ ANES FACET JT; LUMB/SAC-1LEV	65	1.0	0.23
85027	BLOOD COUNT; COMPLETE AUTOMATIC	54	0.8	0.56
64484	INJ ANES EPIDURL; LUMB/SAC-EA AD	51	0.8	0.04
62310	INJ 1 NOT NEUROLYTIC-EPID;CERV/T	49	0.8	0.14
29877	SCOPE KNEE SURG; DEBRID/SHAVE CA	47	0.7	0.77

SOURCE: Utah Ambulatory Surgery Database
 Utah Health Data Committee/Office of Health Care Statistics

AMB ST 1-3

UTAH HOSPITAL AND FREESTANDING AMBULATORY SURGERY CENTER (FASC) UTILIZATION AND CHARGE PROFILE OF OUTPATIENT SURGERY, 2002
 AVERAGE TOTAL CHARGES FOR MOST COMMONLY PERFORMED CPT-4 AND ICD-9 PROCEDURES, SINGLE ICD-9 OR CPT-4 ONLY

135 Orem Community Hospital

ICD-9 CODE	ICD-9 DESCRIPTION	#	AVE TOT CHRG	AVE TOT CHRG (ALL Hospitals)
ICD-9 Procedures		1,161	\$2,106	\$2,254
042	DESTRUC CRANIAL & PERIPH NERV	223	\$1,557	\$1,695
0443	RELEASE CARPAL TUNNEL	77	\$1,268	\$1,705
232	RESTORATION TOOTH-FILLING	62	\$1,211	\$1,396
8221	EXC LES TENDON SHEATH HAND	35	\$1,359	\$1,707
6952	ASPIR CURET FOLLOWING DELIV/AB	33	\$1,453	\$1,722
0531	INJ ANES SYMPATHETIC NERV-ANALGES	27	\$1,081	\$859
8201	EXPLOR TENDON SHEATH HAND	27	\$1,200	\$1,656
7751	BUNIONEC SOFT-OSTEOT 1ST METATARS	23	\$2,631	\$2,849
0391	INJ ANES SPINAL CANAL-ANALGESIA	22	\$1,293	\$964
5421	LAPAROSCOPY	22	\$2,787	\$2,959
6909	OTH D&C UTERUS	22	\$1,349	\$1,868
806	EXC SEMILUNAR CARTILAGE-KNEE	19	\$2,464	\$3,545
282	TONSILLECTOMY WO ADENOIDECTOMY	18	\$1,306	\$1,956
7933	OP REDUC W/INT FIX-CARP-METACARP	18	\$2,410	\$3,333
0393	INSRT/REPLCMT SPINAL NEUROSTIM	16	\$14,547	\$19,338
7914	CLO REDUC W/INT FIX-PHALANGES HAND	15	\$1,604	\$2,171
283	TONSILLECTOMY W/ADENOIDECTOMY	14	\$1,260	\$1,655
0407	OTH EXC/AVUL CRANIAL & PERIPH NERV	13	\$1,622	\$1,812
7913	CLO REDUC-/INT FIX-CARP-METACARP	13	\$1,628	\$2,254
8339	EXC LES OTH SOFT TISS	13	\$1,817	\$2,281

CPT-4 CODE	CPT-4 DESCRIPTION	#	AVE TOT CHRG	AVE TOT CHRG (ALL Hospitals)
CPT-4 Procedures		1,189	\$1,845	\$2,003
62311	INJ 1 NOT NEUROLYTIC-EPID; LUMB/	142	\$849	\$489
41899	UNLIST PROC DENTOALVEOL STRUCTUR	72	\$1,233	\$1,813
64721	NEUROPLASTY; MEDIAN @ CARPAL TUN	65	\$1,164	\$1,670
62310	INJ 1 NOT NEUROLYTIC-EPID;CERV/T	47	\$1,178	\$639
29848	ENDO WRST SURG REL TRNS CARP LIG	35	\$1,604	\$1,969
66984	EXTRACAPSULAR CATARACT REMV IOL	28	\$1,367	\$2,599
28296	HALLUX VALGUS; W/METATARSAL OSTE	26	\$2,731	\$2,823
25111	EXCISION OF GANGLION WRIST; PRIM	25	\$1,351	\$1,726
58120	DILATION & CURET DX &/ THERAPEUT	23	\$1,383	\$1,627
49320	LAP-ABD DX-W/O SPECMN-SEP PROC	22	\$2,787	\$3,020
64483	INJ ANES EPIDURL; LUMB/SAC 1 LEV	20	\$1,099	\$735
20680	REMOVAL OF IMPLANT; DEEP	19	\$2,391	\$2,123
26055	TENDON SHEATH INCISION	18	\$1,091	\$1,550
27096	INJ SI JNT ARTHRGRPH &/ANES/STER	18	\$1,092	\$586
29881	SCOPE KNEE SURG;W/MENISCECT MED/	18	\$2,460	\$3,358
42826	TONSILLECTOMY PRIM/SEC; AGE 12/O	16	\$1,317	\$2,061
47563	LAPARSCPY SURG; CHOLECT W/CHOLAN	15	\$4,235	\$4,959
64520	INJECTION ANES AGT; LUMBAR/THOR	14	\$1,050	\$949
64510	INJECTION ANES AGT; STELLATE GAN	13	\$1,131	\$644
29826	SCOPE SHOULDER; DECOMP SUBACROM	12	\$3,334	\$4,689

SOURCE: Utah Ambulatory Surgery Database
 Utah Health Data Committee/Office of Health Care Statistics

AMB ST 1-4

UTAH HOSPITAL AND FREESTANDING AMBULATORY SURGERY CENTER (FASC) UTILIZATION AND CHARGE PROFILE OF OUTPATIENT SURGERY, 2002
PROCEDURE APG CATEGORY, PROCEDURE APG

135 Orem Community Hospital

Procedure APG category	Procedure APG	TOTAL #	TOTAL # (ALL Hospitals)
01	INTEGUMENTARY SYSTEM	111	13,519
	002 SUPERFICIAL NEEDLE BIOPSY AND ASPIRATION	1	2,597
	006 SIMPLE DEBRIDEMENT AND DESTRUCTION	2	588
	007 COMPLEX EXCISION, BIOPSY AND DEBRIDEMENT	54	1,731
	008 SIMPLE EXCISION AND BIOPSY	19	1,756
	009 COMPLEX SKIN REPAIRS INCL INTEGUMENT GRAFTS, TRANSFER & REARRANGE	10	1,422
	010 SIMPLE SKIN REPAIR	6	599
	011 SIMPLE INCISION AND EXCISION OF BREAST	14	3,917
	012 BREAST RECONSTRUCTION AND MASTECTOMY	5	671
02	MUSCULOSKELETAL SYSTEM	999	42,903
	021 COMPLEX MUSCULOSKELETAL PROCEDURES EXCLUDING HAND AND FOOT	89	5,617
	022 SIMPLE MUSCULOSKELETAL PROCEDURES EXCLUDING HAND AND FOOT	22	1,767
	023 COMPLEX HAND AND FOOT MUSCULOSKELETAL PROCEDURES	38	1,639
	024 SIMPLE HAND AND FOOT MUSCULOSKELETAL PROCEDURES	347	9,596
	025 ARTHROSCOPY	249	17,119
	028 CLOSED TREATMENT FX & DISLOCATION OF FINGER, TOE & TRUNK	1	35
	029 CLOSED TREATMENT FX & DISLOCATION EXC FINGER, TOE & TRUNK	8	627
	030 OPEN OR PERCUTANEOUS TREATMENT OF FRACTURES	107	2,741
	031 BONE OR JOINT MANIPULATION UNDER ANESTHESIA	5	332
	032 BUNION PROCEDURES	66	1,318
	033 ARTHROPLASTY	20	483
	034 HAND AND FOOT TENOTOMY	7	167
	035 ARTHROCENTESIS AND LIGAMENT OR TENDON INJECTION	40	1,334
04	CARDIOVASCULAR SYSTEM	10	23,208
	079 REMOVAL AND REVISION OF PACEMAKER AND VASCULAR DEVICE	1	477
	080 MINOR VASCULAR REPAIR AND FISTULA CONSTRUCTION	1	1,191
	081 SECONDARY VARICOSE VEINS AND VASCULAR INJECTION	1	296
	082 VASCULAR LIGATION	6	507
	083 RESUSCITATION AND CARDIOVERSION	1	69
05	HEMATOLOGIC, LYMPHATIC, AND ENDOCRINE	3	2,265
	092 CHEMOTHERAPY EXCEPT BY EXTENDED INFUSION	1	30
	095 DEEP LYMPH STRUCTURE AND THYROID PROCEDURES	2	1,385
06	DIGESTIVE SYSTEM	182	71,902
	119 HERNIA AND HYDROCELE PROCEDURES	27	6,810
	120 COMPLEX ANAL AND RECTAL PROCEDURES	3	815
	121 SIMPLE ANAL AND RECTAL PROCEDURES	1	464
	122 MISCELLANEOUS ABDOMINAL PROCEDURES	2	325
	123 COMPLEX LAPAROSCOPIC PROCEDURES	148	13,216
	124 SIMPLE LAPAROSCOPIC PROCEDURES	1	148
08	MALE GENITAL SYSTEM	7	2,946
	151 TESTICULAR AND EPIDIDYMAL PROCEDURES	5	1,341
	154 SIMPLE PENILE PROCEDURES	2	896
09	FEMALE GENITAL SYSTEM	70	4,976
	176 COMPLEX FEMALE REPRODUCTIVE PROCEDURES	5	675
	177 SIMPLE FEMALE REPRODUCTIVE PROCEDURES	28	1,182
	178 DILATION AND CURETTAGE	25	891

AMB ST 1-4

UTAH HOSPITAL AND FREESTANDING AMBULATORY SURGERY CENTER (FASC) UTILIZATION AND CHARGE PROFILE OF OUTPATIENT SURGERY, 2002
 PROCEDURE APG CATEGORY, PROCEDURE APG

135 Orem Community Hospital

procedure APG category	procedure APG	TOTAL #	TOTAL # (ALL Hospitals)
	179 HYSTEROSCOPY	10	1,603
	180 COLPOSCOPY	2	184
10	NERVOUS SYSTEM	1,551	14,776
	195 NERVOUS SYSTEM INJECTIONS, STIMULATIONS OR CRANIAL TAP	1,139	9,554
	196 REVISION AND REMOVAL OF NEUROLOGICAL DEVICE	18	114
	197 NEUROSTIMULATOR AND VENTRICULAR SHUNT IMPLANTATION	32	422
	198 NERVE REPAIR AND DESTRUCTION	362	4,022
11	EYE AND OCULAR ADNEXA	28	10,576
	214 CATARACT PROCEDURES	28	4,643
12	FACIAL, EAR, NOSE, MOUTH AND THROAT	2,700	28,144
	232 OTORHINOLARYNGOLOGIC FUNCTION TESTS	1	3
	233 NASAL CAUTERIZATION AND PACKING	1	182
	234 COMPLEX FACIAL AND ENT PROCEDURES	19	4,770
	235 SIMPLE FACIAL AND ENT PROCEDURES	2,638	15,563
	236 TONSIL AND ADENOID PROCEDURES	41	7,583

AMB ST 1-5

UTAH HOSPITAL AND FREESTANDING AMBULATORY SURGERY CENTER (FASC) UTILIZATION AND CHARGE PROFILE OF OUTPATIENT SURGERY, 2002
 PROCEDURE APG CATEGORY, PROCEDURE APG, SINGLE APG ONLY

135 Orem Community Hospital

Procedure APG category	Procedure APG	TOTAL #	AVE TOT CHRGR	AVE TOT CHRGR(ALL Hospitals)
01	INTEGUMENTARY SYSTEM	32	\$1,710	\$2,141
	007 COMPLEX EXCISION, BIOPSY AND DEBRIDEMENT	24	\$1,653	\$2,263
	009 COMPLEX SKIN REPAIRS INCL INTEGUMENT GRAFTS, TRANSFER & REARRAN	1	\$1,846	\$2,942
	011 SIMPLE INCISION AND EXCISION OF BREAST	6	\$1,636	\$1,987
	012 BREAST RECONSTRUCTION AND MASTECTOMY	1	\$3,389	\$3,739
02	MUSCULOSKELETAL SYSTEM	448	\$2,136	\$2,888
	021 COMPLEX MUSCULOSKELETAL PROCEDURES EXCLUDING HAND AND FOOT	39	\$2,792	\$3,672
	022 SIMPLE MUSCULOSKELETAL PROCEDURES EXCLUDING HAND AND FOOT	12	\$1,897	\$2,693
	023 COMPLEX HAND AND FOOT MUSCULOSKELETAL PROCEDURES	15	\$2,265	\$3,163
	024 SIMPLE HAND AND FOOT MUSCULOSKELETAL PROCEDURES	145	\$1,756	\$2,059
	025 ARTHROSCOPY	99	\$2,505	\$3,554
	028 CLOSED TREATMENT FX & DISLOCATION OF FINGER, TOE & TRUNK	1	\$1,266	\$1,528
	029 CLOSED TREATMENT FX & DISLOCATION EXC FINGER, TOE & TRUNK	8	\$1,016	\$2,107
	030 OPEN OR PERCUTANEOUS TREATMENT OF FRACTURES	62	\$2,080	\$3,403
	032 BUNION PROCEDURES	32	\$2,863	\$2,827
	033 ARTHROPLASTY	10	\$3,111	\$3,660
	035 ARTHROCENTESIS AND LIGAMENT OR TENDON INJECTION	25	\$1,104	\$491
04	CARDIOVASCULAR SYSTEM	5	\$2,280	\$4,411
	080 MINOR VASCULAR REPAIR AND FISTULA CONSTRUCTION	1	\$2,448	\$3,583
	082 VASCULAR LIGATION	4	\$2,238	\$3,615
05	HEMATOLOGIC, LYMPHATIC, AND ENDOCRINE	1	\$1,406	\$2,960
	095 DEEP LYMPH STRUCTURE AND THYROID PROCEDURES	1	\$1,406	\$3,516
06	DIGESTIVE SYSTEM	110	\$3,001	\$1,572
	119 HERNIA AND HYDROCELE PROCEDURES	12	\$2,039	\$2,637
	120 COMPLEX ANAL AND RECTAL PROCEDURES	2	\$1,337	\$2,094
	122 MISCELLANEOUS ABDOMINAL PROCEDURES	2	\$3,373	\$2,210
	123 COMPLEX LAPAROSCOPIC PROCEDURES	93	\$3,172	\$4,623
	124 SIMPLE LAPAROSCOPIC PROCEDURES	1	\$1,206	\$6,301
08	MALE GENITAL SYSTEM	1	\$950	\$2,312
	154 SIMPLE PENILE PROCEDURES	1	\$950	\$1,239
09	FEMALE GENITAL SYSTEM	45	\$1,504	\$2,440
	176 COMPLEX FEMALE REPRODUCTIVE PROCEDURES	3	\$1,890	\$3,888
	177 SIMPLE FEMALE REPRODUCTIVE PROCEDURES	14	\$1,173	\$2,279
	178 DILATION AND CURETTAGE	23	\$1,383	\$1,640
	179 HYSTEROSCOPY	5	\$2,756	\$2,869
10	NERVOUS SYSTEM	363	\$1,306	\$1,212
	195 NERVOUS SYSTEM INJECTIONS, STIMULATIONS OR CRANIAL TAP	271	\$980	\$543
	196 REVISION AND REMOVAL OF NEUROLOGICAL DEVICE	8	\$6,015	\$3,648
	197 NEUROSTIMULATOR AND VENTRICULAR SHUNT IMPLANTATION	4	\$15,029	\$21,111
	198 NERVE REPAIR AND DESTRUCTION	80	\$1,251	\$1,869
11	EYE AND OCULAR ADNEXA	28	\$1,367	\$2,298
	214 CATARACT PROCEDURES	28	\$1,367	\$2,599
12	FACIAL, EAR, NOSE, MOUTH AND THROAT	128	\$1,273	\$1,870
	234 COMPLEX FACIAL AND ENT PROCEDURES	5	\$3,270	\$3,757
	235 SIMPLE FACIAL AND ENT PROCEDURES	91	\$1,158	\$1,293

SOURCE: Utah Ambulatory Surgery Database
 Utah Health Data Committee/Office of Health Care Statistics

AMB ST 1-6

UTAH HOSPITAL AND FREESTANDING AMBULATORY SURGERY CENTER (FASC) UTILIZATION AND CHARGE PROFILE OF OUTPATIENT SURGERY, 2002
 NUMBER OF SELECTED AMBULATORY SURGERY PATIENT VISITS BY PATIENT PROFILE

135 Orem Community Hospital

Patient Profile	Patient Visits		Patient Visits-All Hospitals	
	(#)	(%)	(#)	(%)
GENDER				
Female	1,635	57.1	99,046	54.3
Male	1,229	42.9	83,377	45.7
Unknown	0	0.0	1	0.0
Not Reported	0	0.0	3	0.0
AGE				
1-28 days	0	0.0	201	0.1
29-365 days	8	0.3	2,806	1.5
1-4 years	713	24.9	10,230	5.6
5-9	186	6.5	5,477	3.0
10-14	60	2.1	4,621	2.5
15-17	72	2.5	4,481	2.5
18-19	68	2.4	3,763	2.1
20-24	207	7.2	11,153	6.1
25-29	198	6.9	10,390	5.7
30-34	200	7.0	10,476	5.7
35-39	143	5.0	10,951	6.0
40-44	214	7.5	13,202	7.2
45-49	222	7.8	14,095	7.7
50-54	146	5.1	15,731	8.6
55-59	120	4.2	13,738	7.5
60-64	97	3.4	11,970	6.6
65-69	69	2.4	11,268	6.2
70-74	51	1.8	10,407	5.7
75-79	41	1.4	8,832	4.8
80-84	31	1.1	5,577	3.1
85-89	14	0.5	2,334	1.3
90 +	4	0.1	720	0.4
Not Reported	0	0.0	205	0.1
SOURCE OF ADMISSION				
Physician Referral	2,848	99.4	170,677	93.6
Clinic Referral	2	0.1	371	0.2
HMO Referral	0	0.0	163	0.1
Other Hospital	0	0.0	143	0.1
Skilled Nursing Facility	0	0.0	17	0.0
Other Health Care Facility	0	0.0	19	0.0
Emergency Room	14	0.5	3,138	1.7
Court/Law Enforcement	0	0.0	4	0.0
Unknown	0	0.0	3,312	1.8
Not Reported	0	0.0	4,583	2.5

(Continued)

AMB ST 1-6

UTAH HOSPITAL AND FREESTANDING AMBULATORY SURGERY CENTER (FASC) UTILIZATION AND CHARGE PROFILE OF OUTPATIENT SURGERY, 2002
 NUMBER OF SELECTED AMBULATORY SURGERY PATIENT VISITS BY PATIENT PROFILE

135 Orem Community Hospital

Patient Profile	Patient Visits		Patient Visits-All Hospitals	
	(#)	(%)	(#)	(%)
DISCHARGE STATUS				
Home or Self Care	2,843	99.3	181,621	99.6
Another Hospital	3	0.1	132	0.1
Skilled Nursing Facility	1	0.0	207	0.1
Intermediate Care Facility	0	0.0	14	0.0
Another Type of Institution	0	0.0	41	0.0
Under Care of Home Service	2	0.1	184	0.1
Left Against Medical Advice	0	0.0	13	0.0
Under Care of Home IV Provider	0	0.0	8	0.0
Expired	0	0.0	6	0.0
Unknown	15	0.5	189	0.1
Not Reported	0	0.0	12	0.0
PRIMARY PAYER				
Medicare	256	8.9	39,406	21.6
Medicaid	631	22.0	12,181	6.7
Other government	8	0.3	2,765	1.5
Blue Cross/Blue Shield	167	5.8	25,235	13.8
Other Commercial	199	6.9	17,505	9.6
Managed Care(HMO, PPO)	1,510	52.7	77,069	42.2
Self Pay	13	0.5	2,955	1.6
Industrial & Worker Comp	45	1.6	3,998	2.2
Charity and Unclassified	2	0.1	123	0.1
Childrens Health Insurance	1	0.0	346	0.2
Unknown	32	1.1	703	0.4
Not Reported	0	0.0	141	0.1
LOCAL HEALTH DISTRICT OF PATIENT RESIDENCE				
Bear River	3	0.1	12,345	6.8
Central Utah	177	6.2	6,772	3.7
Davis County	12	0.4	19,304	10.6
Salt Lake County	372	13.0	62,264	34.1
Southeastern Utah	53	1.9	4,319	2.4
Southwest Utah	6	0.2	11,788	6.5
Summit County	1	0.0	1,676	0.9
Tooele County	14	0.5	3,248	1.8
Tri-County	14	0.5	4,686	2.6
Utah County	2,146	74.9	31,011	17.0
Wasatch County	23	0.8	1,317	0.7
Weber County	14	0.5	15,685	8.6
Unknown Utah	2	0.1	56	0.0
Outside Utah	27	0.9	7,881	4.3
Unknown, Not Reported	0	0.0	75	0.0

SOURCE: Utah Ambulatory Surgery Database,
 Utah Health Data Committee/Office of Health Care Statistics.

AMB ST 1-1

UTAH HOSPITAL AND FREESTANDING AMBULATORY SURGERY CENTER (FASC) UTILIZATION AND CHARGE PROFILE OF OUTPATIENT SURGERY, 2002
 NUMBER OF CPT-4 AND ICD-9 PROCEDURES BY SELECTED AMBULATORY SURGERY REPORTING CATEGORY

126 Pioneer Valley Hospital

Reporting Category (ICD-9-CM CODES)	Procedures Performed		Procedures Performed-All Hospitals	
	(#)	(%)	(#)	(%)
Reporting Category (ICD-9-CM CODES)	9,826	100.0	300,948	100.0
Mastectomy (85.0-85.99)	134	1.4	6,951	2.3
Musculoskeletal (76.0-84.99)	1,639	16.7	53,689	17.8
Respiratory (30.0-34.99)	50	0.5	2,595	0.9
Cardiovascular (35.0-39.99)	65	0.7	13,957	4.6
Lymphatic/Hemetic (40.0-41.99)	31	0.3	2,092	0.7
Digestive System (42.0-54.99)	2,583	26.3	79,482	26.4
Urinary (55.0-59.99)	31	0.3	7,394	2.5
Male Genital (60.0-64.99)	18	0.2	3,824	1.3
Female Genital (65.0-71.99)	242	2.5	12,874	4.3
Endocrine/Nervous (01.0-07.99)	976	9.9	19,288	6.4
Eye (08.0-16.99)	893	9.1	19,110	6.3
Ear (18.0-20.99)	613	6.2	14,450	4.8
Nose, Mouth, Pharynx (21.0-29.99)	1,838	18.7	29,272	9.7
Other*	713	7.3	35,970	12.0
Reporting Category (CPT-4 CODES)	7,127	100.0	363,184	100.0
Mastectomy (19120-19220)	63	0.9	3,282	0.9
Musculoskeletal (20000-29909)	1,403	19.7	49,166	13.5
Respiratory (30000-32999)	615	8.6	12,335	3.4
Cardiovascular (33010-37799 & 93501-93660)	154	2.2	30,942	8.5
Lymphatic/Hemetic (38100-38999)	20	0.3	1,669	0.5
Diaphragm (39501-39599)	0	0.0	3	0.0
Digestive System (40490-49999)	2,242	31.5	84,020	23.1
Urinary (50010-53899)	151	2.1	8,260	2.3
Male Genital (54000-55899)	8	0.1	3,300	0.9
Female Genital (56405-58999)	142	2.0	8,683	2.4
Endocrine/Nervous (60000-64999)	526	7.4	17,357	4.8
Eye (65091-68899)	365	5.1	10,599	2.9
Ear (69000-69979)	264	3.7	8,100	2.2
Other*	1,174	16.5	125,468	34.5

SOURCE: Utah Ambulatory Surgery Database

Utah Health Data Committee/Office of Health Care Statistics.

* Procedure falls outside reporting categories.

AMB ST 1-2

UTAH HOSPITAL AND FREESTANDING AMBULATORY SURGERY CENTER (FASC) UTILIZATION AND CHARGE PROFILE OF OUTPATIENT SURGERY, 2002
 MOST COMMONLY PERFORMED CPT-4 AND ICD-9 PROCEDURES

126 Pioneer Valley Hospital

ICD-9 CODE	ICD-9 DESCRIPTION	#	%	% ALL Hospitals
All ICD-9 Procedures		9,826	100.0	100.0
4523	COLONOSCOPY	770	7.8	4.95
4516	ESOPHAGOGASTRODUODENOSCPY-CLO BX	538	5.5	4.22
2001	MYRINGOTOMY W/INSRT TUBE	530	5.4	3.82
1371	IOL PROSTH-CATARACT EXTRACT-1-STAGE	417	4.2	1.56
1341	PHACOEMULSIFICATION-ASPIR CATARACT	411	4.2	1.53
9923	INJ STEROID	324	3.3	2.23
0391	INJ ANES SPINAL CANAL-ANALGESIA	301	3.1	1.32
0392	INJ OTH AGENT SPINAL CANAL	301	3.1	2.02
4542	ENDO POLYPECTOMY LG INTESTINE	292	3.0	2.58
2341	APPLIC CROWN	247	2.5	0.62
283	TONSILLECTOMY W/ADENOIDECTOMY	215	2.2	1.61
2169	OTH TURBINECTOMY	197	2.0	0.65
2188	OTH SEPTOPLASTY	182	1.9	0.55
0443	RELEASE CARPAL TUNNEL	180	1.8	1.12
5123	LAP CHOLEY	173	1.8	1.92
806	EXC SEMILUNAR CARTILAGE-KNEE	153	1.6	1.56
2370	ROOT CANAL-NOS	150	1.5	0.43
4513	OTH ENDO SM INTESTINE	143	1.5	1.87
4525	CLO [ENDO] BX LG INTESTINE	137	1.4	1.85
8201	EXPLOR TENDON SHEATH HAND	116	1.2	0.31

CPT-4 CODE	CPT-4 DESCRIPTION	#	%	% ALL Hospitals
All CPT-4 Procedures		7,127	100.0	100.0
45378	COLONOSCOPY FLEX; DX-SEP PROC	588	8.3	3.53
43239	UGI ENDO; W/BX 1/MX	390	5.5	3.22
66984	EXTRACAPSULAR CATARACT REMV IOL	331	4.6	1.23
45385	COLONOSCOPY FLEX; W/REMV LES-SNA	231	3.2	2.05
62311	INJ 1 NOT NEUROLYTIC-EPID; LUMB/	217	3.0	0.98
69436	TYMPANOSTOMY GENERAL ANESTHESIA	208	2.9	1.65
69990	MICSURG TECHNIQUES RQR USE OP MI	194	2.7	0.54
30140	SUBMUCOS RES TURBINATE PART/CMPL	160	2.2	0.45
30520	SEPTOPLASTY/SUBMUCOS RES W/GFT	150	2.1	0.61
64721	NEUROPLASTY; MEDIAN @ CARPAL TUN	125	1.8	0.60
47562	LAPAROSCOPY SURGICAL; CHOLECT	113	1.6	0.63
45380	COLONOSCOPY FLEX; W/BX 1/MX	112	1.6	1.47
A4646	LO OSM CONTR MAT 300-399MG IODIN	111	1.6	0.13
J2250	INJECTION MIDAZOLAM HCL PER 1 MG	108	1.5	0.04
42820	T&A; UNDER AGE 12	107	1.5	1.02
J2175	INJECTION MEPERIDINE HCL PER 100	106	1.5	0.03
29881	SCOPE KNEE SURG;W/MENISCECT MED/	103	1.4	0.99
50394	INJ PROC PYELOGRAPHY-NEPHROST TU	102	1.4	0.12
43235	UGI ENDO; DX W/VO CLCT SPECMN-SP	95	1.3	0.99
74415	UROGRAPHY DRIP&/BOLUS; W/NEPHROT	95	1.3	0.03

SOURCE: Utah Ambulatory Surgery Database
 Utah Health Data Committee/Office of Health Care Statistics

AMB ST 1-3

UTAH HOSPITAL AND FREESTANDING AMBULATORY SURGERY CENTER (FASC) UTILIZATION AND CHARGE PROFILE OF OUTPATIENT SURGERY, 2002
 AVERAGE TOTAL CHARGES FOR MOST COMMONLY PERFORMED CPT-4 AND ICD-9 PROCEDURES, SINGLE ICD-9 OR CPT-4 ONLY

126 Pioneer Valley Hospital

ICD-9 CODE	ICD-9 DESCRIPTION	#	AVE TOT CHR	AVE TOT CHR (ALL Hospitals)
ICD-9 Procedures		3,499	\$3,119	\$2,254
4523	COLONOSCOPY	668	\$1,417	\$782
4516	ESOPHAGOGASTRODUODENOSCPY-CLO BX	364	\$1,453	\$938
4542	ENDO POLYPECTOMY LG INTESTINE	233	\$1,944	\$1,037
283	TONSILLECTOMY W/ADENOIDECTOMY	189	\$2,809	\$1,655
5123	LAP CHOLEY	134	\$7,617	\$4,729
4525	CLO [ENDO] BX LG INTESTINE	106	\$1,723	\$1,109
0443	RELEASE CARPAL TUNNEL	89	\$2,274	\$1,705
806	EXC SEMILUNAR CARTILAGE-KNEE	85	\$5,744	\$3,545
4513	OTH ENDO SM INTESTINE	77	\$1,144	\$756
8832	CONTRAST ARTHROGRAM	48	\$1,230	\$1,075
4836	[ENDO] POLYPECTOMY RECTUM	45	\$1,826	\$1,034
8521	LOC EXC LES BREAST	45	\$2,681	\$2,019
7863	REMOV IMPLNT DEVICE-RADIUS & ULNA	44	\$3,348	\$2,230
282	TONSILLECTOMY WO ADENOIDECTOMY	43	\$2,837	\$1,956
6622	BIL ENDO LIG-DIVIS FALLOPIAN TUBES	43	\$4,842	\$3,548
8201	EXPLOR TENDON SHEATH HAND	43	\$2,767	\$1,656
5304	UNILAT REPR INDIRECT ING HERN-GFT	30	\$4,047	\$2,917
2171	CLO REDUC NASAL FX	29	\$2,101	\$1,584
5303	UNILAT REPR DIRECT ING HERN-GFT	29	\$3,999	\$3,023
6902	D&C FOLLOWING DELIV/AB	29	\$2,939	\$1,984

CPT-4 CODE	CPT-4 DESCRIPTION	#	AVE TOT CHR	AVE TOT CHR (ALL Hospitals)
CPT-4 Procedures		3,080	\$3,287	\$2,003
45378	COLONOSCOPY FLEX; DX-SEP PROC	430	\$1,425	\$741
66984	EXTRACAPSULAR CATARACT REMV IOL	331	\$4,453	\$2,599
43239	UGI ENDO; W/BX 1/MX	276	\$1,476	\$889
62311	INJ 1 NOT NEUROLYTIC-EPID; LUMB/	216	\$1,186	\$489
45385	COLONOSCOPY FLEX; W/REMV LES-SNA	199	\$1,949	\$947
47562	LAPAROSCOPY SURGICAL; CHOLECT	103	\$7,680	\$4,941
42820	T&A; UNDER AGE 12	91	\$2,692	\$1,610
45380	COLONOSCOPY FLEX; W/BX 1/MX	87	\$1,763	\$1,052
29881	SCOPE KNEE SURG;W/MENISCECT MED/	66	\$5,827	\$3,358
64721	NEUROPLASTY; MEDIAN @ CARPAL TUN	64	\$2,288	\$1,670
43235	UGI ENDO; DX W/WO CLCT SPECMN-SP	51	\$1,164	\$661
20680	REMOVAL OF IMPLANT; DEEP	46	\$4,165	\$2,123
42821	T&A; AGE 12 OR OVER	44	\$3,468	\$1,830
49505	REPR INIT ING HERNIA 5YR/MORE; R	44	\$3,945	\$2,803
19120	EXC BRST CYST TUMR/LES OPN M/F 1	42	\$2,724	\$1,911
58671	LAP SURG; W/OCCLUS OVIDUCTS-DEVI	33	\$5,023	\$3,184
42826	TONSILLECTOMY PRIM/SEC; AGE 12/O	26	\$2,984	\$2,061
21320	CLOS TX NASL BONE FRACTURE; W/ST	22	\$2,152	\$1,618
29826	SCOPE SHOULDER; DECOMP SUBACROM	22	\$7,726	\$4,689
69631	TYMP NO MASTOIDEA; NO OSSICUL CH	22	\$5,220	\$3,463

SOURCE: Utah Ambulatory Surgery Database
 Utah Health Data Committee/Office of Health Care Statistics

AMB ST 1-4

UTAH HOSPITAL AND FREESTANDING AMBULATORY SURGERY CENTER (FASC) UTILIZATION AND CHARGE PROFILE OF OUTPATIENT SURGERY, 2002
PROCEDURE APG CATEGORY, PROCEDURE APG

126 Pioneer Valley Hospital

Procedure APG category	Procedure APG	TOTAL #	TOTAL # (ALL Hospitals)
01	INTEGUMENTARY SYSTEM	211	13,519
	002 SUPERFICIAL NEEDLE BIOPSY AND ASPIRATION	26	2,597
	003 COMPLEX INCISION AND DRAINAGE	3	106
	004 SIMPLE INCISION AND DRAINAGE	1	96
	006 SIMPLE DEBRIDEMENT AND DESTRUCTION	5	588
	007 COMPLEX EXCISION, BIOPSY AND DEBRIDEMENT	30	1,731
	008 SIMPLE EXCISION AND BIOPSY	50	1,756
	009 COMPLEX SKIN REPAIRS INCL INTEGUMENT GRAFTS, TRANSFER & REARRANGE	11	1,422
	010 SIMPLE SKIN REPAIR	4	599
	011 SIMPLE INCISION AND EXCISION OF BREAST	80	3,917
	012 BREAST RECONSTRUCTION AND MASTECTOMY	1	671
02	MUSCULOSKELETAL SYSTEM	1,252	42,903
	021 COMPLEX MUSCULOSKELETAL PROCEDURES EXCLUDING HAND AND FOOT	175	5,617
	022 SIMPLE MUSCULOSKELETAL PROCEDURES EXCLUDING HAND AND FOOT	77	1,767
	023 COMPLEX HAND AND FOOT MUSCULOSKELETAL PROCEDURES	67	1,639
	024 SIMPLE HAND AND FOOT MUSCULOSKELETAL PROCEDURES	358	9,596
	025 ARTHROSCOPY	382	17,119
	027 SPLINT, STRAPPING AND CAST REMOVAL	1	113
	028 CLOSED TREATMENT FX & DISLOCATION OF FINGER, TOE & TRUNK	1	35
	029 CLOSED TREATMENT FX & DISLOCATION EXC FINGER, TOE & TRUNK	8	627
	030 OPEN OR PERCUTANEOUS TREATMENT OF FRACTURES	59	2,741
	031 BONE OR JOINT MANIPULATION UNDER ANESTHESIA	6	332
	032 BUNION PROCEDURES	50	1,318
	033 ARTHROPLASTY	16	483
	034 HAND AND FOOT TENOTOMY	2	167
	035 ARTHROCENTESIS AND LIGAMENT OR TENDON INJECTION	50	1,334
03	RESPIRATORY SYSTEM	319	6,869
	051 PULMONARY TESTS	20	212
	052 NEEDLE AND CATHETER BIOPSY, ASPIRATION, LAVAGE AND INTUBATION	26	545
	053 COMPLEX ENDOSCOPY OF THE UPPER AIRWAY	236	4,423
	054 SIMPLE ENDOSCOPY OF THE UPPER AIRWAY	7	329
	055 ENDOSCOPY OF THE LOWER AIRWAY	15	1,188
	057 RESPIRATORY THERAPY	15	172
04	CARDIOVASCULAR SYSTEM	89	23,208
	075 PLACEMENT OF TRANSVENOUS CATHETERS	19	737
	076 DIAGNOSTIC CARDIAC CATHETERIZATION	50	15,013
	077 ANGIOPLASTY AND TRANSCATHETER PROCEDURES	4	971
	078 PACEMAKER INSERTION AND REPLACEMENT	7	716
	079 REMOVAL AND REVISION OF PACEMAKER AND VASCULAR DEVICE	5	477
	080 MINOR VASCULAR REPAIR AND FISTULA CONSTRUCTION	1	1,191
	081 SECONDARY VARICOSE VEINS AND VASCULAR INJECTION	1	296
	083 RESUSCITATION AND CARDIOVERSION	2	69
05	HEMATOLOGIC, LYMPHATIC, AND ENDOCRINE	50	2,265
	095 DEEP LYMPH STRUCTURE AND THYROID PROCEDURES	30	1,385
	097 TRANSFUSION	20	757
06	DIGESTIVE SYSTEM	1,981	71,902

AMB ST 1-4

UTAH HOSPITAL AND FREESTANDING AMBULATORY SURGERY CENTER (FASC) UTILIZATION AND CHARGE PROFILE OF OUTPATIENT SURGERY, 2002
 PROCEDURE APG CATEGORY, PROCEDURE APG

126 Pioneer Valley Hospital

procedure APG category	procedure APG	TOTAL #	TOTAL # (ALL Hospitals)
	111 ALIMENTARY TESTS AND SIMPLE TUBE PLACEMENT	22	177
	112 ESOPHAGEAL DILATION WITHOUT ENDOSCOPY	24	1,062
	113 ANOSCOPY WITH BIOPSY AND DIAGNOSTIC PROCTOSIGMOIDOSCOPY	8	820
	114 PROCTOSIGMOIDOSCOPY WITH EXCISION OR BIOPSY	4	324
	115 DIAGNOSTIC UPPER GI ENDOSCOPY OR INTUBATION	490	15,392
	116 THERAPEUTIC UPPER GI ENDOSCOPY OR INTUBATION	36	3,826
	117 LOWER GASTROINTESTINAL ENDOSCOPY	976	27,082
	118 ERCP AND MISCELLANEOUS GI ENDOSCOPY PROCEDURES	20	1,441
	119 HERNIA AND HYDROCELE PROCEDURES	112	6,810
	120 COMPLEX ANAL AND RECTAL PROCEDURES	13	815
	121 SIMPLE ANAL AND RECTAL PROCEDURES	5	464
	122 MISCELLANEOUS ABDOMINAL PROCEDURES	2	325
	123 COMPLEX LAPAROSCOPIC PROCEDURES	265	13,216
	124 SIMPLE LAPAROSCOPIC PROCEDURES	4	148
07	URINARY SYSTEM	29	6,921
	134 COMPLEX CYSTOURETHROSCOPY AND LITHOLAPAXY	17	2,910
	135 MODERATE CYSTOURETHROSCOPY	10	2,121
	136 SIMPLE CYSTOURETHROSCOPY	1	644
	138 SIMPLE URETHRAL PROCEDURES	1	93
08	MALE GENITAL SYSTEM	4	2,946
	151 TESTICULAR AND EPIDIDYMAL PROCEDURES	3	1,341
	154 SIMPLE PENILE PROCEDURES	1	896
09	FEMALE GENITAL SYSTEM	74	4,976
	172 PROCEDURES FOR PREGNANCY AND NEONATAL CARE	2	16
	173 TREATMENT OF SPONTANEOUS ABORTION	2	417
	176 COMPLEX FEMALE REPRODUCTIVE PROCEDURES	6	675
	177 SIMPLE FEMALE REPRODUCTIVE PROCEDURES	18	1,182
	178 DILATION AND CURETTAGE	25	891
	179 HYSTEROSCOPY	20	1,603
	180 COLPOSCOPY	1	184
10	NERVOUS SYSTEM	485	14,776
	191 EXTENDED EEG STUDIES	1	128
	195 NERVOUS SYSTEM INJECTIONS, STIMULATIONS OR CRANIAL TAP	239	9,554
	198 NERVE REPAIR AND DESTRUCTION	243	4,022
	199 SPINAL TAP	2	496
11	EYE AND OCULAR ADNEXA	364	10,576
	211 MINOR OPHTHALMOLOGICAL TESTS AND PROCEDURES	1	55
	213 LASER EYE PROCEDURES	15	963
	214 CATARACT PROCEDURES	331	4,643
	215 COMPLEX ANTERIOR SEGMENT EYE PROCEDURES	7	485
	217 SIMPLE ANTERIOR SEGMENT EYE PROCEDURES	7	197
	220 STRABISMUS AND MUSCLE EYE PROCEDURES	2	716
	222 SIMPLE REPAIR AND PLASTIC PROCEDURES OF EYE	1	441
12	FACIAL, EAR, NOSE, MOUTH AND THROAT	924	28,144
	232 OTORHINOLARYNGOLOGIC FUNCTION TESTS	1	3
	233 NASAL CAUTERIZATION AND PACKING	2	182

AMB ST 1-4

UTAH HOSPITAL AND FREESTANDING AMBULATORY SURGERY CENTER (FASC) UTILIZATION AND CHARGE PROFILE OF OUTPATIENT SURGERY, 2002
 PROCEDURE APG CATEGORY, PROCEDURE APG

126 Pioneer Valley Hospital

procedure APG category	procedure APG	TOTAL #	TOTAL # (ALL Hospitals)
	234 COMPLEX FACIAL AND ENT PROCEDURES	207	4,770
	235 SIMPLE FACIAL AND ENT PROCEDURES	475	15,563
	236 TONSIL AND ADENOID PROCEDURES	239	7,583
13	THERAPUTIC AND OTHER RADIOLOGICAL PROCEDURES	379	5,872
	253 VASCULAR RADIOLOGY EXCEPT FOR VENOGRAPHY OF EXTREMITY	6	1,930
	254 MYELOGRAPHY	2	679
	255 MISCELLANEOUS RADIOLOGICAL PROCEDURES WITH CONTRAST	371	3,147
14	PHYSICAL MEDICINE AND REHABILITATION	9	313
	272 PHYSICAL THERAPY	9	309

AMB ST 1-5

UTAH HOSPITAL AND FREESTANDING AMBULATORY SURGERY CENTER (FASC) UTILIZATION AND CHARGE PROFILE OF OUTPATIENT SURGERY, 2002
 PROCEDURE APG CATEGORY, PROCEDURE APG, SINGLE APG ONLY

126 Pioneer Valley Hospital

Procedure APG category	Procedure APG	TOTAL #	AVE TOT CHRGR	AVE TOT CHRGR(ALL Hospitals)
01	INTEGUMENTARY SYSTEM	94	\$2,952	\$2,141
	002 SUPERFICIAL NEEDLE BIOPSY AND ASPIRATION	13	\$1,749	\$1,559
	003 COMPLEX INCISION AND DRAINAGE	2	\$4,823	\$2,578
	004 SIMPLE INCISION AND DRAINAGE	1	\$2,395	\$2,119
	006 SIMPLE DEBRIDEMENT AND DESTRUCTION	1	\$4,266	\$1,861
	007 COMPLEX EXCISION, BIOPSY AND DEBRIDEMENT	6	\$3,601	\$2,263
	008 SIMPLE EXCISION AND BIOPSY	26	\$3,520	\$2,174
	009 COMPLEX SKIN REPAIRS INCL INTEGUMENT GRAFTS, TRANSFER & REARRAN	2	\$2,567	\$2,942
	011 SIMPLE INCISION AND EXCISION OF BREAST	42	\$2,724	\$1,987
	012 BREAST RECONSTRUCTION AND MASTECTOMY	1	\$5,729	\$3,739
02	MUSCULOSKELETAL SYSTEM	450	\$5,490	\$2,888
	021 COMPLEX MUSCULOSKELETAL PROCEDURES EXCLUDING HAND AND FOOT	42	\$7,444	\$3,672
	022 SIMPLE MUSCULOSKELETAL PROCEDURES EXCLUDING HAND AND FOOT	16	\$3,902	\$2,693
	023 COMPLEX HAND AND FOOT MUSCULOSKELETAL PROCEDURES	9	\$5,907	\$3,163
	024 SIMPLE HAND AND FOOT MUSCULOSKELETAL PROCEDURES	159	\$3,735	\$2,059
	025 ARTHROSCOPY	139	\$6,923	\$3,554
	027 SPLINT, STRAPPING AND CAST REMOVAL	1	\$146	\$433
	028 CLOSED TREATMENT FX & DISLOCATION OF FINGER, TOE & TRUNK	1	\$2,501	\$1,528
	029 CLOSED TREATMENT FX & DISLOCATION EXC FINGER, TOE & TRUNK	8	\$2,749	\$2,107
	030 OPEN OR PERCUTANEOUS TREATMENT OF FRACTURES	48	\$6,487	\$3,403
	032 BUNION PROCEDURES	20	\$5,691	\$2,827
	033 ARTHROPLASTY	4	\$6,483	\$3,660
	034 HAND AND FOOT TENOTOMY	1	\$3,798	\$1,641
	035 ARTHROCENTESIS AND LIGAMENT OR TENDON INJECTION	2	\$3,210	\$491
03	RESPIRATORY SYSTEM	39	\$3,343	\$1,741
	052 NEEDLE AND CATHETER BIOPSY, ASPIRATION, LAVAGE AND INTUBATION	7	\$1,711	\$785
	053 COMPLEX ENDOSCOPY OF THE UPPER AIRWAY	17	\$5,353	\$3,025
	054 SIMPLE ENDOSCOPY OF THE UPPER AIRWAY	1	\$2,470	\$1,300
	055 ENDOSCOPY OF THE LOWER AIRWAY	14	\$1,781	\$1,469
04	CARDIOVASCULAR SYSTEM	19	\$5,955	\$4,411
	075 PLACEMENT OF TRANSVENOUS CATHETERS	12	\$1,630	\$1,859
	077 ANGIOPLASTY AND TRANSCATHETER PROCEDURES	1	\$6,906	\$5,827
	078 PACEMAKER INSERTION AND REPLACEMENT	3	\$26,213	\$22,791
	079 REMOVAL AND REVISION OF PACEMAKER AND VASCULAR DEVICE	1	\$1,250	\$1,908
	080 MINOR VASCULAR REPAIR AND FISTULA CONSTRUCTION	1	\$5,107	\$3,583
	081 SECONDARY VARICOSE VEINS AND VASCULAR INJECTION	1	\$1,693	\$3,224
05	HEMATOLOGIC, LYMPHATIC, AND ENDOCRINE	36	\$4,176	\$2,960
	095 DEEP LYMPH STRUCTURE AND THYROID PROCEDURES	18	\$6,648	\$3,516
	097 TRANSFUSION	18	\$1,703	\$2,051
06	DIGESTIVE SYSTEM	1,431	\$2,563	\$1,572
	113 ANOSCOPY WITH BIOPSY AND DIAGNOSTIC PROCTOSIGMOIDOSCOPY	7	\$1,540	\$592
	114 PROCTOSIGMOIDOSCOPY WITH EXCISION OR BIOPSY	4	\$933	\$671
	115 DIAGNOSTIC UPPER GI ENDOSCOPY OR INTUBATION	328	\$1,426	\$827
	116 THERAPEUTIC UPPER GI ENDOSCOPY OR INTUBATION	26	\$1,674	\$1,177
	117 LOWER GASTROINTESTINAL ENDOSCOPY	738	\$1,624	\$860
	118 ERCP AND MISCELLANEOUS GI ENDOSCOPY PROCEDURES	20	\$2,639	\$2,194

AMB ST 1-5

UTAH HOSPITAL AND FREESTANDING AMBULATORY SURGERY CENTER (FASC) UTILIZATION AND CHARGE PROFILE OF OUTPATIENT SURGERY, 2002
 PROCEDURE APG CATEGORY, PROCEDURE APG, SINGLE APG ONLY

126 Pioneer Valley Hospital

procedure APG category	Procedure APG	TOTAL #	AVE TOT CHRGR	AVE TOT CHRGR(ALL Hospitals)
	119 HERNIA AND HYDROCELE PROCEDURES	73	\$3,735	\$2,637
	120 COMPLEX ANAL AND RECTAL PROCEDURES	11	\$3,757	\$2,094
	121 SIMPLE ANAL AND RECTAL PROCEDURES	3	\$2,232	\$1,884
	122 MISCELLANEOUS ABDOMINAL PROCEDURES	2	\$1,516	\$2,210
	123 COMPLEX LAPAROSCOPIC PROCEDURES	219	\$7,156	\$4,623
07	URINARY SYSTEM	8	\$4,733	\$3,060
	134 COMPLEX CYSTOURETHROSCOPY AND LITHOLAPAXY	4	\$5,555	\$3,123
	135 MODERATE CYSTOURETHROSCOPY	4	\$3,911	\$2,505
08	MALE GENITAL SYSTEM	1	\$4,094	\$2,312
	151 TESTICULAR AND EPIDIDYMAL PROCEDURES	1	\$4,094	\$2,147
09	FEMALE GENITAL SYSTEM	26	\$3,935	\$2,440
	177 SIMPLE FEMALE REPRODUCTIVE PROCEDURES	16	\$4,080	\$2,279
	178 DILATION AND CURETTAGE	5	\$2,574	\$1,640
	179 HYSTEROSCOPY	5	\$4,830	\$2,869
10	NERVOUS SYSTEM	307	\$1,663	\$1,212
	195 NERVOUS SYSTEM INJECTIONS, STIMULATIONS OR CRANIAL TAP	222	\$1,164	\$543
	198 NERVE REPAIR AND DESTRUCTION	83	\$3,010	\$1,869
	199 SPINAL TAP	2	\$1,083	\$857
11	EYE AND OCULAR ADNEXA	357	\$4,225	\$2,298
	213 LASER EYE PROCEDURES	15	\$489	\$575
	214 CATARACT PROCEDURES	331	\$4,453	\$2,599
	215 COMPLEX ANTERIOR SEGMENT EYE PROCEDURES	4	\$1,315	\$1,885
	217 SIMPLE ANTERIOR SEGMENT EYE PROCEDURES	6	\$3,320	\$1,936
	222 SIMPLE REPAIR AND PLASTIC PROCEDURES OF EYE	1	\$1,886	\$1,230
12	FACIAL, EAR, NOSE, MOUTH AND THROAT	267	\$3,225	\$1,870
	233 NASAL CAUTERIZATION AND PACKING	1	\$3,626	\$1,788
	234 COMPLEX FACIAL AND ENT PROCEDURES	32	\$5,846	\$3,757
	235 SIMPLE FACIAL AND ENT PROCEDURES	59	\$2,724	\$1,293
	236 TONSIL AND ADENOID PROCEDURES	175	\$2,912	\$1,733
13	THERAPUTIC AND OTHER RADIOLOGICAL PROCEDURES	4	\$910	\$1,631
	255 MISCELLANEOUS RADIOLOGICAL PROCEDURES WITH CONTRAST	4	\$910	\$949

AMB ST 1-6

UTAH HOSPITAL AND FREESTANDING AMBULATORY SURGERY CENTER (FASC) UTILIZATION AND CHARGE PROFILE OF OUTPATIENT SURGERY, 2002
 NUMBER OF SELECTED AMBULATORY SURGERY PATIENT VISITS BY PATIENT PROFILE

126 Pioneer Valley Hospital

Patient Profile	Patient Visits		Patient Visits-All Hospitals	
	(#)	(%)	(#)	(%)
GENDER				
Female	3,357	55.2	99,046	54.3
Male	2,729	44.8	83,377	45.7
Unknown	0	0.0	1	0.0
Not Reported	0	0.0	3	0.0
AGE				
1-28 days	0	0.0	201	0.1
29-365 days	76	1.2	2,806	1.5
1-4 years	322	5.3	10,230	5.6
5-9	157	2.6	5,477	3.0
10-14	124	2.0	4,621	2.5
15-17	133	2.2	4,481	2.5
18-19	111	1.8	3,763	2.1
20-24	303	5.0	11,153	6.1
25-29	362	5.9	10,390	5.7
30-34	402	6.6	10,476	5.7
35-39	422	6.9	10,951	6.0
40-44	453	7.4	13,202	7.2
45-49	468	7.7	14,095	7.7
50-54	548	9.0	15,731	8.6
55-59	439	7.2	13,738	7.5
60-64	411	6.8	11,970	6.6
65-69	440	7.2	11,268	6.2
70-74	387	6.4	10,407	5.7
75-79	277	4.6	8,832	4.8
80-84	157	2.6	5,577	3.1
85-89	81	1.3	2,334	1.3
90 +	12	0.2	720	0.4
Not Reported	1	0.0	205	0.1
SOURCE OF ADMISSION				
Physician Referral	6,071	99.8	170,677	93.6
Clinic Referral	0	0.0	371	0.2
HMO Referral	3	0.0	163	0.1
Other Hospital	0	0.0	143	0.1
Skilled Nursing Facility	0	0.0	17	0.0
Other Health Care Facility	0	0.0	19	0.0
Emergency Room	11	0.2	3,138	1.7
Court/Law Enforcement	1	0.0	4	0.0
Unknown	0	0.0	3,312	1.8
Not Reported	0	0.0	4,583	2.5

(Continued)

AMB ST 1-6

UTAH HOSPITAL AND FREESTANDING AMBULATORY SURGERY CENTER (FASC) UTILIZATION AND CHARGE PROFILE OF OUTPATIENT SURGERY, 2002
 NUMBER OF SELECTED AMBULATORY SURGERY PATIENT VISITS BY PATIENT PROFILE

126 Pioneer Valley Hospital

Patient Profile	Patient Visits		Patient Visits-All Hospitals	
	(#)	(%)	(#)	(%)
DISCHARGE STATUS				
Home or Self Care	6,074	99.8	181,621	99.6
Another Hospital	2	0.0	132	0.1
Skilled Nursing Facility	1	0.0	207	0.1
Intermediate Care Facility	0	0.0	14	0.0
Another Type of Institution	2	0.0	41	0.0
Under Care of Home Service	5	0.1	184	0.1
Left Against Medical Advice	2	0.0	13	0.0
Under Care of Home IV Provider	0	0.0	8	0.0
Expired	0	0.0	6	0.0
Unknown	0	0.0	189	0.1
Not Reported	0	0.0	12	0.0
PRIMARY PAYER				
Medicare	1,364	22.4	39,406	21.6
Medicaid	565	9.3	12,181	6.7
Other government	42	0.7	2,765	1.5
Blue Cross/Blue Shield	982	16.1	25,235	13.8
Other Commercial	950	15.6	17,505	9.6
Managed Care(HMO, PPO)	1,933	31.8	77,069	42.2
Self Pay	74	1.2	2,955	1.6
Industrial & Worker Comp	153	2.5	3,998	2.2
Charity and Unclassified	0	0.0	123	0.1
Childrens Health Insurance	0	0.0	346	0.2
Unknown	23	0.4	703	0.4
Not Reported	0	0.0	141	0.1
LOCAL HEALTH DISTRICT OF PATIENT RESIDENCE				
Bear River	7	0.1	12,345	6.8
Central Utah	15	0.2	6,772	3.7
Davis County	73	1.2	19,304	10.6
Salt Lake County	5,493	90.3	62,264	34.1
Southeastern Utah	8	0.1	4,319	2.4
Southwest Utah	1	0.0	11,788	6.5
Summit County	12	0.2	1,676	0.9
Tooele County	355	5.8	3,248	1.8
Tri-County	7	0.1	4,686	2.6
Utah County	45	0.7	31,011	17.0
Wasatch County	4	0.1	1,317	0.7
Weber County	16	0.3	15,685	8.6
Unknown Utah	0	0.0	56	0.0
Outside Utah	50	0.8	7,881	4.3
Unknown, Not Reported	0	0.0	75	0.0

SOURCE: Utah Ambulatory Surgery Database,
 Utah Health Data Committee/Office of Health Care Statistics.

AMB ST 1-1

UTAH HOSPITAL AND FREESTANDING AMBULATORY SURGERY CENTER (FASC) UTILIZATION AND CHARGE PROFILE OF OUTPATIENT SURGERY, 2002
 NUMBER OF CPT-4 AND ICD-9 PROCEDURES BY SELECTED AMBULATORY SURGERY REPORTING CATEGORY

122 Primary Children's Medical Center

Reporting Category (ICD-9-CM CODES)	Procedures Performed		Procedures Performed-All Hospitals	
	(#)	(%)	(#)	(%)
Reporting Category (ICD-9-CM CODES)	14,248	100.0	300,948	100.0
Mastectomy (85.0-85.99)	5	0.0	6,951	2.3
Musculoskeletal (76.0-84.99)	1,577	11.1	53,689	17.8
Respiratory (30.0-34.99)	452	3.2	2,595	0.9
Cardiovascular (35.0-39.99)	643	4.5	13,957	4.6
Lymphatic/Hemetic (40.0-41.99)	210	1.5	2,092	0.7
Digestive System (42.0-54.99)	1,381	9.7	79,482	26.4
Urinary (55.0-59.99)	417	2.9	7,394	2.5
Male Genital (60.0-64.99)	848	6.0	3,824	1.3
Female Genital (65.0-71.99)	38	0.3	12,874	4.3
Endocrine/Nervous (01.0-07.99)	465	3.3	19,288	6.4
Eye (08.0-16.99)	831	5.8	19,110	6.3
Ear (18.0-20.99)	2,544	17.9	14,450	4.8
Nose, Mouth, Pharynx (21.0-29.99)	3,481	24.4	29,272	9.7
Other*	1,356	9.5	35,970	12.0
Reporting Category (CPT-4 CODES)	15,587	100.0	363,184	100.0
Mastectomy (19120-19220)	4	0.0	3,282	0.9
Musculoskeletal (20000-29909)	1,611	10.3	49,166	13.5
Respiratory (30000-32999)	649	4.2	12,335	3.4
Cardiovascular (33010-37799 & 93501-93660)	1,101	7.1	30,942	8.5
Lymphatic/Hemetic (38100-38999)	150	1.0	1,669	0.5
Diaphragm (39501-39599)	0	0.0	3	0.0
Digestive System (40490-49999)	3,306	21.2	84,020	23.1
Urinary (50010-53899)	199	1.3	8,260	2.3
Male Genital (54000-55899)	947	6.1	3,300	0.9
Female Genital (56405-58999)	30	0.2	8,683	2.4
Endocrine/Nervous (60000-64999)	298	1.9	17,357	4.8
Eye (65091-68899)	669	4.3	10,599	2.9
Ear (69000-69979)	1,338	8.6	8,100	2.2
Other*	5,285	33.9	125,468	34.5

SOURCE: Utah Ambulatory Surgery Database

Utah Health Data Committee/Office of Health Care Statistics.

* Procedure falls outside reporting categories.

AMB ST 1-2
 UTAH HOSPITAL AND FREESTANDING AMBULATORY SURGERY CENTER (FASC) UTILIZATION AND CHARGE PROFILE OF OUTPATIENT SURGERY, 2002
 MOST COMMONLY PERFORMED CPT-4 AND ICD-9 PROCEDURES

122 Primary Children's Medical Center

ICD-9 CODE	ICD-9 DESCRIPTION	#	%	% ALL Hospitals
All ICD-9 Procedures		14,248	100.0	100.0
2001	MYRINGOTOMY W/INSRT TUBE	2,189	15.4	3.82
283	TONSILLECTOMY W/ADENOIDECTOMY	698	4.9	1.61
2341	APPLIC CROWN	587	4.1	0.62
232	RESTORATION TOOTH-FILLING	564	4.0	0.68
1511	RECESSION 1 EXTRAOCULAR MUSC	357	2.5	0.24
4516	ESOPHAGOGASTRODUODENOSCPY-CLO BX	326	2.3	4.22
640	CIRCUMCISION	326	2.3	0.28
2309	EXTRACT OTH TOOTH	266	1.9	0.26
3723	COMBO RT & LT HEART CARD CATH	260	1.8	0.51
2370	ROOT CANAL-NOS	246	1.7	0.43
0392	INJ OTH AGENT SPINAL CANAL	221	1.6	2.02
9925	INJ/INFUS CANCER CHEMO SUBSTANCE	207	1.5	0.08
3142	LARYNGOSCOPY & OTH TRACHEOSCOPY	204	1.4	0.13
5845	REPR HYPOSPADIAS/EPISPADIAS	193	1.4	0.07
625	ORCHIOPEXY	193	1.4	0.12
5300	UNILAT REPR ING HERN-NOS	181	1.3	0.13
286	ADENOIDECTOMY WO TONSILLECTOMY	179	1.3	0.35
2349	OTH DENTAL RESTORATION	161	1.1	0.09
4131	BX BONE MARROW	160	1.1	0.14
0331	SPINAL TAP	154	1.1	0.16

CPT-4 CODE	CPT-4 DESCRIPTION	#	%	% ALL Hospitals
All CPT-4 Procedures		15,587	100.0	100.0
69436	TYMPANOSTOMY GENERAL ANESTHESIA	1,123	7.2	1.65
69990	MICSURG TECHNIQUES RQR USE OP MI	1,029	6.6	0.54
41899	UNLIST PROC DENTOALVEOL STRUCTUR	779	5.0	1.31
J2405	INJECTION ONDANSETRON HCL PER 1	778	5.0	1.76
J3010	INJECTION FENTANYL CITRATE 0.1 M	694	4.5	1.51
42820	T&A; UNDER AGE 12	649	4.2	1.02
J2765	INJ METOCLOPRAMIDE HCL TO 10 MG	586	3.8	1.06
43239	UGI ENDO; W/BX 1/MX	320	2.1	3.22
54161	CIRC NO CLAMP/DORSL SLIT; NOT N	260	1.7	0.16
20680	REMOVAL OF IMPLANT; DEEP	257	1.6	0.57
67311	STRABISMUS SURG; 1 HORIZONTAL MU	206	1.3	0.12
42830	ADENOIDECTOMY PRIMARY; UNDER AGE	167	1.1	0.26
93531	RT & RETRO LT HRT CATH-CONGEN AN	159	1.0	0.05
54640	ORCHIPXY ING APPRCH W/WO HERN RE	157	1.0	0.07
62270	SPINAL PUNCTURE LUMBAR DIAGNOSTI	157	1.0	0.13
49500	REPR INIT ING HERNIA 6MO-<5YR; R	153	1.0	0.08
54322	1 STAGE DSTL REPR; W/SMPL MEATL	143	0.9	0.04
93556	IMAG SUPERVS I&R-CATH; PULM ANGI	142	0.9	0.69
68811	PROBE NASOLACRIM DUCT; REQ GEN A	141	0.9	0.10
49505	REPR INIT ING HERNIA 5YR/MORE; R	114	0.7	0.79

SOURCE: Utah Ambulatory Surgery Database
 Utah Health Data Committee/Office of Health Care Statistics

AMB ST 1-3

UTAH HOSPITAL AND FREESTANDING AMBULATORY SURGERY CENTER (FASC) UTILIZATION AND CHARGE PROFILE OF OUTPATIENT SURGERY, 2002
 AVERAGE TOTAL CHARGES FOR MOST COMMONLY PERFORMED CPT-4 AND ICD-9 PROCEDURES, SINGLE ICD-9 OR CPT-4 ONLY

122 Primary Children's Medical Center

ICD-9 CODE	ICD-9 DESCRIPTION	#	AVE TOT CHRG	AVE TOT CHRG (ALL Hospitals)
ICD-9 Procedures		3,803	\$1,583	\$2,254
283	TONSILLECTOMY W/ADENOIDECTOMY	526	\$1,184	\$1,655
4516	ESOPHAGOGASTRODUODENOSCPY-CLO BX	288	\$1,203	\$938
640	CIRCUMCISION	197	\$1,203	\$1,259
5845	REPR HYPOSPADIAS/EPISPADIAS	160	\$1,767	\$1,797
7911	CLO REDUC FX W/INT FIX-HUMERUS	117	\$2,124	\$2,600
7865	REMOV IMPLNT DEVICE-FEM	96	\$1,711	\$2,257
5300	UNILAT REPR ING HERN-NOS	89	\$1,374	\$1,873
625	ORCHIOPEXY	82	\$1,432	\$1,624
0331	SPINAL TAP	74	\$353	\$934
4131	BX BONE MARROW	73	\$1,216	\$1,570
5302	UNILAT REPR INDIRECT ING HERN	64	\$1,339	\$2,061
282	TONSILLECTOMY WO ADENOIDECTOMY	59	\$1,177	\$1,956
5349	OTH UMB HERNIORRHAPHY	55	\$1,290	\$2,059
153	>=2 EXTRAOC MUSC-TEMP DETCH-1/BOTH	50	\$1,430	\$1,643
232	RESTORATION TOOTH-FILLING	48	\$1,625	\$1,396
5310	BILAT REPR ING HERN-NOS	48	\$1,550	\$1,880
3142	LARYNGOSCOPY & OTH TRACHEOSCOPY	46	\$1,078	\$1,257
631	EXC VARICOCELE-HYDROCELE SPERM CORD	43	\$1,239	\$1,998
7867	REMOV IMPLNT DEVICE-TIBIA & FIB	38	\$1,527	\$2,168
4525	CLO [ENDO] BX LG INTESTINE	37	\$1,639	\$1,109

CPT-4 CODE	CPT-4 DESCRIPTION	#	AVE TOT CHRG	AVE TOT CHRG (ALL Hospitals)
CPT-4 Procedures		3,479	\$1,524	\$2,003
41899	UNLIST PROC DENTOALVEOL STRUCTUR	571	\$1,964	\$1,813
43239	UGI ENDO; W/BX 1/MX	248	\$1,151	\$889
42820	T&A; UNDER AGE 12	244	\$1,151	\$1,610
54161	CIRC NO CLAMP/DORSL SLIT; NOT N	129	\$1,195	\$1,569
69436	TYMPANOSTOMY GENERAL ANESTHESIA	116	\$712	\$934
20680	REMOVAL OF IMPLANT; DEEP	109	\$1,519	\$2,123
89051	CELL CT MISC FLUIDS NOT BLD; W/D	84	\$202	\$202
54322	1 STAGE DSTL REPR; W/SMPL MEATL	79	\$1,709	\$1,699
67311	STRABISMUS SURG; 1 HORIZONTAL MU	76	\$1,383	\$1,607
62270	SPINAL PUNCTURE LUMBAR DIAGNOSTI	73	\$229	\$861
49500	REPR INIT ING HERNIA 6MO-<5YR; R	68	\$1,319	\$1,732
54640	ORCHIPXY ING APPRCH W/WO HERN RE	64	\$1,378	\$1,632
49505	REPR INIT ING HERNIA 5YR/MORE; R	50	\$1,353	\$2,803
24538	PERQ FIX SPRCOND FX W/WO EXTENSI	49	\$2,031	\$2,414
45380	COLONOSCOPY FLEX; W/BX 1/MX	41	\$1,579	\$1,052
38221	BONE MARROW; BIOPSY NEEDLE/TROCA	38	\$1,156	\$1,412
49580	REPR UMBILIC HERNIA <5YR; REDUCI	37	\$1,263	\$1,414
49495	REP ING HERN FULL TERM <6 MO; RD	35	\$1,453	\$1,850
68811	PROBE NASOLACRIM DUCT; REQ GEN A	31	\$932	\$773
55500	EXC HYDROCEL SPERM CRD UNI-SEP P	29	\$1,195	\$1,663

SOURCE: Utah Ambulatory Surgery Database
 Utah Health Data Committee/Office of Health Care Statistics

AMB ST 1-4

UTAH HOSPITAL AND FREESTANDING AMBULATORY SURGERY CENTER (FASC) UTILIZATION AND CHARGE PROFILE OF OUTPATIENT SURGERY, 2002
 PROCEDURE APG CATEGORY, PROCEDURE APG

122 Primary Children's Medical Center

Procedure APG category		TOTAL #	TOTAL # (ALL Hospitals)
Procedure APG			
01	INTEGUMENTARY SYSTEM	495	13,519
	002 SUPERFICIAL NEEDLE BIOPSY AND ASPIRATION	187	2,597
	004 SIMPLE INCISION AND DRAINAGE	10	96
	006 SIMPLE DEBRIDEMENT AND DESTRUCTION	31	588
	007 COMPLEX EXCISION, BIOPSY AND DEBRIDEMENT	89	1,731
	008 SIMPLE EXCISION AND BIOPSY	91	1,756
	009 COMPLEX SKIN REPAIRS INCL INTEGUMENT GRAFTS, TRANSFER & REARRANGE	67	1,422
	010 SIMPLE SKIN REPAIR	16	599
	011 SIMPLE INCISION AND EXCISION OF BREAST	3	3,917
	012 BREAST RECONSTRUCTION AND MASTECTOMY	1	671
02	MUSCULOSKELETAL SYSTEM	1,233	42,903
	021 COMPLEX MUSCULOSKELETAL PROCEDURES EXCLUDING HAND AND FOOT	236	5,617
	022 SIMPLE MUSCULOSKELETAL PROCEDURES EXCLUDING HAND AND FOOT	117	1,767
	023 COMPLEX HAND AND FOOT MUSCULOSKELETAL PROCEDURES	104	1,639
	024 SIMPLE HAND AND FOOT MUSCULOSKELETAL PROCEDURES	415	9,596
	025 ARTHROSCOPY	7	17,119
	026 REPLACEMENT OF CAST	7	15
	027 SPLINT, STRAPPING AND CAST REMOVAL	1	113
	028 CLOSED TREATMENT FX & DISLOCATION OF FINGER, TOE & TRUNK	1	35
	029 CLOSED TREATMENT FX & DISLOCATION EXC FINGER, TOE & TRUNK	80	627
	030 OPEN OR PERCUTANEOUS TREATMENT OF FRACTURES	179	2,741
	031 BONE OR JOINT MANIPULATION UNDER ANESTHESIA	9	332
	032 BUNION PROCEDURES	3	1,318
	033 ARTHROPLASTY	7	483
	034 HAND AND FOOT TENOTOMY	44	167
	035 ARTHROCENTESIS AND LIGAMENT OR TENDON INJECTION	23	1,334
03	RESPIRATORY SYSTEM	464	6,869
	051 PULMONARY TESTS	38	212
	052 NEEDLE AND CATHETER BIOPSY, ASPIRATION, LAVAGE AND INTUBATION	1	545
	053 COMPLEX ENDOSCOPY OF THE UPPER AIRWAY	154	4,423
	054 SIMPLE ENDOSCOPY OF THE UPPER AIRWAY	137	329
	055 ENDOSCOPY OF THE LOWER AIRWAY	133	1,188
	057 RESPIRATORY THERAPY	1	172
04	CARDIOVASCULAR SYSTEM	1,150	23,208
	072 ECHOCARDIOGRAPHY	95	1,224
	074 CARDIAC ELECTROPHYSIOLOGIC TESTS	94	1,977
	075 PLACEMENT OF TRANSVENOUS CATHETERS	26	737
	076 DIAGNOSTIC CARDIAC CATHETERIZATION	799	15,013
	077 ANGIOPLASTY AND TRANSCATHETER PROCEDURES	67	971
	078 PACEMAKER INSERTION AND REPLACEMENT	15	716
	079 REMOVAL AND REVISION OF PACEMAKER AND VASCULAR DEVICE	21	477
	080 MINOR VASCULAR REPAIR AND FISTULA CONSTRUCTION	21	1,191
	081 SECONDARY VARICOSE VEINS AND VASCULAR INJECTION	9	296
	083 RESUSCITATION AND CARDIOVERSION	3	69
05	HEMATOLOGIC, LYMPHATIC, AND ENDOCRINE	86	2,265
	091 CHEMOTHERAPY BY EXTENDED INFUSION	27	30

AMB ST 1-4

UTAH HOSPITAL AND FREESTANDING AMBULATORY SURGERY CENTER (FASC) UTILIZATION AND CHARGE PROFILE OF OUTPATIENT SURGERY, 2002
 PROCEDURE APG CATEGORY, PROCEDURE APG

122 Primary Children's Medical Center

procedure APG category	procedure APG	TOTAL #	TOTAL # (ALL Hospitals)
	092 CHEMOTHERAPY EXCEPT BY EXTENDED INFUSION	3	30
	094 BLOOD AND BLOOD PRODUCT EXCHANGE	5	14
	095 DEEP LYMPH STRUCTURE AND THYROID PROCEDURES	50	1,385
	097 TRANSFUSION	1	757
06	DIGESTIVE SYSTEM	1,368	71,902
	111 ALIMENTARY TESTS AND SIMPLE TUBE PLACEMENT	45	177
	112 ESOPHAGEAL DILATION WITHOUT ENDOSCOPY	29	1,062
	113 ANOSCOPY WITH BIOPSY AND DIAGNOSTIC PROCTOSIGMOIDOSCOPY	8	820
	114 PROCTOSIGMOIDOSCOPY WITH EXCISION OR BIOPSY	18	324
	115 DIAGNOSTIC UPPER GI ENDOSCOPY OR INTUBATION	376	15,392
	116 THERAPEUTIC UPPER GI ENDOSCOPY OR INTUBATION	57	3,826
	117 LOWER GASTROINTESTINAL ENDOSCOPY	84	27,082
	118 ERCP AND MISCELLANEOUS GI ENDOSCOPY PROCEDURES	8	1,441
	119 HERNIA AND HYDROCELE PROCEDURES	566	6,810
	120 COMPLEX ANAL AND RECTAL PROCEDURES	15	815
	121 SIMPLE ANAL AND RECTAL PROCEDURES	13	464
	122 MISCELLANEOUS ABDOMINAL PROCEDURES	16	325
	123 COMPLEX LAPAROSCOPIC PROCEDURES	133	13,216
07	URINARY SYSTEM	141	6,921
	133 URINARY CATHETERIZATION AND DILATATION	15	344
	134 COMPLEX CYSTOURETHROSCOPY AND LITHOLAPAXY	8	2,910
	135 MODERATE CYSTOURETHROSCOPY	37	2,121
	136 SIMPLE CYSTOURETHROSCOPY	32	644
	137 COMPLEX URETHRAL PROCEDURES	23	97
	138 SIMPLE URETHRAL PROCEDURES	26	93
08	MALE GENITAL SYSTEM	857	2,946
	151 TESTICULAR AND EPIDIDYMAL PROCEDURES	257	1,341
	153 COMPLEX PENILE PROCEDURES	254	327
	154 SIMPLE PENILE PROCEDURES	346	896
09	FEMALE GENITAL SYSTEM	35	4,976
	177 SIMPLE FEMALE REPRODUCTIVE PROCEDURES	23	1,182
	180 COLPOSCOPY	12	184
10	NERVOUS SYSTEM	292	14,776
	194 NERVE AND MUSCLE TESTS	25	36
	195 NERVOUS SYSTEM INJECTIONS, STIMULATIONS OR CRANIAL TAP	70	9,554
	196 REVISION AND REMOVAL OF NEUROLOGICAL DEVICE	11	114
	197 NEUROSTIMULATOR AND VENTRICULAR SHUNT IMPLANTATION	2	422
	198 NERVE REPAIR AND DESTRUCTION	27	4,022
	199 SPINAL TAP	157	496
11	EYE AND OCULAR ADNEXA	724	10,576
	211 MINOR OPHTHALMOLOGICAL TESTS AND PROCEDURES	15	55
	213 LASER EYE PROCEDURES	1	963
	214 CATARACT PROCEDURES	6	4,643
	215 COMPLEX ANTERIOR SEGMENT EYE PROCEDURES	143	485
	216 MODERATE ANTERIOR SEGMENT EYE PROCEDURES	53	313
	217 SIMPLE ANTERIOR SEGMENT EYE PROCEDURES	13	197

AMB ST 1-4

UTAH HOSPITAL AND FREESTANDING AMBULATORY SURGERY CENTER (FASC) UTILIZATION AND CHARGE PROFILE OF OUTPATIENT SURGERY, 2002
 PROCEDURE APG CATEGORY, PROCEDURE APG

122 Primary Children's Medical Center

procedure APG category	procedure APG	TOTAL #	TOTAL # (ALL Hospitals)
	219 SIMPLE POSTERIOR SEGMENT EYE PROCEDURES	56	173
	220 STRABISMUS AND MUSCLE EYE PROCEDURES	368	716
	221 COMPLEX REPAIR AND PLASTIC PROCEDURES OF EYE	26	694
	222 SIMPLE REPAIR AND PLASTIC PROCEDURES OF EYE	38	441
	223 VITRECTOMY	5	1,578
12	FACIAL, EAR, NOSE, MOUTH AND THROAT	3,615	28,144
	231 COCHLEAR DEVICE IMPLANTATION	1	33
	233 NASAL CAUTERIZATION AND PACKING	40	182
	234 COMPLEX FACIAL AND ENT PROCEDURES	278	4,770
	235 SIMPLE FACIAL AND ENT PROCEDURES	2,321	15,563
	236 TONSIL AND ADENOID PROCEDURES	969	7,583
	237 SIMPLE AUDIOMETRY	6	10
13	THERAPUTIC AND OTHER RADIOLOGICAL PROCEDURES	60	5,872
	253 VASCULAR RADIOLOGY EXCEPT FOR VENOGRAPHY OF EXTREMITY	41	1,930
	255 MISCELLANEOUS RADIOLOGICAL PROCEDURES WITH CONTRAST	19	3,147

AMB ST 1-5

UTAH HOSPITAL AND FREESTANDING AMBULATORY SURGERY CENTER (FASC) UTILIZATION AND CHARGE PROFILE OF OUTPATIENT SURGERY, 2002
 PROCEDURE APG CATEGORY, PROCEDURE APG, SINGLE APG ONLY

122 Primary Children's Medical Center

Procedure APG category	Procedure APG	TOTAL #	AVE TOT CHR	AVE TOT CHR(ALL Hospitals)
01	INTEGUMENTARY SYSTEM	126	\$1,479	\$2,141
	002 SUPERFICIAL NEEDLE BIOPSY AND ASPIRATION	69	\$1,429	\$1,559
	004 SIMPLE INCISION AND DRAINAGE	2	\$104	\$2,119
	006 SIMPLE DEBRIDEMENT AND DESTRUCTION	4	\$1,500	\$1,861
	007 COMPLEX EXCISION, BIOPSY AND DEBRIDEMENT	22	\$1,717	\$2,263
	008 SIMPLE EXCISION AND BIOPSY	27	\$1,487	\$2,174
	009 COMPLEX SKIN REPAIRS INCL INTEGUMENT GRAFTS, TRANSFER & REARRAN	1	\$2,185	\$2,942
	012 BREAST RECONSTRUCTION AND MASTECTOMY	1	\$1,359	\$3,739
02	MUSCULOSKELETAL SYSTEM	396	\$1,723	\$2,888
	021 COMPLEX MUSCULOSKELETAL PROCEDURES EXCLUDING HAND AND FOOT	70	\$2,048	\$3,672
	022 SIMPLE MUSCULOSKELETAL PROCEDURES EXCLUDING HAND AND FOOT	42	\$1,598	\$2,693
	023 COMPLEX HAND AND FOOT MUSCULOSKELETAL PROCEDURES	22	\$1,978	\$3,163
	024 SIMPLE HAND AND FOOT MUSCULOSKELETAL PROCEDURES	153	\$1,551	\$2,059
	025 ARTHROSCOPY	1	\$3,569	\$3,554
	029 CLOSED TREATMENT FX & DISLOCATION EXC FINGER, TOE & TRUNK	23	\$1,846	\$2,107
	030 OPEN OR PERCUTANEOUS TREATMENT OF FRACTURES	61	\$2,157	\$3,403
	031 BONE OR JOINT MANIPULATION UNDER ANESTHESIA	1	\$1,368	\$2,080
	033 ARTHROPLASTY	1	\$2,823	\$3,660
	034 HAND AND FOOT TENOTOMY	5	\$1,148	\$1,641
	035 ARTHROCENTESIS AND LIGAMENT OR TENDON INJECTION	17	\$213	\$491
03	RESPIRATORY SYSTEM	132	\$1,493	\$1,741
	053 COMPLEX ENDOSCOPY OF THE UPPER AIRWAY	37	\$2,093	\$3,025
	054 SIMPLE ENDOSCOPY OF THE UPPER AIRWAY	53	\$845	\$1,300
	055 ENDOSCOPY OF THE LOWER AIRWAY	41	\$1,755	\$1,469
	057 RESPIRATORY THERAPY	1	\$2,903	\$2,029
04	CARDIOVASCULAR SYSTEM	32	\$4,494	\$4,411
	075 PLACEMENT OF TRANSVENOUS CATHETERS	19	\$1,494	\$1,859
	076 DIAGNOSTIC CARDIAC CATHETERIZATION	1	\$2,170	\$3,200
	077 ANGIOPLASTY AND TRANSCATHETER PROCEDURES	10	\$8,310	\$5,827
	078 PACEMAKER INSERTION AND REPLACEMENT	1	\$11,328	\$22,791
	081 SECONDARY VARICOSE VEINS AND VASCULAR INJECTION	1	\$18,821	\$3,224
05	HEMATOLOGIC, LYMPHATIC, AND ENDOCRINE	18	\$1,748	\$2,960
	094 BLOOD AND BLOOD PRODUCT EXCHANGE	2	\$1,412	\$5,409
	095 DEEP LYMPH STRUCTURE AND THYROID PROCEDURES	16	\$1,790	\$3,516
06	DIGESTIVE SYSTEM	686	\$1,350	\$1,572
	112 ESOPHAGEAL DILATION WITHOUT ENDOSCOPY	4	\$1,388	\$577
	113 ANOSCOPY WITH BIOPSY AND DIAGNOSTIC PROCTOSIGMOIDOSCOPY	7	\$964	\$592
	114 PROCTOSIGMOIDOSCOPY WITH EXCISION OR BIOPSY	11	\$1,287	\$671
	115 DIAGNOSTIC UPPER GI ENDOSCOPY OR INTUBATION	269	\$1,150	\$827
	116 THERAPEUTIC UPPER GI ENDOSCOPY OR INTUBATION	34	\$1,946	\$1,177
	117 LOWER GASTROINTESTINAL ENDOSCOPY	47	\$1,534	\$860
	119 HERNIA AND HYDROCELE PROCEDURES	265	\$1,391	\$2,637
	120 COMPLEX ANAL AND RECTAL PROCEDURES	11	\$865	\$2,094
	121 SIMPLE ANAL AND RECTAL PROCEDURES	6	\$882	\$1,884
	122 MISCELLANEOUS ABDOMINAL PROCEDURES	7	\$1,933	\$2,210
	123 COMPLEX LAPAROSCOPIC PROCEDURES	25	\$2,196	\$4,623

AMB ST 1-5

UTAH HOSPITAL AND FREESTANDING AMBULATORY SURGERY CENTER (FASC) UTILIZATION AND CHARGE PROFILE OF OUTPATIENT SURGERY, 2002
 PROCEDURE APG CATEGORY, PROCEDURE APG, SINGLE APG ONLY

122 Primary Children's Medical Center

procedure APG category	Procedure APG	TOTAL #	AVE TOT CHRGR	AVE TOT CHRGR(ALL Hospitals)
07	URINARY SYSTEM	44	\$1,527	\$3,060
	133 URINARY CATHETERIZATION AND DILATATION	2	\$1,501	\$2,620
	135 MODERATE CYSTOURETHROSCOPY	12	\$2,010	\$2,505
	136 SIMPLE CYSTOURETHROSCOPY	9	\$1,437	\$1,505
	137 COMPLEX URETHRAL PROCEDURES	7	\$1,464	\$2,659
	138 SIMPLE URETHRAL PROCEDURES	14	\$1,204	\$1,774
08	MALE GENITAL SYSTEM	388	\$1,393	\$2,312
	151 TESTICULAR AND EPIDIDYMAL PROCEDURES	107	\$1,360	\$2,147
	153 COMPLEX PENILE PROCEDURES	115	\$1,726	\$2,333
	154 SIMPLE PENILE PROCEDURES	166	\$1,184	\$1,239
09	FEMALE GENITAL SYSTEM	16	\$3,138	\$2,440
	177 SIMPLE FEMALE REPRODUCTIVE PROCEDURES	12	\$3,886	\$2,279
	180 COLPOSCOPY	4	\$893	\$1,261
10	NERVOUS SYSTEM	81	\$519	\$1,212
	195 NERVOUS SYSTEM INJECTIONS, STIMULATIONS OR CRANIAL TAP	1	\$640	\$543
	196 REVISION AND REMOVAL OF NEUROLOGICAL DEVICE	5	\$4,279	\$3,648
	198 NERVE REPAIR AND DESTRUCTION	2	\$1,645	\$1,869
	199 SPINAL TAP	73	\$229	\$857
11	EYE AND OCULAR ADNEXA	179	\$1,321	\$2,298
	211 MINOR OPHTHALMOLOGICAL TESTS AND PROCEDURES	1	\$1,323	\$1,380
	214 CATARACT PROCEDURES	2	\$4,158	\$2,599
	215 COMPLEX ANTERIOR SEGMENT EYE PROCEDURES	31	\$932	\$1,885
	216 MODERATE ANTERIOR SEGMENT EYE PROCEDURES	11	\$1,085	\$1,811
	217 SIMPLE ANTERIOR SEGMENT EYE PROCEDURES	2	\$1,900	\$1,936
	219 SIMPLE POSTERIOR SEGMENT EYE PROCEDURES	1	\$1,177	\$2,293
	220 STRABISMUS AND MUSCLE EYE PROCEDURES	113	\$1,375	\$1,590
	221 COMPLEX REPAIR AND PLASTIC PROCEDURES OF EYE	6	\$1,973	\$2,323
	222 SIMPLE REPAIR AND PLASTIC PROCEDURES OF EYE	12	\$1,149	\$1,230
12	FACIAL, EAR, NOSE, MOUTH AND THROAT	1,151	\$1,576	\$1,870
	233 NASAL CAUTERIZATION AND PACKING	12	\$1,531	\$1,788
	234 COMPLEX FACIAL AND ENT PROCEDURES	63	\$1,999	\$3,757
	235 SIMPLE FACIAL AND ENT PROCEDURES	771	\$1,713	\$1,293
	236 TONSIL AND ADENOID PROCEDURES	305	\$1,144	\$1,733

SOURCE: Utah Ambulatory Surgery Database
 Utah Health Data Committee/Office of Health Care Statistics

AMB ST 1-6

UTAH HOSPITAL AND FREESTANDING AMBULATORY SURGERY CENTER (FASC) UTILIZATION AND CHARGE PROFILE OF OUTPATIENT SURGERY, 2002
 NUMBER OF SELECTED AMBULATORY SURGERY PATIENT VISITS BY PATIENT PROFILE

122 Primary Children's Medical Center

Patient Profile	Patient Visits		Patient Visits-All Hospitals	
	(#)	(%)	(#)	(%)
GENDER				
Female	3,082	38.5	99,046	54.3
Male	4,918	61.5	83,377	45.7
Unknown	0	0.0	1	0.0
Not Reported	0	0.0	3	0.0
AGE				
1-28 days	22	0.3	201	0.1
29-365 days	1,100	13.8	2,806	1.5
1-4 years	3,383	42.3	10,230	5.6
5-9	1,734	21.7	5,477	3.0
10-14	1,171	14.6	4,621	2.5
15-17	427	5.3	4,481	2.5
18-19	100	1.3	3,763	2.1
20-24	43	0.5	11,153	6.1
25-29	10	0.1	10,390	5.7
30-34	7	0.1	10,476	5.7
35-39	3	0.0	10,951	6.0
40-44	0	0.0	13,202	7.2
45-49	0	0.0	14,095	7.7
50-54	0	0.0	15,731	8.6
55-59	0	0.0	13,738	7.5
60-64	0	0.0	11,970	6.6
65-69	0	0.0	11,268	6.2
70-74	0	0.0	10,407	5.7
75-79	0	0.0	8,832	4.8
80-84	0	0.0	5,577	3.1
85-89	0	0.0	2,334	1.3
90 +	0	0.0	720	0.4
Not Reported	22	0.3	205	0.1
SOURCE OF ADMISSION				
Physician Referral	7,696	96.2	170,677	93.6
Clinic Referral	5	0.1	371	0.2
HMO Referral	0	0.0	163	0.1
Other Hospital	19	0.2	143	0.1
Skilled Nursing Facility	0	0.0	17	0.0
Other Health Care Facility	0	0.0	19	0.0
Emergency Room	278	3.5	3,138	1.7
Court/Law Enforcement	0	0.0	4	0.0
Unknown	2	0.0	3,312	1.8
Not Reported	0	0.0	4,583	2.5

(Continued)

AMB ST 1-6

UTAH HOSPITAL AND FREESTANDING AMBULATORY SURGERY CENTER (FASC) UTILIZATION AND CHARGE PROFILE OF OUTPATIENT SURGERY, 2002
 NUMBER OF SELECTED AMBULATORY SURGERY PATIENT VISITS BY PATIENT PROFILE

122 Primary Children's Medical Center

Patient Profile	Patient Visits		Patient Visits-All Hospitals	
	(#)	(%)	(#)	(%)
DISCHARGE STATUS				
Home or Self Care	7,994	99.9	181,621	99.6
Another Hospital	3	0.0	132	0.1
Skilled Nursing Facility	0	0.0	207	0.1
Intermediate Care Facility	0	0.0	14	0.0
Another Type of Institution	0	0.0	41	0.0
Under Care of Home Service	2	0.0	184	0.1
Left Against Medical Advice	0	0.0	13	0.0
Under Care of Home IV Provider	1	0.0	8	0.0
Expired	0	0.0	6	0.0
Unknown	0	0.0	189	0.1
Not Reported	0	0.0	12	0.0
PRIMARY PAYER				
Medicare	5	0.1	39,406	21.6
Medicaid	1,633	20.4	12,181	6.7
Other government	121	1.5	2,765	1.5
Blue Cross/Blue Shield	1,418	17.7	25,235	13.8
Other Commercial	862	10.8	17,505	9.6
Managed Care(HMO, PPO)	3,640	45.5	77,069	42.2
Self Pay	53	0.7	2,955	1.6
Industrial & Worker Comp	0	0.0	3,998	2.2
Charity and Unclassified	10	0.1	123	0.1
Childrens Health Insurance	129	1.6	346	0.2
Unknown	129	1.6	703	0.4
Not Reported	0	0.0	141	0.1
LOCAL HEALTH DISTRICT OF PATIENT RESIDENCE				
Bear River	193	2.4	12,345	6.8
Central Utah	125	1.6	6,772	3.7
Davis County	807	10.1	19,304	10.6
Salt Lake County	4,188	52.4	62,264	34.1
Southeastern Utah	91	1.1	4,319	2.4
Southwest Utah	135	1.7	11,788	6.5
Summit County	156	2.0	1,676	0.9
Tooele County	262	3.3	3,248	1.8
Tri-County	78	1.0	4,686	2.6
Utah County	759	9.5	31,011	17.0
Wasatch County	60	0.8	1,317	0.7
Weber County	383	4.8	15,685	8.6
Unknown Utah	3	0.0	56	0.0
Outside Utah	758	9.5	7,881	4.3
Unknown, Not Reported	2	0.0	75	0.0

SOURCE: Utah Ambulatory Surgery Database,
 Utah Health Data Committee/Office of Health Care Statistics.

AMB ST 1-1

UTAH HOSPITAL AND FREESTANDING AMBULATORY SURGERY CENTER (FASC) UTILIZATION AND CHARGE PROFILE OF OUTPATIENT SURGERY, 2002
 NUMBER OF CPT-4 AND ICD-9 PROCEDURES BY SELECTED AMBULATORY SURGERY REPORTING CATEGORY

120 Salt Lake Regional Medical Center

Reporting Category (ICD-9-CM CODES)	Procedures Performed		Procedures Performed-All Hospitals	
	(#)	(%)	(#)	(%)
Reporting Category (ICD-9-CM CODES)	8,443	100.0	300,948	100.0
Mastectomy (85.0-85.99)	416	4.9	6,951	2.3
Musculoskeletal (76.0-84.99)	1,530	18.1	53,689	17.8
Respiratory (30.0-34.99)	90	1.1	2,595	0.9
Cardiovascular (35.0-39.99)	983	11.6	13,957	4.6
Lymphatic/Hemetic (40.0-41.99)	90	1.1	2,092	0.7
Digestive System (42.0-54.99)	711	8.4	79,482	26.4
Urinary (55.0-59.99)	253	3.0	7,394	2.5
Male Genital (60.0-64.99)	153	1.8	3,824	1.3
Female Genital (65.0-71.99)	452	5.4	12,874	4.3
Endocrine/Nervous (01.0-07.99)	409	4.8	19,288	6.4
Eye (08.0-16.99)	982	11.6	19,110	6.3
Ear (18.0-20.99)	107	1.3	14,450	4.8
Nose, Mouth, Pharynx (21.0-29.99)	526	6.2	29,272	9.7
Other*	1,741	20.6	35,970	12.0
Reporting Category (CPT-4 CODES)	10,306	100.0	363,184	100.0
Mastectomy (19120-19220)	134	1.3	3,282	0.9
Musculoskeletal (20000-29909)	1,278	12.4	49,166	13.5
Respiratory (30000-32999)	336	3.3	12,335	3.4
Cardiovascular (33010-37799 & 93501-93660)	1,978	19.2	30,942	8.5
Lymphatic/Hemetic (38100-38999)	52	0.5	1,669	0.5
Diaphragm (39501-39599)	0	0.0	3	0.0
Digestive System (40490-49999)	673	6.5	84,020	23.1
Urinary (50010-53899)	470	4.6	8,260	2.3
Male Genital (54000-55899)	165	1.6	3,300	0.9
Female Genital (56405-58999)	329	3.2	8,683	2.4
Endocrine/Nervous (60000-64999)	474	4.6	17,357	4.8
Eye (65091-68899)	503	4.9	10,599	2.9
Ear (69000-69979)	45	0.4	8,100	2.2
Other*	3,869	37.5	125,468	34.5

SOURCE: Utah Ambulatory Surgery Database

Utah Health Data Committee/Office of Health Care Statistics.

* Procedure falls outside reporting categories.

AMB ST 1-2

UTAH HOSPITAL AND FREESTANDING AMBULATORY SURGERY CENTER (FASC) UTILIZATION AND CHARGE PROFILE OF OUTPATIENT SURGERY, 2002
 MOST COMMONLY PERFORMED CPT-4 AND ICD-9 PROCEDURES

120 Salt Lake Regional Medical Center

ICD-9 CODE	ICD-9 DESCRIPTION	#	%	% ALL Hospitals
All ICD-9 Procedures		8,443	100.0	100.0
8856	CORONARY ARTERIOGRAPHY W/2 CATH	280	3.3	1.58
8853	ANGIOCARDIOGRAPHY LT HEART STRUCT	268	3.2	1.22
3722	LT HEART CARD CATH	250	3.0	1.08
0833	REPR BLEPHAROPT-RESECT/ADVANC LEVAT	180	2.1	0.09
8051	EXC INTERVERTEBRAL DISC	170	2.0	0.44
8521	LOC EXC LES BREAST	141	1.7	1.03
9929	INJ/INFUS THERAP/PROPHYL SUBSTANCE	134	1.6	0.40
9851	ESWL KIDNEY-URETER &/OR BLADDER	130	1.5	0.22
5123	LAP CHOLEY	128	1.5	1.92
0844	REPR ENTROPION/ECTROP-LID RECON	119	1.4	0.07
8192	INJ THERAP SUBSTANCE JT/LIGAMNT	115	1.4	0.28
9904	TRANSFUS PACKED CELLS	94	1.1	0.19
2169	OTH TURBINECTOMY	91	1.1	0.65
8774	RETRO PYELOGRAM	91	1.1	0.40
0870	RECON EYELID-NOS	81	1.0	0.06
3726	CARD ELECTROPHYSIO STIMUL-RECORD	80	0.9	0.28
8519	OTH DX PROC BREAST	76	0.9	0.29
0443	RELEASE CARPAL TUNNEL	75	0.9	1.12
0859	OTH ADJUSTMENT LID POSIT	75	0.9	0.04
3859	LIG-STRIP VARICOSE VEINS-LOWER LIMB	75	0.9	0.22

CPT-4 CODE	CPT-4 DESCRIPTION	#	%	% ALL Hospitals
All CPT-4 Procedures		10,306	100.0	100.0
36415	COLLECTION VENOUS BLD VENIPUNCTU	513	5.0	1.10
82805	GASES BLD COMBO; W/O2 SAT EX OXI	229	2.2	0.50
36600	ART PUNCTURE WITHDRAWAL BLD DX	228	2.2	0.29
93545	INJ PROC-CATH; SELECT CORONRY AN	227	2.2	0.77
80053	COMPREHENSIVE METABOLIC PANEL	219	2.1	0.49
93543	INJ PROC-CATH; LT VENT/ATRIAL AN	209	2.0	0.73
93510	LT HRT CATH RETRO-BRACH/FEM; PER	202	2.0	0.64
85027	BLOOD COUNT; COMPLETE AUTOMATIC	152	1.5	0.56
99214	OFC/OUTPT E&M ESTAB MOD-HI 25 MI	140	1.4	0.05
80048	BASIC METABOLIC PANEL	135	1.3	1.02
20610	ARTHROCENTESIS ASPIR&/INJ; MAJ J	133	1.3	0.15
50590	LITHOTRIPSY XTRACORP SHOCK WAVE	132	1.3	0.19
85025	BLD CNT;CMPL AUTO&AUTO DIFF WBC	131	1.3	1.46
84443	THYROID STIMULATING HORMONE	117	1.1	0.22
85610	PROTHROMBIN TIME;	117	1.1	0.79
99213	OFC/OUTPT E&M ESTAB LOW-MOD 15 M	117	1.1	0.04
67904	REPR BLEPHAROPTOSIS; RESECT-EXT	107	1.0	0.05
36430	TRANSFUSION BLOOD/BLOOD COMPONEN	100	1.0	0.21
95810	POLYSOMNOGRAPHY; W/4-MORE ADD PA	94	0.9	0.03
19120	EXC BRST CYST TUMR/LES OPN M/F 1	92	0.9	0.60

SOURCE: Utah Ambulatory Surgery Database
 Utah Health Data Committee/Office of Health Care Statistics

AMB ST 1-3

UTAH HOSPITAL AND FREESTANDING AMBULATORY SURGERY CENTER (FASC) UTILIZATION AND CHARGE PROFILE OF OUTPATIENT SURGERY, 2002
 AVERAGE TOTAL CHARGES FOR MOST COMMONLY PERFORMED CPT-4 AND ICD-9 PROCEDURES, SINGLE ICD-9 OR CPT-4 ONLY

120 Salt Lake Regional Medical Center

ICD-9 CODE	ICD-9 DESCRIPTION	#	AVE TOT CHR	AVE TOT CHR(ALL Hospitals)
ICD-9 Procedures		2,499	\$5,020	\$2,254
9851	ESWL KIDNEY-URETER &/OR BLADDER	124	\$4,379	\$5,252
8051	EXC INTERVERTEBRAL DISC	98	\$7,070	\$5,470
9904	TRANSFUS PACKED CELLS	83	\$3,193	\$1,977
8521	LOC EXC LES BREAST	78	\$2,946	\$2,019
6952	ASPIR CURET FOLLOWING DELIV/AB	67	\$2,581	\$1,722
5123	LAP CHOLEY	66	\$8,113	\$4,729
9227	IMPLNT/INSRT RADIOACTIVE ELEMENTS	57	\$18,841	\$15,033
0443	RELEASE CARPAL TUNNEL	54	\$2,748	\$1,705
4131	BX BONE MARROW	45	\$2,019	\$1,570
5011	CLO [PERCUT] [NEEDLE] BX LIVER	45	\$1,626	\$1,610
5304	UNILAT REPR INDIRECT ING HERN-GFT	44	\$4,771	\$2,917
283	TONSILLECTOMY W/ADENOIDECTOMY	39	\$2,891	\$1,655
3899	OTH PUNCT VEIN	38	\$259	\$321
5303	UNILAT REPR DIRECT ING HERN-GFT	34	\$4,663	\$3,023
8783	OPAQUE CONTRST HYSTEROSALPINGOGRM	33	\$777	\$680
3893	VENOUS CATH-NEC	30	\$1,872	\$2,079
6909	OTH D&C UTERUS	30	\$3,344	\$1,868
282	TONSILLECTOMY WO ADENOIDECTOMY	29	\$3,132	\$1,956
0331	SPINAL TAP	27	\$1,345	\$934
3859	LIG-STRIP VARICOSE VEINS-LOWER LIMB	25	\$4,429	\$3,521

CPT-4 CODE	CPT-4 DESCRIPTION	#	AVE TOT CHR	AVE TOT CHR(ALL Hospitals)
CPT-4 Procedures		1,919	\$4,303	\$2,003
50590	LITHOTRIPSY XTRACORP SHOCK WAVE	127	\$4,288	\$4,872
36430	TRANSFUSION BLOOD/BLOOD COMPONENT	85	\$3,168	\$2,051
20610	ARTHROCENTESIS ASPIR&/INJ; MAJ J	78	\$575	\$596
49505	REPR INIT ING HERNIA 5YR/MORE; R	65	\$4,631	\$2,803
19120	EXC BRST CYST TUMR/LES OPN M/F 1	60	\$3,211	\$1,911
47562	LAPAROSCOPY SURGICAL; CHOLECT	49	\$8,564	\$4,941
47000	BIOPSY LIVER NEEDLE; PERCUTANEOU	36	\$1,750	\$1,867
58340	CATH&INTRO-CONTRST HYSTROSON/SLP	35	\$773	\$632
20605	ARTHROCN ASPIR &/INJ;INTRMD JNT/	32	\$316	\$396
38221	BONE MARROW; BIOPSY NEEDLE/TROCA	31	\$1,782	\$1,412
58558	HYSTEROSCPY SURG; W/BX &/ POLYPE	30	\$3,793	\$2,598
47563	LAPARSCPY SURG; CHOLECT W/CHOLAN	29	\$10,111	\$4,959
31622	BRNCHSCPY;DX W/WO CELL WASH SP P	28	\$1,426	\$1,135
64721	NEUROPLASTY; MEDIAN @ CARPAL TUN	28	\$2,800	\$1,670
42820	T&A; UNDER AGE 12	27	\$2,820	\$1,610
20680	REMOVAL OF IMPLANT; DEEP	24	\$4,152	\$2,123
62311	INJ 1 NOT NEUROLYTIC-EPID; LUMB/	24	\$1,070	\$489
42826	TONSILLECTOMY PRIM/SEC; AGE 12/0	23	\$3,202	\$2,061
36489	PLCMT CNTRL VENUS CATH; PERQ > 2	22	\$1,437	\$1,784
62270	SPINAL PUNCTURE LUMBAR DIAGNOSTI	22	\$1,449	\$861

SOURCE: Utah Ambulatory Surgery Database
 Utah Health Data Committee/Office of Health Care Statistics

AMB ST 1-4

UTAH HOSPITAL AND FREESTANDING AMBULATORY SURGERY CENTER (FASC) UTILIZATION AND CHARGE PROFILE OF OUTPATIENT SURGERY, 2002
PROCEDURE APG CATEGORY, PROCEDURE APG

120 Salt Lake Regional Medical Center

Procedure APG category	Procedure APG	TOTAL #	TOTAL # (ALL Hospitals)
01	INTEGUMENTARY SYSTEM	592	13,519
	002 SUPERFICIAL NEEDLE BIOPSY AND ASPIRATION	103	2,597
	003 COMPLEX INCISION AND DRAINAGE	2	106
	004 SIMPLE INCISION AND DRAINAGE	3	96
	006 SIMPLE DEBRIDEMENT AND DESTRUCTION	29	588
	007 COMPLEX EXCISION, BIOPSY AND DEBRIDEMENT	56	1,731
	008 SIMPLE EXCISION AND BIOPSY	55	1,756
	009 COMPLEX SKIN REPAIRS INCL INTEGUMENT GRAFTS, TRANSFER & REARRANGE	164	1,422
	010 SIMPLE SKIN REPAIR	9	599
	011 SIMPLE INCISION AND EXCISION OF BREAST	134	3,917
	012 BREAST RECONSTRUCTION AND MASTECTOMY	37	671
02	MUSCULOSKELETAL SYSTEM	953	42,903
	021 COMPLEX MUSCULOSKELETAL PROCEDURES EXCLUDING HAND AND FOOT	117	5,617
	022 SIMPLE MUSCULOSKELETAL PROCEDURES EXCLUDING HAND AND FOOT	52	1,767
	023 COMPLEX HAND AND FOOT MUSCULOSKELETAL PROCEDURES	35	1,639
	024 SIMPLE HAND AND FOOT MUSCULOSKELETAL PROCEDURES	221	9,596
	025 ARTHROSCOPY	207	17,119
	027 SPLINT, STRAPPING AND CAST REMOVAL	15	113
	028 CLOSED TREATMENT FX & DISLOCATION OF FINGER, TOE & TRUNK	1	35
	029 CLOSED TREATMENT FX & DISLOCATION EXC FINGER, TOE & TRUNK	6	627
	030 OPEN OR PERCUTANEOUS TREATMENT OF FRACTURES	44	2,741
	031 BONE OR JOINT MANIPULATION UNDER ANESTHESIA	9	332
	032 BUNION PROCEDURES	32	1,318
	033 ARTHROPLASTY	10	483
	034 HAND AND FOOT TENOTOMY	2	167
	035 ARTHROCENTESIS AND LIGAMENT OR TENDON INJECTION	202	1,334
03	RESPIRATORY SYSTEM	256	6,869
	051 PULMONARY TESTS	105	212
	052 NEEDLE AND CATHETER BIOPSY, ASPIRATION, LAVAGE AND INTUBATION	31	545
	053 COMPLEX ENDOSCOPY OF THE UPPER AIRWAY	70	4,423
	054 SIMPLE ENDOSCOPY OF THE UPPER AIRWAY	2	329
	055 ENDOSCOPY OF THE LOWER AIRWAY	43	1,188
	057 RESPIRATORY THERAPY	5	172
04	CARDIOVASCULAR SYSTEM	1,036	23,208
	072 ECHOCARDIOGRAPHY	16	1,224
	074 CARDIAC ELECTROPHYSIOLOGIC TESTS	98	1,977
	075 PLACEMENT OF TRANSVENOUS CATHETERS	40	737
	076 DIAGNOSTIC CARDIAC CATHETERIZATION	713	15,013
	077 ANGIOPLASTY AND TRANSCATHETER PROCEDURES	26	971
	078 PACEMAKER INSERTION AND REPLACEMENT	47	716
	079 REMOVAL AND REVISION OF PACEMAKER AND VASCULAR DEVICE	31	477
	080 MINOR VASCULAR REPAIR AND FISTULA CONSTRUCTION	15	1,191
	081 SECONDARY VARICOSE VEINS AND VASCULAR INJECTION	15	296
	082 VASCULAR LIGATION	32	507
	083 RESUSCITATION AND CARDIOVERSION	3	69
05	HEMATOLOGIC, LYMPHATIC, AND ENDOCRINE	125	2,265

AMB ST 1-4

UTAH HOSPITAL AND FREESTANDING AMBULATORY SURGERY CENTER (FASC) UTILIZATION AND CHARGE PROFILE OF OUTPATIENT SURGERY, 2002
 PROCEDURE APG CATEGORY, PROCEDURE APG

120 Salt Lake Regional Medical Center

procedure APG category	procedure APG	TOTAL #	TOTAL # (ALL Hospitals)
	095 DEEP LYMPH STRUCTURE AND THYROID PROCEDURES	25	1,385
	097 TRANSFUSION	100	757
06	DIGESTIVE SYSTEM	599	71,902
	111 ALIMENTARY TESTS AND SIMPLE TUBE PLACEMENT	12	177
	113 ANOSCOPY WITH BIOPSY AND DIAGNOSTIC PROCTOSIGMOIDOSCOPY	2	820
	114 PROCTOSIGMOIDOSCOPY WITH EXCISION OR BIOPSY	1	324
	115 DIAGNOSTIC UPPER GI ENDOSCOPY OR INTUBATION	3	15,392
	116 THERAPEUTIC UPPER GI ENDOSCOPY OR INTUBATION	3	3,826
	117 LOWER GASTROINTESTINAL ENDOSCOPY	2	27,082
	118 ERCP AND MISCELLANEOUS GI ENDOSCOPY PROCEDURES	19	1,441
	119 HERNIA AND HYDROCELE PROCEDURES	171	6,810
	120 COMPLEX ANAL AND RECTAL PROCEDURES	36	815
	121 SIMPLE ANAL AND RECTAL PROCEDURES	14	464
	122 MISCELLANEOUS ABDOMINAL PROCEDURES	7	325
	123 COMPLEX LAPAROSCOPIC PROCEDURES	320	13,216
	124 SIMPLE LAPAROSCOPIC PROCEDURES	9	148
07	URINARY SYSTEM	435	6,921
	131 RENAL EXTRACORPOREAL SHOCK WAVE LITHOTRIPSY	132	705
	133 URINARY CATHETERIZATION AND DILATATION	28	344
	134 COMPLEX CYSTOURETHROSCOPY AND LITHOLAPAXY	101	2,910
	135 MODERATE CYSTOURETHROSCOPY	142	2,121
	136 SIMPLE CYSTOURETHROSCOPY	24	644
	137 COMPLEX URETHRAL PROCEDURES	3	97
	138 SIMPLE URETHRAL PROCEDURES	5	93
08	MALE GENITAL SYSTEM	78	2,946
	151 TESTICULAR AND EPIDIDYMAL PROCEDURES	52	1,341
	152 INSERTION OF PENILE PROSTHESIS	2	50
	153 COMPLEX PENILE PROCEDURES	2	327
	154 SIMPLE PENILE PROCEDURES	18	896
	155 PROSTATE NEEDLE AND PUNCH BIOPSY	4	332
09	FEMALE GENITAL SYSTEM	143	4,976
	172 PROCEDURES FOR PREGNANCY AND NEONATAL CARE	8	16
	173 TREATMENT OF SPONTANEOUS ABORTION	1	417
	176 COMPLEX FEMALE REPRODUCTIVE PROCEDURES	23	675
	177 SIMPLE FEMALE REPRODUCTIVE PROCEDURES	31	1,182
	178 DILATION AND CURETTAGE	12	891
	179 HYSTEROSCOPY	65	1,603
	180 COLPOSCOPY	3	184
10	NERVOUS SYSTEM	362	14,776
	191 EXTENDED EEG STUDIES	127	128
	195 NERVOUS SYSTEM INJECTIONS, STIMULATIONS OR CRANIAL TAP	65	9,554
	196 REVISION AND REMOVAL OF NEUROLOGICAL DEVICE	4	114
	197 NEUROSTIMULATOR AND VENTRICULAR SHUNT IMPLANTATION	42	422
	198 NERVE REPAIR AND DESTRUCTION	96	4,022
	199 SPINAL TAP	28	496
11	EYE AND OCULAR ADNEXA	493	10,576

AMB ST 1-4

UTAH HOSPITAL AND FREESTANDING AMBULATORY SURGERY CENTER (FASC) UTILIZATION AND CHARGE PROFILE OF OUTPATIENT SURGERY, 2002
 PROCEDURE APG CATEGORY, PROCEDURE APG

120 Salt Lake Regional Medical Center

procedure APG category	procedure APG	TOTAL #	TOTAL # (ALL Hospitals)
	211 MINOR OPHTHALMOLOGICAL TESTS AND PROCEDURES	5	55
	215 COMPLEX ANTERIOR SEGMENT EYE PROCEDURES	10	485
	216 MODERATE ANTERIOR SEGMENT EYE PROCEDURES	24	313
	217 SIMPLE ANTERIOR SEGMENT EYE PROCEDURES	5	197
	220 STRABISMUS AND MUSCLE EYE PROCEDURES	2	716
	221 COMPLEX REPAIR AND PLASTIC PROCEDURES OF EYE	294	694
	222 SIMPLE REPAIR AND PLASTIC PROCEDURES OF EYE	153	441
12	FACIAL, EAR, NOSE, MOUTH AND THROAT	427	28,144
	233 NASAL CAUTERIZATION AND PACKING	5	182
	234 COMPLEX FACIAL AND ENT PROCEDURES	182	4,770
	235 SIMPLE FACIAL AND ENT PROCEDURES	157	15,563
	236 TONSIL AND ADENOID PROCEDURES	83	7,583
13	THERAPUTIC AND OTHER RADIOLOGICAL PROCEDURES	393	5,872
	252 RADIATION THERAPY AND HYPERTHERMIA	72	116
	253 VASCULAR RADIOLOGY EXCEPT FOR VENOGRAPHY OF EXTREMITY	53	1,930
	254 MYELOGRAPHY	54	679
	255 MISCELLANEOUS RADIOLOGICAL PROCEDURES WITH CONTRAST	214	3,147
14	PHYSICAL MEDICINE AND REHABILITATION	76	313
	271 OCCUPATIONAL THERAPY	1	4
	272 PHYSICAL THERAPY	75	309

AMB ST 1-5

UTAH HOSPITAL AND FREESTANDING AMBULATORY SURGERY CENTER (FASC) UTILIZATION AND CHARGE PROFILE OF OUTPATIENT SURGERY, 2002
 PROCEDURE APG CATEGORY, PROCEDURE APG, SINGLE APG ONLY

120 Salt Lake Regional Medical Center

Procedure APG category	Procedure APG	TOTAL #	AVE TOT CHR	AVE TOT CHR(ALL Hospitals)
01	INTEGUMENTARY SYSTEM	197	\$2,966	\$2,141
	002 SUPERFICIAL NEEDLE BIOPSY AND ASPIRATION	82	\$1,680	\$1,559
	003 COMPLEX INCISION AND DRAINAGE	1	\$2,409	\$2,578
	006 SIMPLE DEBRIDEMENT AND DESTRUCTION	8	\$3,218	\$1,861
	007 COMPLEX EXCISION, BIOPSY AND DEBRIDEMENT	19	\$5,378	\$2,263
	008 SIMPLE EXCISION AND BIOPSY	9	\$2,809	\$2,174
	011 SIMPLE INCISION AND EXCISION OF BREAST	60	\$3,211	\$1,987
	012 BREAST RECONSTRUCTION AND MASTECTOMY	18	\$5,463	\$3,739
02	MUSCULOSKELETAL SYSTEM	326	\$3,528	\$2,888
	021 COMPLEX MUSCULOSKELETAL PROCEDURES EXCLUDING HAND AND FOOT	9	\$5,820	\$3,672
	022 SIMPLE MUSCULOSKELETAL PROCEDURES EXCLUDING HAND AND FOOT	13	\$4,382	\$2,693
	023 COMPLEX HAND AND FOOT MUSCULOSKELETAL PROCEDURES	13	\$7,131	\$3,163
	024 SIMPLE HAND AND FOOT MUSCULOSKELETAL PROCEDURES	78	\$4,004	\$2,059
	025 ARTHROSCOPY	34	\$6,802	\$3,554
	027 SPLINT, STRAPPING AND CAST REMOVAL	3	\$112	\$433
	029 CLOSED TREATMENT FX & DISLOCATION EXC FINGER, TOE & TRUNK	2	\$2,723	\$2,107
	030 OPEN OR PERCUTANEOUS TREATMENT OF FRACTURES	29	\$7,320	\$3,403
	031 BONE OR JOINT MANIPULATION UNDER ANESTHESIA	5	\$2,764	\$2,080
	032 BUNION PROCEDURES	14	\$5,949	\$2,827
	033 ARTHROPLASTY	5	\$6,110	\$3,660
	035 ARTHROCENTESIS AND LIGAMENT OR TENDON INJECTION	121	\$487	\$491
03	RESPIRATORY SYSTEM	63	\$1,768	\$1,741
	052 NEEDLE AND CATHETER BIOPSY, ASPIRATION, LAVAGE AND INTUBATION	20	\$1,386	\$785
	053 COMPLEX ENDOSCOPY OF THE UPPER AIRWAY	6	\$3,806	\$3,025
	054 SIMPLE ENDOSCOPY OF THE UPPER AIRWAY	1	\$3,805	\$1,300
	055 ENDOSCOPY OF THE LOWER AIRWAY	36	\$1,583	\$1,469
04	CARDIOVASCULAR SYSTEM	98	\$10,747	\$4,411
	074 CARDIAC ELECTROPHYSIOLOGIC TESTS	11	\$9,617	\$8,307
	075 PLACEMENT OF TRANSVENOUS CATHETERS	22	\$1,437	\$1,859
	077 ANGIOPLASTY AND TRANSCATHETER PROCEDURES	3	\$5,608	\$5,827
	078 PACEMAKER INSERTION AND REPLACEMENT	20	\$32,532	\$22,791
	079 REMOVAL AND REVISION OF PACEMAKER AND VASCULAR DEVICE	6	\$7,643	\$1,908
	080 MINOR VASCULAR REPAIR AND FISTULA CONSTRUCTION	9	\$5,227	\$3,583
	081 SECONDARY VARICOSE VEINS AND VASCULAR INJECTION	8	\$6,463	\$3,224
	082 VASCULAR LIGATION	19	\$5,462	\$3,615
05	HEMATOLOGIC, LYMPHATIC, AND ENDOCRINE	99	\$3,511	\$2,960
	095 DEEP LYMPH STRUCTURE AND THYROID PROCEDURES	14	\$5,592	\$3,516
	097 TRANSFUSION	85	\$3,168	\$2,051
06	DIGESTIVE SYSTEM	362	\$5,798	\$1,572
	111 ALIMENTARY TESTS AND SIMPLE TUBE PLACEMENT	6	\$741	\$782
	115 DIAGNOSTIC UPPER GI ENDOSCOPY OR INTUBATION	1	\$1,360	\$827
	116 THERAPEUTIC UPPER GI ENDOSCOPY OR INTUBATION	3	\$1,089	\$1,177
	118 ERCP AND MISCELLANEOUS GI ENDOSCOPY PROCEDURES	16	\$3,882	\$2,194
	119 HERNIA AND HYDROCELE PROCEDURES	111	\$4,448	\$2,637
	120 COMPLEX ANAL AND RECTAL PROCEDURES	26	\$3,629	\$2,094
	121 SIMPLE ANAL AND RECTAL PROCEDURES	9	\$3,988	\$1,884

AMB ST 1-5

UTAH HOSPITAL AND FREESTANDING AMBULATORY SURGERY CENTER (FASC) UTILIZATION AND CHARGE PROFILE OF OUTPATIENT SURGERY, 2002
 PROCEDURE APG CATEGORY, PROCEDURE APG, SINGLE APG ONLY

120 Salt Lake Regional Medical Center

procedure APG category	Procedure APG	TOTAL #	AVE TOT CHRGR	AVE TOT CHRGR(ALL Hospitals)
	122 MISCELLANEOUS ABDOMINAL PROCEDURES	4	\$5,905	\$2,210
	123 COMPLEX LAPAROSCOPIC PROCEDURES	183	\$7,401	\$4,623
	124 SIMPLE LAPAROSCOPIC PROCEDURES	3	\$8,609	\$6,301
07	URINARY SYSTEM	219	\$4,181	\$3,060
	131 RENAL EXTRACORPOREAL SHOCK WAVE LITHOTRIPSY	127	\$4,288	\$4,872
	133 URINARY CATHETERIZATION AND DILATATION	14	\$2,833	\$2,620
	134 COMPLEX CYSTOURETHROSCOPY AND LITHOLAPAXY	18	\$4,830	\$3,123
	135 MODERATE CYSTOURETHROSCOPY	46	\$4,216	\$2,505
	136 SIMPLE CYSTOURETHROSCOPY	9	\$2,966	\$1,505
	137 COMPLEX URETHRAL PROCEDURES	2	\$4,871	\$2,659
	138 SIMPLE URETHRAL PROCEDURES	3	\$4,701	\$1,774
08	MALE GENITAL SYSTEM	34	\$4,191	\$2,312
	151 TESTICULAR AND EPIDIDYMAL PROCEDURES	22	\$4,284	\$2,147
	153 COMPLEX PENILE PROCEDURES	1	\$6,171	\$2,333
	154 SIMPLE PENILE PROCEDURES	10	\$3,151	\$1,239
	155 PROSTATE NEEDLE AND PUNCH BIOPSY	1	\$10,562	\$4,027
09	FEMALE GENITAL SYSTEM	80	\$3,859	\$2,440
	176 COMPLEX FEMALE REPRODUCTIVE PROCEDURES	13	\$4,955	\$3,888
	177 SIMPLE FEMALE REPRODUCTIVE PROCEDURES	20	\$3,206	\$2,279
	178 DILATION AND CURETTAGE	6	\$2,874	\$1,640
	179 HYSTEROSCOPY	39	\$4,069	\$2,869
	180 COLPOSCOPY	2	\$2,109	\$1,261
10	NERVOUS SYSTEM	110	\$2,892	\$1,212
	195 NERVOUS SYSTEM INJECTIONS, STIMULATIONS OR CRANIAL TAP	45	\$1,092	\$543
	196 REVISION AND REMOVAL OF NEUROLOGICAL DEVICE	2	\$3,277	\$3,648
	197 NEUROSTIMULATOR AND VENTRICULAR SHUNT IMPLANTATION	3	\$35,900	\$21,111
	198 NERVE REPAIR AND DESTRUCTION	37	\$3,297	\$1,869
	199 SPINAL TAP	23	\$1,425	\$857
11	EYE AND OCULAR ADNEXA	21	\$3,188	\$2,298
	221 COMPLEX REPAIR AND PLASTIC PROCEDURES OF EYE	21	\$3,188	\$2,323
12	FACIAL, EAR, NOSE, MOUTH AND THROAT	113	\$3,761	\$1,870
	233 NASAL CAUTERIZATION AND PACKING	3	\$102	\$1,788
	234 COMPLEX FACIAL AND ENT PROCEDURES	28	\$6,565	\$3,757
	235 SIMPLE FACIAL AND ENT PROCEDURES	18	\$2,718	\$1,293
	236 TONSIL AND ADENOID PROCEDURES	64	\$3,000	\$1,733
13	THERAPUTIC AND OTHER RADIOLOGICAL PROCEDURES	109	\$1,794	\$1,631
	253 VASCULAR RADIOLOGY EXCEPT FOR VENOGRAPHY OF EXTREMITY	12	\$3,578	\$3,590
	254 MYELOGRAPHY	14	\$2,458	\$2,357
	255 MISCELLANEOUS RADIOLOGICAL PROCEDURES WITH CONTRAST	83	\$1,424	\$949

SOURCE: Utah Ambulatory Surgery Database
 Utah Health Data Committee/Office of Health Care Statistics

AMB ST 1-6

UTAH HOSPITAL AND FREESTANDING AMBULATORY SURGERY CENTER (FASC) UTILIZATION AND CHARGE PROFILE OF OUTPATIENT SURGERY, 2002
 NUMBER OF SELECTED AMBULATORY SURGERY PATIENT VISITS BY PATIENT PROFILE

120 Salt Lake Regional Medical Center

Patient Profile	Patient Visits		Patient Visits-All Hospitals	
	(#)	(%)	(#)	(%)
GENDER				
Female	3,232	57.9	99,046	54.3
Male	2,353	42.1	83,377	45.7
Unknown	0	0.0	1	0.0
Not Reported	0	0.0	3	0.0
AGE				
1-28 days	2	0.0	201	0.1
29-365 days	12	0.2	2,806	1.5
1-4 years	41	0.7	10,230	5.6
5-9	30	0.5	5,477	3.0
10-14	39	0.7	4,621	2.5
15-17	67	1.2	4,481	2.5
18-19	81	1.5	3,763	2.1
20-24	318	5.7	11,153	6.1
25-29	326	5.8	10,390	5.7
30-34	409	7.3	10,476	5.7
35-39	416	7.4	10,951	6.0
40-44	410	7.3	13,202	7.2
45-49	500	9.0	14,095	7.7
50-54	513	9.2	15,731	8.6
55-59	392	7.0	13,738	7.5
60-64	332	5.9	11,970	6.6
65-69	312	5.6	11,268	6.2
70-74	419	7.5	10,407	5.7
75-79	423	7.6	8,832	4.8
80-84	307	5.5	5,577	3.1
85-89	159	2.8	2,334	1.3
90 +	77	1.4	720	0.4
Not Reported	2	0.0	205	0.1
SOURCE OF ADMISSION				
Physician Referral	5,552	99.4	170,677	93.6
Clinic Referral	3	0.1	371	0.2
HMO Referral	2	0.0	163	0.1
Other Hospital	3	0.1	143	0.1
Skilled Nursing Facility	0	0.0	17	0.0
Other Health Care Facility	1	0.0	19	0.0
Emergency Room	22	0.4	3,138	1.7
Court/Law Enforcement	2	0.0	4	0.0
Unknown	0	0.0	3,312	1.8
Not Reported	0	0.0	4,583	2.5

(Continued)

AMB ST 1-6

UTAH HOSPITAL AND FREESTANDING AMBULATORY SURGERY CENTER (FASC) UTILIZATION AND CHARGE PROFILE OF OUTPATIENT SURGERY, 2002
 NUMBER OF SELECTED AMBULATORY SURGERY PATIENT VISITS BY PATIENT PROFILE

120 Salt Lake Regional Medical Center

Patient Profile	Patient Visits		Patient Visits-All Hospitals	
	(#)	(%)	(#)	(%)
DISCHARGE STATUS				
Home or Self Care	5,575	99.8	181,621	99.6
Another Hospital	0	0.0	132	0.1
Skilled Nursing Facility	1	0.0	207	0.1
Intermediate Care Facility	1	0.0	14	0.0
Another Type of Institution	2	0.0	41	0.0
Under Care of Home Service	3	0.1	184	0.1
Left Against Medical Advice	1	0.0	13	0.0
Under Care of Home IV Provider	0	0.0	8	0.0
Expired	1	0.0	6	0.0
Unknown	1	0.0	189	0.1
Not Reported	0	0.0	12	0.0
PRIMARY PAYER				
Medicare	1,714	30.7	39,406	21.6
Medicaid	283	5.1	12,181	6.7
Other government	92	1.6	2,765	1.5
Blue Cross/Blue Shield	1,073	19.2	25,235	13.8
Other Commercial	472	8.5	17,505	9.6
Managed Care(HMO, PPO)	1,789	32.0	77,069	42.2
Self Pay	79	1.4	2,955	1.6
Industrial & Worker Comp	74	1.3	3,998	2.2
Charity and Unclassified	1	0.0	123	0.1
Childrens Health Insurance	0	0.0	346	0.2
Unknown	8	0.1	703	0.4
Not Reported	0	0.0	141	0.1
LOCAL HEALTH DISTRICT OF PATIENT RESIDENCE				
Bear River	31	0.6	12,345	6.8
Central Utah	20	0.4	6,772	3.7
Davis County	503	9.0	19,304	10.6
Salt Lake County	4,106	73.5	62,264	34.1
Southeastern Utah	44	0.8	4,319	2.4
Southwest Utah	32	0.6	11,788	6.5
Summit County	134	2.4	1,676	0.9
Tooele County	156	2.8	3,248	1.8
Tri-County	72	1.3	4,686	2.6
Utah County	87	1.6	31,011	17.0
Wasatch County	17	0.3	1,317	0.7
Weber County	97	1.7	15,685	8.6
Unknown Utah	1	0.0	56	0.0
Outside Utah	281	5.0	7,881	4.3
Unknown, Not Reported	4	0.1	75	0.0

SOURCE: Utah Ambulatory Surgery Database,
 Utah Health Data Committee/Office of Health Care Statistics.

AMB ST 1-1

UTAH HOSPITAL AND FREESTANDING AMBULATORY SURGERY CENTER (FASC) UTILIZATION AND CHARGE PROFILE OF OUTPATIENT SURGERY, 2002
 NUMBER OF CPT-4 AND ICD-9 PROCEDURES BY SELECTED AMBULATORY SURGERY REPORTING CATEGORY

128 San Juan Hospital

Reporting Category (ICD-9-CM CODES)	Procedures Performed		Procedures Performed-All Hospitals	
	(#)	(%)	(#)	(%)
Reporting Category (ICD-9-CM CODES)	222	100.0	300,948	100.0
Mastectomy (85.0-85.99)	6	2.7	6,951	2.3
Musculoskeletal (76.0-84.99)	4	1.8	53,689	17.8
Respiratory (30.0-34.99)	0	0.0	2,595	0.9
Cardiovascular (35.0-39.99)	0	0.0	13,957	4.6
Lymphatic/Hemetic (40.0-41.99)	1	0.5	2,092	0.7
Digestive System (42.0-54.99)	122	55.0	79,482	26.4
Urinary (55.0-59.99)	0	0.0	7,394	2.5
Male Genital (60.0-64.99)	0	0.0	3,824	1.3
Female Genital (65.0-71.99)	15	6.8	12,874	4.3
Endocrine/Nervous (01.0-07.99)	3	1.4	19,288	6.4
Eye (08.0-16.99)	30	13.5	19,110	6.3
Ear (18.0-20.99)	20	9.0	14,450	4.8
Nose, Mouth, Pharynx (21.0-29.99)	19	8.6	29,272	9.7
Other*	2	0.9	35,970	12.0
Reporting Category (CPT-4 CODES)	.	.	363,184	100.0
Mastectomy (19120-19220)	.	.	3,282	0.9
Musculoskeletal (20000-29909)	.	.	49,166	13.5
Respiratory (30000-32999)	.	.	12,335	3.4
Cardiovascular (33010-37799 & 93501-93660)	.	.	30,942	8.5
Lymphatic/Hemetic (38100-38999)	.	.	1,669	0.5
Diaphragm (39501-39599)	.	.	3	0.0
Digestive System (40490-49999)	.	.	84,020	23.1
Urinary (50010-53899)	.	.	8,260	2.3
Male Genital (54000-55899)	.	.	3,300	0.9
Female Genital (56405-58999)	.	.	8,683	2.4
Endocrine/Nervous (60000-64999)	.	.	17,357	4.8
Eye (65091-68899)	.	.	10,599	2.9
Ear (69000-69979)	.	.	8,100	2.2
Other*	.	.	125,468	34.5

SOURCE: Utah Ambulatory Surgery Database

Utah Health Data Committee/Office of Health Care Statistics.

* Procedure falls outside reporting categories.

AMB ST 1-2

UTAH HOSPITAL AND FREESTANDING AMBULATORY SURGERY CENTER (FASC) UTILIZATION AND CHARGE PROFILE OF OUTPATIENT SURGERY, 2002
 MOST COMMONLY PERFORMED CPT-4 AND ICD-9 PROCEDURES

128 San Juan Hospital

ICD-9 CODE	ICD-9 DESCRIPTION	#	%	% ALL Hospitals
All ICD-9 Procedures		222	100.0	100.0
4516	ESOPHAGOGASTRODUODENOSCPY-CLO BX	45	20.3	4.22
4523	COLONOSCOPY	25	11.3	4.95
2001	MYRINGOTOMY W/INSRT TUBE	20	9.0	3.82
1341	PHACOEMLSIFICATION-ASPIR CATARACT	14	6.3	1.53
1371	IOL PROSTH-CATARACT EXTRACT-1-STAGE	14	6.3	1.56
283	TONSILLECTOMY W/ADENOIDECTOMY	11	5.0	1.61
4542	ENDO POLYPECTOMY LG INTESTINE	10	4.5	2.58
4525	CLO [ENDO] BX LG INTESTINE	9	4.1	1.85
6909	OTH D&C UTERUS	8	3.6	0.61
282	TONSILLECTOMY WO ADENOIDECTOMY	7	3.2	0.67
5123	LAP CHOLEY	7	3.2	1.92
8521	LOC EXC LES BREAST	6	2.7	1.03
4524	FLEX SIGMOIDOSCOPY	5	2.3	0.25
4946	EXC HEMORRHOIDS	5	2.3	0.17
6902	D&C FOLLOWING DELIV/AB	4	1.8	0.24
5303	UNILAT REPR DIRECT ING HERN-GFT	3	1.4	0.38
5349	OTH UMB HERNIORRHAPHY	3	1.4	0.32
0392	INJ OTH AGENT SPINAL CANAL	2	0.9	2.02
1364	DISCISSION SECNDRY MEMBRN	2	0.9	0.31
4945	LIG HEMORRHOIDS	2	0.9	0.01

CPT-4 CODE	CPT-4 DESCRIPTION	#	%	% ALL Hospitals
All CPT-4 Procedures				

Does not report CPTs

AMB ST 1-3

UTAH HOSPITAL AND FREESTANDING AMBULATORY SURGERY CENTER (FASC) UTILIZATION AND CHARGE PROFILE OF OUTPATIENT SURGERY, 2002
 AVERAGE TOTAL CHARGES FOR MOST COMMONLY PERFORMED CPT-4 AND ICD-9 PROCEDURES, SINGLE ICD-9 OR CPT-4 ONLY

128 San Juan Hospital

ICD-9 CODE	ICD-9 DESCRIPTION	#	AVE TOT CHR	AVE TOT CHR(ALL Hospitals)
ICD-9 Procedures				
		128	\$2,054	\$2,254
4516	ESOPHAGOGASTRODUODENOSCPY-CLO BX	39	\$1,699	\$938
4523	COLONOSCOPY	20	\$1,925	\$782
283	TONSILLECTOMY W/ADENOIDECTOMY	11	\$2,664	\$1,655
282	TONSILLECTOMY WO ADENOIDECTOMY	7	\$2,400	\$1,956
4525	CLO [ENDO] BX LG INTESTINE	7	\$2,066	\$1,109
6909	OTH D&C UTERUS	6	\$1,962	\$1,868
4524	FLEX SIGMOIDOSCOPY	5	\$1,291	\$456
4542	ENDO POLYPECTOMY LG INTESTINE	5	\$2,095	\$1,037
5123	LAP CHOLEY	4	\$4,554	\$4,729
6902	D&C FOLLOWING DELIV/AB	4	\$1,673	\$1,984
5349	OTH UMB HERNIORRHAPHY	3	\$2,859	\$2,059
1364	DISCISSION SECNDRY MEMBRN	2	\$355	\$527
4946	EXC HEMORRHOIDS	2	\$3,012	\$2,382
5303	UNILAT REPR DIRECT ING HERN-GFT	2	\$2,238	\$3,023
0392	INJ OTH AGENT SPINAL CANAL	1	\$1,197	\$682
2132	LOC EXC/DESTRUC OTH LES NOSE	1	\$720	\$1,497
4023	EXC AX LYMPH NODE	1	\$736	\$2,729
4311	PERCUT [ENDO] GASTROSTOMY [PEG]	1	\$133	\$1,606
4552	ISOLATION SEGMENT LG INTESTINE	1	\$3,393	\$3,393
4823	RIGID PROCTOSIGMOIDOSCOPY	1	\$1,382	\$952

CPT-4 CODE	CPT-4 DESCRIPTION	#	AVE TOT CHR	AVE TOT CHR(ALL Hospitals)
CPT-4 Procedures				

Does not report CPTs

AMB ST 1-6

UTAH HOSPITAL AND FREESTANDING AMBULATORY SURGERY CENTER (FASC) UTILIZATION AND CHARGE PROFILE OF OUTPATIENT SURGERY, 2002
 NUMBER OF SELECTED AMBULATORY SURGERY PATIENT VISITS BY PATIENT PROFILE

128 San Juan Hospital

Patient Profile	Patient Visits		Patient Visits-All Hospitals	
	(#)	(%)	(#)	(%)
GENDER				
Female	88	50.6	99,046	54.3
Male	86	49.4	83,377	45.7
Unknown	0	0.0	1	0.0
Not Reported	0	0.0	3	0.0
AGE				
1-28 days	0	0.0	201	0.1
29-365 days	4	2.3	2,806	1.5
1-4 years	9	5.2	10,230	5.6
5-9	5	2.9	5,477	3.0
10-14	6	3.4	4,621	2.5
15-17	4	2.3	4,481	2.5
18-19	3	1.7	3,763	2.1
20-24	2	1.1	11,153	6.1
25-29	5	2.9	10,390	5.7
30-34	9	5.2	10,476	5.7
35-39	8	4.6	10,951	6.0
40-44	6	3.4	13,202	7.2
45-49	12	6.9	14,095	7.7
50-54	15	8.6	15,731	8.6
55-59	12	6.9	13,738	7.5
60-64	12	6.9	11,970	6.6
65-69	14	8.0	11,268	6.2
70-74	15	8.6	10,407	5.7
75-79	18	10.3	8,832	4.8
80-84	9	5.2	5,577	3.1
85-89	1	0.6	2,334	1.3
90 +	5	2.9	720	0.4
Not Reported	0	0.0	205	0.1
SOURCE OF ADMISSION				
Physician Referral	169	97.1	170,677	93.6
Clinic Referral	0	0.0	371	0.2
HMO Referral	0	0.0	163	0.1
Other Hospital	0	0.0	143	0.1
Skilled Nursing Facility	0	0.0	17	0.0
Other Health Care Facility	0	0.0	19	0.0
Emergency Room	5	2.9	3,138	1.7
Court/Law Enforcement	0	0.0	4	0.0
Unknown	0	0.0	3,312	1.8
Not Reported	0	0.0	4,583	2.5

(Continued)

AMB ST 1-6

UTAH HOSPITAL AND FREESTANDING AMBULATORY SURGERY CENTER (FASC) UTILIZATION AND CHARGE PROFILE OF OUTPATIENT SURGERY, 2002
 NUMBER OF SELECTED AMBULATORY SURGERY PATIENT VISITS BY PATIENT PROFILE

128 San Juan Hospital

Patient Profile	Patient Visits		Patient Visits-All Hospitals	
	(#)	(%)	(#)	(%)
DISCHARGE STATUS				
Home or Self Care	171	98.3	181,621	99.6
Another Hospital	0	0.0	132	0.1
Skilled Nursing Facility	0	0.0	207	0.1
Intermediate Care Facility	3	1.7	14	0.0
Another Type of Institution	0	0.0	41	0.0
Under Care of Home Service	0	0.0	184	0.1
Left Against Medical Advice	0	0.0	13	0.0
Under Care of Home IV Provider	0	0.0	8	0.0
Expired	0	0.0	6	0.0
Unknown	0	0.0	189	0.1
Not Reported	0	0.0	12	0.0
PRIMARY PAYER				
Medicare	63	36.2	39,406	21.6
Medicaid	26	14.9	12,181	6.7
Other government	1	0.6	2,765	1.5
Blue Cross/Blue Shield	29	16.7	25,235	13.8
Other Commercial	9	5.2	17,505	9.6
Managed Care(HMO, PPO)	43	24.7	77,069	42.2
Self Pay	2	1.1	2,955	1.6
Industrial & Worker Comp	0	0.0	3,998	2.2
Charity and Unclassified	0	0.0	123	0.1
Childrens Health Insurance	0	0.0	346	0.2
Unknown	0	0.0	703	0.4
Not Reported	1	0.6	141	0.1
LOCAL HEALTH DISTRICT OF PATIENT RESIDENCE				
Bear River	0	0.0	12,345	6.8
Central Utah	0	0.0	6,772	3.7
Davis County	0	0.0	19,304	10.6
Salt Lake County	1	0.6	62,264	34.1
Southeastern Utah	165	94.8	4,319	2.4
Southwest Utah	2	1.1	11,788	6.5
Summit County	0	0.0	1,676	0.9
Tooele County	0	0.0	3,248	1.8
Tri-County	0	0.0	4,686	2.6
Utah County	0	0.0	31,011	17.0
Wasatch County	0	0.0	1,317	0.7
Weber County	0	0.0	15,685	8.6
Unknown Utah	1	0.6	56	0.0
Outside Utah	5	2.9	7,881	4.3
Unknown, Not Reported	0	0.0	75	0.0

SOURCE: Utah Ambulatory Surgery Database,
 Utah Health Data Committee/Office of Health Care Statistics.

AMB ST 1-1

UTAH HOSPITAL AND FREESTANDING AMBULATORY SURGERY CENTER (FASC) UTILIZATION AND CHARGE PROFILE OF OUTPATIENT SURGERY, 2002
NUMBER OF CPT-4 AND ICD-9 PROCEDURES BY SELECTED AMBULATORY SURGERY REPORTING CATEGORY

130 Sanpete Valley Hospital

Reporting Category (ICD-9-CM CODES)	Procedures Performed		Procedures Performed-All Hospitals	
	(#)	(%)	(#)	(%)
Reporting Category (ICD-9-CM CODES)	643	100.0	300,948	100.0
Mastectomy (85.0-85.99)	15	2.3	6,951	2.3
Musculoskeletal (76.0-84.99)	52	8.1	53,689	17.8
Respiratory (30.0-34.99)	0	0.0	2,595	0.9
Cardiovascular (35.0-39.99)	0	0.0	13,957	4.6
Lymphatic/Hemetic (40.0-41.99)	1	0.2	2,092	0.7
Digestive System (42.0-54.99)	335	52.1	79,482	26.4
Urinary (55.0-59.99)	4	0.6	7,394	2.5
Male Genital (60.0-64.99)	6	0.9	3,824	1.3
Female Genital (65.0-71.99)	34	5.3	12,874	4.3
Endocrine/Nervous (01.0-07.99)	22	3.4	19,288	6.4
Eye (08.0-16.99)	102	15.9	19,110	6.3
Ear (18.0-20.99)	0	0.0	14,450	4.8
Nose, Mouth, Pharynx (21.0-29.99)	18	2.8	29,272	9.7
Other*	54	8.4	35,970	12.0
Reporting Category (CPT-4 CODES)	590	100.0	363,184	100.0
Mastectomy (19120-19220)	7	1.2	3,282	0.9
Musculoskeletal (20000-29909)	51	8.6	49,166	13.5
Respiratory (30000-32999)	0	0.0	12,335	3.4
Cardiovascular (33010-37799 & 93501-93660)	5	0.8	30,942	8.5
Lymphatic/Hemetic (38100-38999)	1	0.2	1,669	0.5
Diaphragm (39501-39599)	0	0.0	3	0.0
Digestive System (40490-49999)	320	54.2	84,020	23.1
Urinary (50010-53899)	3	0.5	8,260	2.3
Male Genital (54000-55899)	4	0.7	3,300	0.9
Female Genital (56405-58999)	27	4.6	8,683	2.4
Endocrine/Nervous (60000-64999)	1	0.2	17,357	4.8
Eye (65091-68899)	63	10.7	10,599	2.9
Ear (69000-69979)	0	0.0	8,100	2.2
Other*	108	18.3	125,468	34.5

SOURCE: Utah Ambulatory Surgery Database

Utah Health Data Committee/Office of Health Care Statistics.

* Procedure falls outside reporting categories.

AMB ST 1-2

UTAH HOSPITAL AND FREESTANDING AMBULATORY SURGERY CENTER (FASC) UTILIZATION AND CHARGE PROFILE OF OUTPATIENT SURGERY, 2002
 MOST COMMONLY PERFORMED CPT-4 AND ICD-9 PROCEDURES

130 Sanpete Valley Hospital

ICD-9 CODE	ICD-9 DESCRIPTION	#	%	% ALL Hospitals
All ICD-9 Procedures		643	100.0	100.0
4523	COLONOSCOPY	78	12.1	4.95
8753	INTRAOP CHOLANGIOGRAM	44	6.8	1.09
4516	ESOPHAGOGASTRODUODENOSCPY-CLO BX	43	6.7	4.22
5123	LAP CHOLEY	43	6.7	1.92
1341	PHACOEMLSIFICATION-ASPIR CATARACT	39	6.1	1.53
1371	IOL PROSTH-CATARACT EXTRACT-1-STAGE	39	6.1	1.56
4513	OTH ENDO SM INTESTINE	34	5.3	1.87
4542	ENDO POLYPECTOMY LG INTESTINE	30	4.7	2.58
1369	OTH CATARACT EXTRACT	24	3.7	0.04
0443	RELEASE CARPAL TUNNEL	21	3.3	1.12
8023	ARTHSCPY-WRIST	20	3.1	0.13
4701	LAP APPEENDECTOMY	17	2.6	0.30
5421	LAPAROSCOPY	16	2.5	0.60
4292	DILAT ESOPH	11	1.7	1.18
282	TONSILLECTOMY WO ADENOIDECTOMY	9	1.4	0.67
283	TONSILLECTOMY W/ADENOIDECTOMY	7	1.1	1.61
4525	CLO [ENDO] BX LG INTESTINE	7	1.1	1.85
7756	REPR HAMMER TOE	7	1.1	0.38
8521	LOC EXC LES BREAST	7	1.1	1.03
5304	UNILAT REPR INDIRECT ING HERN-GFT	6	0.9	0.47

CPT-4 CODE	CPT-4 DESCRIPTION	#	%	% ALL Hospitals
All CPT-4 Procedures		590	100.0	100.0
45378	COLONOSCOPY FLEX; DX-SEP PROC	74	12.5	3.53
47563	LAPARSCPY SURG; CHOLECT W/CHOLAN	43	7.3	0.89
66984	EXTRACAPSULAR CATARACT REMV IOL	39	6.6	1.23
43239	UGI ENDO; W/BX 1/MX	36	6.1	3.22
43235	UGI ENDO; DX W/NO CLCT SPECMN-SP	30	5.1	0.99
45385	COLONOSCOPY FLEX; W/REMV LES-SNA	24	4.1	2.05
66821	DISCISSION 2ND CATARACT; LASER S	24	4.1	0.24
44970	LAPAROSCOPY SURGICAL APPEENDECTOM	17	2.9	0.27
99201	OFC/OUTPT E&M NEW MINOR 10 MIN	16	2.7	0.51
49650	LAPARSCPY SURG; REPR INIT ING HE	15	2.5	0.15
29848	ENDO WRST SURG REL TRNS CARP LIG	14	2.4	0.22
28285	CORRECTION HAMMERTOE	12	2.0	0.41
88305	LEVEL IV - SURG PATH GROSS&MIC E	11	1.9	1.89
42826	TONSILLECTOMY PRIM/SEC; AGE 12/O	8	1.4	0.43
43249	UGI ENDO; W/BALLOON DILAT ESOPHA	7	1.2	0.48
45380	COLONOSCOPY FLEX; W/BX 1/MX	7	1.2	1.47
G0001	ROUTINE VENIPUNCT CLCT SPECIMEN	7	1.2	0.69
19120	EXC BRST CYST TUMR/LES OPN M/F 1	6	1.0	0.60
28296	HALLUX VALGUS; W/METATARSAL OSTE	6	1.0	0.17
58670	LAPARSCPY SURGICAL; W/FULG OVIDU	6	1.0	0.16

SOURCE: Utah Ambulatory Surgery Database
 Utah Health Data Committee/Office of Health Care Statistics

AMB ST 1-3

UTAH HOSPITAL AND FREESTANDING AMBULATORY SURGERY CENTER (FASC) UTILIZATION AND CHARGE PROFILE OF OUTPATIENT SURGERY, 2002
 AVERAGE TOTAL CHARGES FOR MOST COMMONLY PERFORMED CPT-4 AND ICD-9 PROCEDURES, SINGLE ICD-9 OR CPT-4 ONLY

130 Sanpete Valley Hospital

ICD-9 CODE	ICD-9 DESCRIPTION	#	AVE TOT CHRG	AVE TOT CHRG (ALL Hospitals)
ICD-9 Procedures		277	\$1,984	\$2,254
4523	COLONOSCOPY	66	\$1,010	\$782
4516	ESOPHAGOGASTRODUODENOSCPY-CLO BX	25	\$1,018	\$938
1369	OTH CATARACT EXTRACT	24	\$529	\$466
4513	OTH ENDO SM INTESTINE	23	\$985	\$756
4542	ENDO POLYPECTOMY LG INTESTINE	22	\$1,201	\$1,037
4701	LAP APPENDECTOMY	15	\$5,519	\$5,663
282	TONSILLECTOMY WO ADENOIDECTOMY	8	\$2,367	\$1,956
283	TONSILLECTOMY W/ADENOIDECTOMY	7	\$2,198	\$1,655
6902	D&C FOLLOWING DELIV/AB	6	\$2,805	\$1,984
4525	CLO [ENDO] BX LG INTESTINE	5	\$1,249	\$1,109
5349	OTH UMB HERNIORRHAPHY	5	\$3,549	\$2,059
7751	BUNIONEC SOFT-OSTEOT 1ST METATARS	5	\$3,123	\$2,849
8521	LOC EXC LES BREAST	5	\$2,779	\$2,019
5361	INCIS HERN REPR W/PROSTH	4	\$4,461	\$4,106
6959	OTH ASPIR CURET UTERUS	4	\$3,075	\$1,814
4836	[ENDO] POLYPECTOMY RECTUM	3	\$1,196	\$1,034
5451	LAP LYSIS PERITONEAL ADHES	3	\$4,243	\$3,665
7756	REPR HAMMER TOE	3	\$3,350	\$2,318
287	CNTRL HEMORR AFTER T&A	2	\$2,570	\$2,223
4443	ENDO CNTRL GASTRIC/DUODENAL HEMORR	2	\$1,359	\$1,160

CPT-4 CODE	CPT-4 DESCRIPTION	#	AVE TOT CHRG	AVE TOT CHRG (ALL Hospitals)
CPT-4 Procedures		364	\$2,508	\$2,003
45378	COLONOSCOPY FLEX; DX-SEP PROC	62	\$1,008	\$741
47563	LAPARSCPY SURG; CHOLECT W/CHOLAN	40	\$5,148	\$4,959
66984	EXTRACAPSULAR CATARACT REMV IOL	38	\$2,815	\$2,599
66821	DISCISSION 2ND CATARACT; LASER S	24	\$529	\$576
43235	UGI ENDO; DX W/WO CLCT SPECMN-SP	22	\$978	\$661
43239	UGI ENDO; W/BX 1/MX	20	\$1,017	\$889
45385	COLONOSCOPY FLEX; W/REMV LES-SNA	18	\$1,217	\$947
29848	ENDO WRST SURG REL TRNS CARP LIG	14	\$3,653	\$1,969
44970	LAPAROSCOPY SURGICAL APPENDECTOM	13	\$5,517	\$5,612
49650	LAPARSCPY SURG; REPR INIT ING HE	12	\$4,793	\$4,628
42826	TONSILLECTOMY PRIM/SEC; AGE 12/O	7	\$2,404	\$2,061
42820	T&A; UNDER AGE 12	5	\$2,351	\$1,610
19120	EXC BRST CYST TUMR/LES OPN M/F 1	4	\$2,653	\$1,911
28296	HALLUX VALGUS; W/METATARSAL OSTE	4	\$2,774	\$2,823
45380	COLONOSCOPY FLEX; W/BX 1/MX	4	\$1,108	\$1,052
45384	COLONOSCOPY FLEX; REMV LES-FORCE	4	\$1,189	\$1,252
49585	REPR UMBIL HERNIA 5YR/OVER; RDOC	4	\$3,627	\$2,432
58120	DILATION & CURET DX &/ THERAPEUT	4	\$3,075	\$1,627
99201	OFC/OUTPT E&M NEW MINOR 10 MIN	4	\$1,073	\$780
49329	UNLIST LAP PROC ABD PERTN&OMNTUM	3	\$4,243	\$3,794

SOURCE: Utah Ambulatory Surgery Database
 Utah Health Data Committee/Office of Health Care Statistics

AMB ST 1-4

UTAH HOSPITAL AND FREESTANDING AMBULATORY SURGERY CENTER (FASC) UTILIZATION AND CHARGE PROFILE OF OUTPATIENT SURGERY, 2002
PROCEDURE APG CATEGORY, PROCEDURE APG

130 Sanpete Valley Hospital

Procedure APG category	Procedure APG	TOTAL #	TOTAL # (ALL Hospitals)
01	INTEGUMENTARY SYSTEM	23	13,519
	002 SUPERFICIAL NEEDLE BIOPSY AND ASPIRATION	1	2,597
	007 COMPLEX EXCISION, BIOPSY AND DEBRIDEMENT	3	1,731
	008 SIMPLE EXCISION AND BIOPSY	3	1,756
	009 COMPLEX SKIN REPAIRS INCL INTEGUMENT GRAFTS, TRANSFER & REARRANGE	3	1,422
	011 SIMPLE INCISION AND EXCISION OF BREAST	13	3,917
02	MUSCULOSKELETAL SYSTEM	44	42,903
	021 COMPLEX MUSCULOSKELETAL PROCEDURES EXCLUDING HAND AND FOOT	1	5,617
	022 SIMPLE MUSCULOSKELETAL PROCEDURES EXCLUDING HAND AND FOOT	1	1,767
	024 SIMPLE HAND AND FOOT MUSCULOSKELETAL PROCEDURES	19	9,596
	025 ARTHROSCOPY	14	17,119
	032 BUNION PROCEDURES	9	1,318
04	CARDIOVASCULAR SYSTEM	1	23,208
	079 REMOVAL AND REVISION OF PACEMAKER AND VASCULAR DEVICE	1	477
05	HEMATOLOGIC, LYMPHATIC, AND ENDOCRINE	5	2,265
	095 DEEP LYMPH STRUCTURE AND THYROID PROCEDURES	1	1,385
	097 TRANSFUSION	4	757
06	DIGESTIVE SYSTEM	308	71,902
	112 ESOPHAGEAL DILATION WITHOUT ENDOSCOPY	3	1,062
	114 PROCTOSIGMOIDOSCOPY WITH EXCISION OR BIOPSY	1	324
	115 DIAGNOSTIC UPPER GI ENDOSCOPY OR INTUBATION	66	15,392
	116 THERAPEUTIC UPPER GI ENDOSCOPY OR INTUBATION	10	3,826
	117 LOWER GASTROINTESTINAL ENDOSCOPY	109	27,082
	119 HERNIA AND HYDROCELE PROCEDURES	21	6,810
	120 COMPLEX ANAL AND RECTAL PROCEDURES	1	815
	121 SIMPLE ANAL AND RECTAL PROCEDURES	2	464
	123 COMPLEX LAPAROSCOPIC PROCEDURES	94	13,216
	124 SIMPLE LAPAROSCOPIC PROCEDURES	1	148
07	URINARY SYSTEM	3	6,921
	135 MODERATE CYSTOURETHROSCOPY	1	2,121
	137 COMPLEX URETHRAL PROCEDURES	1	97
	138 SIMPLE URETHRAL PROCEDURES	1	93
08	MALE GENITAL SYSTEM	4	2,946
	151 TESTICULAR AND EPIDIDYMAL PROCEDURES	1	1,341
	153 COMPLEX PENILE PROCEDURES	1	327
	154 SIMPLE PENILE PROCEDURES	2	896
09	FEMALE GENITAL SYSTEM	16	4,976
	177 SIMPLE FEMALE REPRODUCTIVE PROCEDURES	5	1,182
	178 DILATION AND CURETTAGE	4	891
	179 HYSTEROSCOPY	7	1,603
10	NERVOUS SYSTEM	1	14,776
	198 NERVE REPAIR AND DESTRUCTION	1	4,022
11	EYE AND OCULAR ADNEXA	63	10,576
	213 LASER EYE PROCEDURES	24	963
	214 CATARACT PROCEDURES	39	4,643
12	FACIAL, EAR, NOSE, MOUTH AND THROAT	18	28,144

AMB ST 1-4

UTAH HOSPITAL AND FREESTANDING AMBULATORY SURGERY CENTER (FASC) UTILIZATION AND CHARGE PROFILE OF OUTPATIENT SURGERY, 2002
 PROCEDURE APG CATEGORY, PROCEDURE APG

130 Sanpete Valley Hospital

procedure APG category	procedure APG	TOTAL #	TOTAL # (ALL Hospitals)
	234 COMPLEX FACIAL AND ENT PROCEDURES	2	4,770
	236 TONSIL AND ADENOID PROCEDURES	16	7,583

AMB ST 1-5

UTAH HOSPITAL AND FREESTANDING AMBULATORY SURGERY CENTER (FASC) UTILIZATION AND CHARGE PROFILE OF OUTPATIENT SURGERY, 2002
 PROCEDURE APG CATEGORY, PROCEDURE APG, SINGLE APG ONLY

130 Sanpete Valley Hospital

Procedure APG category	Procedure APG	TOTAL #	AVE TOT CHRGR	AVE TOT CHRGR(ALL Hospitals)
01	INTEGUMENTARY SYSTEM	7	\$2,965	\$2,141
	007 COMPLEX EXCISION, BIOPSY AND DEBRIDEMENT	1	\$2,259	\$2,263
	009 COMPLEX SKIN REPAIRS INCL INTEGUMENT GRAFTS, TRANSFER & REARRAN	2	\$3,941	\$2,942
	011 SIMPLE INCISION AND EXCISION OF BREAST	4	\$2,653	\$1,987
02	MUSCULOSKELETAL SYSTEM	26	\$3,287	\$2,888
	021 COMPLEX MUSCULOSKELETAL PROCEDURES EXCLUDING HAND AND FOOT	1	\$2,517	\$3,672
	024 SIMPLE HAND AND FOOT MUSCULOSKELETAL PROCEDURES	6	\$2,778	\$2,059
	025 ARTHROSCOPY	14	\$3,653	\$3,554
	032 BUNION PROCEDURES	5	\$3,029	\$2,827
05	HEMATOLOGIC, LYMPHATIC, AND ENDOCRINE	1	\$5,132	\$2,960
	095 DEEP LYMPH STRUCTURE AND THYROID PROCEDURES	1	\$5,132	\$3,516
06	DIGESTIVE SYSTEM	226	\$2,499	\$1,572
	112 ESOPHAGEAL DILATION WITHOUT ENDOSCOPY	2	\$1,263	\$577
	114 PROCTOSIGMOIDOSCOPY WITH EXCISION OR BIOPSY	1	\$1,660	\$671
	115 DIAGNOSTIC UPPER GI ENDOSCOPY OR INTUBATION	42	\$997	\$827
	116 THERAPEUTIC UPPER GI ENDOSCOPY OR INTUBATION	5	\$1,330	\$1,177
	117 LOWER GASTROINTESTINAL ENDOSCOPY	88	\$1,063	\$860
	119 HERNIA AND HYDROCELE PROCEDURES	13	\$3,462	\$2,637
	120 COMPLEX ANAL AND RECTAL PROCEDURES	1	\$3,313	\$2,094
	121 SIMPLE ANAL AND RECTAL PROCEDURES	2	\$2,057	\$1,884
	123 COMPLEX LAPAROSCOPIC PROCEDURES	72	\$5,086	\$4,623
07	URINARY SYSTEM	3	\$2,736	\$3,060
	135 MODERATE CYSTOURETHROSCOPY	1	\$2,371	\$2,505
	137 COMPLEX URETHRAL PROCEDURES	1	\$3,245	\$2,659
	138 SIMPLE URETHRAL PROCEDURES	1	\$2,593	\$1,774
08	MALE GENITAL SYSTEM	4	\$5,197	\$2,312
	151 TESTICULAR AND EPIDIDYMAL PROCEDURES	1	\$4,290	\$2,147
	153 COMPLEX PENILE PROCEDURES	1	\$12,193	\$2,333
	154 SIMPLE PENILE PROCEDURES	2	\$2,152	\$1,239
09	FEMALE GENITAL SYSTEM	10	\$3,213	\$2,440
	178 DILATION AND CURETTAGE	4	\$3,075	\$1,640
	179 HYSTEROSCOPY	6	\$3,305	\$2,869
10	NERVOUS SYSTEM	1	\$3,667	\$1,212
	198 NERVE REPAIR AND DESTRUCTION	1	\$3,667	\$1,869
11	EYE AND OCULAR ADNEXA	62	\$1,930	\$2,298
	213 LASER EYE PROCEDURES	24	\$529	\$575
	214 CATARACT PROCEDURES	38	\$2,815	\$2,599
12	FACIAL, EAR, NOSE, MOUTH AND THROAT	17	\$2,321	\$1,870
	234 COMPLEX FACIAL AND ENT PROCEDURES	2	\$2,570	\$3,757
	236 TONSIL AND ADENOID PROCEDURES	15	\$2,288	\$1,733

SOURCE: Utah Ambulatory Surgery Database
 Utah Health Data Committee/Office of Health Care Statistics

AMB ST 1-6

UTAH HOSPITAL AND FREESTANDING AMBULATORY SURGERY CENTER (FASC) UTILIZATION AND CHARGE PROFILE OF OUTPATIENT SURGERY, 2002
 NUMBER OF SELECTED AMBULATORY SURGERY PATIENT VISITS BY PATIENT PROFILE

130 Sanpete Valley Hospital

Patient Profile	Patient Visits		Patient Visits-All Hospitals	
	(#)	(%)	(#)	(%)
GENDER				
Female	268	60.4	99,046	54.3
Male	176	39.6	83,377	45.7
Unknown	0	0.0	1	0.0
Not Reported	0	0.0	3	0.0
AGE				
1-28 days	0	0.0	201	0.1
29-365 days	1	0.2	2,806	1.5
1-4 years	2	0.5	10,230	5.6
5-9	6	1.4	5,477	3.0
10-14	6	1.4	4,621	2.5
15-17	8	1.8	4,481	2.5
18-19	12	2.7	3,763	2.1
20-24	35	7.9	11,153	6.1
25-29	19	4.3	10,390	5.7
30-34	21	4.7	10,476	5.7
35-39	26	5.9	10,951	6.0
40-44	27	6.1	13,202	7.2
45-49	24	5.4	14,095	7.7
50-54	37	8.3	15,731	8.6
55-59	39	8.8	13,738	7.5
60-64	29	6.5	11,970	6.6
65-69	36	8.1	11,268	6.2
70-74	35	7.9	10,407	5.7
75-79	45	10.1	8,832	4.8
80-84	26	5.9	5,577	3.1
85-89	8	1.8	2,334	1.3
90 +	2	0.5	720	0.4
Not Reported	0	0.0	205	0.1
SOURCE OF ADMISSION				
Physician Referral	426	95.9	170,677	93.6
Clinic Referral	0	0.0	371	0.2
HMO Referral	0	0.0	163	0.1
Other Hospital	0	0.0	143	0.1
Skilled Nursing Facility	0	0.0	17	0.0
Other Health Care Facility	0	0.0	19	0.0
Emergency Room	18	4.1	3,138	1.7
Court/Law Enforcement	0	0.0	4	0.0
Unknown	0	0.0	3,312	1.8
Not Reported	0	0.0	4,583	2.5

(Continued)

AMB ST 1-6

UTAH HOSPITAL AND FREESTANDING AMBULATORY SURGERY CENTER (FASC) UTILIZATION AND CHARGE PROFILE OF OUTPATIENT SURGERY, 2002
 NUMBER OF SELECTED AMBULATORY SURGERY PATIENT VISITS BY PATIENT PROFILE

130 Sanpete Valley Hospital

Patient Profile	Patient Visits		Patient Visits-All Hospitals	
	(#)	(%)	(#)	(%)
DISCHARGE STATUS				
Home or Self Care	444	100.0	181,621	99.6
Another Hospital	0	0.0	132	0.1
Skilled Nursing Facility	0	0.0	207	0.1
Intermediate Care Facility	0	0.0	14	0.0
Another Type of Institution	0	0.0	41	0.0
Under Care of Home Service	0	0.0	184	0.1
Left Against Medical Advice	0	0.0	13	0.0
Under Care of Home IV Provider	0	0.0	8	0.0
Expired	0	0.0	6	0.0
Unknown	0	0.0	189	0.1
Not Reported	0	0.0	12	0.0
PRIMARY PAYER				
Medicare	150	33.8	39,406	21.6
Medicaid	48	10.8	12,181	6.7
Other government	6	1.4	2,765	1.5
Blue Cross/Blue Shield	46	10.4	25,235	13.8
Other Commercial	37	8.3	17,505	9.6
Managed Care(HMO, PPO)	143	32.2	77,069	42.2
Self Pay	7	1.6	2,955	1.6
Industrial & Worker Comp	3	0.7	3,998	2.2
Charity and Unclassified	0	0.0	123	0.1
Childrens Health Insurance	0	0.0	346	0.2
Unknown	4	0.9	703	0.4
Not Reported	0	0.0	141	0.1
LOCAL HEALTH DISTRICT OF PATIENT RESIDENCE				
Bear River	1	0.2	12,345	6.8
Central Utah	425	95.7	6,772	3.7
Davis County	0	0.0	19,304	10.6
Salt Lake County	3	0.7	62,264	34.1
Southeastern Utah	0	0.0	4,319	2.4
Southwest Utah	1	0.2	11,788	6.5
Summit County	0	0.0	1,676	0.9
Tooele County	4	0.9	3,248	1.8
Tri-County	0	0.0	4,686	2.6
Utah County	3	0.7	31,011	17.0
Wasatch County	1	0.2	1,317	0.7
Weber County	0	0.0	15,685	8.6
Unknown Utah	0	0.0	56	0.0
Outside Utah	6	1.4	7,881	4.3
Unknown, Not Reported	0	0.0	75	0.0

SOURCE: Utah Ambulatory Surgery Database,
 Utah Health Data Committee/Office of Health Care Statistics.

AMB ST 1-1

UTAH HOSPITAL AND FREESTANDING AMBULATORY SURGERY CENTER (FASC) UTILIZATION AND CHARGE PROFILE OF OUTPATIENT SURGERY, 2002
 NUMBER OF CPT-4 AND ICD-9 PROCEDURES BY SELECTED AMBULATORY SURGERY REPORTING CATEGORY

132 Sevier Valley Hospital

Reporting Category (ICD-9-CM CODES)	Procedures Performed		Procedures Performed-All Hospitals	
	(#)	(%)	(#)	(%)
Reporting Category (ICD-9-CM CODES)	1,850	100.0	300,948	100.0
Mastectomy (85.0-85.99)	28	1.5	6,951	2.3
Musculoskeletal (76.0-84.99)	319	17.2	53,689	17.8
Respiratory (30.0-34.99)	0	0.0	2,595	0.9
Cardiovascular (35.0-39.99)	1	0.1	13,957	4.6
Lymphatic/Hemetic (40.0-41.99)	1	0.1	2,092	0.7
Digestive System (42.0-54.99)	635	34.3	79,482	26.4
Urinary (55.0-59.99)	60	3.2	7,394	2.5
Male Genital (60.0-64.99)	58	3.1	3,824	1.3
Female Genital (65.0-71.99)	43	2.3	12,874	4.3
Endocrine/Nervous (01.0-07.99)	25	1.4	19,288	6.4
Eye (08.0-16.99)	202	10.9	19,110	6.3
Ear (18.0-20.99)	89	4.8	14,450	4.8
Nose, Mouth, Pharynx (21.0-29.99)	328	17.7	29,272	9.7
Other*	61	3.3	35,970	12.0
Reporting Category (CPT-4 CODES)	1,839	100.0	363,184	100.0
Mastectomy (19120-19220)	21	1.1	3,282	0.9
Musculoskeletal (20000-29909)	306	16.6	49,166	13.5
Respiratory (30000-32999)	14	0.8	12,335	3.4
Cardiovascular (33010-37799 & 93501-93660)	1	0.1	30,942	8.5
Lymphatic/Hemetic (38100-38999)	1	0.1	1,669	0.5
Diaphragm (39501-39599)	0	0.0	3	0.0
Digestive System (40490-49999)	908	49.4	84,020	23.1
Urinary (50010-53899)	84	4.6	8,260	2.3
Male Genital (54000-55899)	41	2.2	3,300	0.9
Female Genital (56405-58999)	29	1.6	8,683	2.4
Endocrine/Nervous (60000-64999)	24	1.3	17,357	4.8
Eye (65091-68899)	120	6.5	10,599	2.9
Ear (69000-69979)	45	2.4	8,100	2.2
Other*	245	13.3	125,468	34.5

SOURCE: Utah Ambulatory Surgery Database

Utah Health Data Committee/Office of Health Care Statistics.

* Procedure falls outside reporting categories.

AMB ST 1-2

UTAH HOSPITAL AND FREESTANDING AMBULATORY SURGERY CENTER (FASC) UTILIZATION AND CHARGE PROFILE OF OUTPATIENT SURGERY, 2002
 MOST COMMONLY PERFORMED CPT-4 AND ICD-9 PROCEDURES

132 Sevier Valley Hospital

ICD-9 CODE	ICD-9 DESCRIPTION	#	%	% ALL Hospitals
All ICD-9 Procedures				
232	RESTORATION TOOTH-FILLING	134	7.2	0.68
4523	COLONOSCOPY	115	6.2	4.95
4516	ESOPHAGOGASTRODUODENOSCPY-CLO BX	111	6.0	4.22
5123	LAP CHOLEY	98	5.3	1.92
2001	MYRINGOTOMY W/INSRT TUBE	86	4.6	3.82
1341	PHACOEMULSIFICATION-ASPIR CATARACT	80	4.3	1.53
1371	IOL PROSTH-CATARACT EXTRACT-1-STAGE	80	4.3	1.56
2370	ROOT CANAL-NOS	72	3.9	0.43
4513	OTH ENDO SM INTESTINE	68	3.7	1.87
283	TONSILLECTOMY W/ADENOIDECTOMY	65	3.5	1.61
4542	ENDO POLYPECTOMY LG INTESTINE	60	3.2	2.58
5732	OTH CYSTOSCOPY	53	2.9	0.55
7756	REPR HAMMER TOE	37	2.0	0.38
1364	DISCISSION SECNDRY MEMBRN	29	1.6	0.31
806	EXC SEMILUNAR CARTILAGE-KNEE	28	1.5	1.56
4525	CLO [ENDO] BX LG INTESTINE	26	1.4	1.85
8753	INTRAOP CHOLANGIOGRAM	25	1.4	1.09
4292	DILAT ESOPH	24	1.3	1.18
8521	LOC EXC LES BREAST	23	1.2	1.03
2309	EXTRACT OTH TOOTH	20	1.1	0.26

CPT-4 CODE	CPT-4 DESCRIPTION	#	%	% ALL Hospitals
All CPT-4 Procedures				
41899	UNLIST PROC DENTOALVEOL STRUCTUR	213	11.6	1.31
45378	COLONOSCOPY FLEX; DX-SEP PROC	112	6.1	3.53
43239	UGI ENDO; W/BX 1/MX	109	5.9	3.22
66984	EXTRACAPSULAR CATARACT REMV IOL	80	4.4	1.23
47562	LAPAROSCOPY SURGICAL; CHOLECT	74	4.0	0.63
45385	COLONOSCOPY FLEX; W/REMV LES-SNA	67	3.6	2.05
43235	UGI ENDO; DX W/WO CLCT SPECMN-SP	58	3.2	0.99
52000	CYSTOURETHROSCOPY-SEP PROC	52	2.8	0.11
42820	T&A; UNDER AGE 12	51	2.8	1.02
69990	MICSURG TECHNIQUES RQR USE OP MI	44	2.4	0.54
69436	TYMPANOSTOMY GENERAL ANESTHESIA	43	2.3	1.65
28285	CORRECTION HAMMERTOE	37	2.0	0.41
49505	REPR INIT ING HERNIA 5YR/MORE; R	32	1.7	0.79
45380	COLONOSCOPY FLEX; W/BX 1/MX	29	1.6	1.47
66821	DISCISSION 2ND CATARACT; LASER S	29	1.6	0.24
47563	LAPARSCPY SURG; CHOLECT W/CHOLAN	25	1.4	0.89
43456	DILAT ESOPH BALLOON/DILAT RETRO	22	1.2	0.02
19120	EXC BRST CYST TUMR/LES OPN M/F 1	21	1.1	0.60
29881	SCOPE KNEE SURG;W/MENISCECT MED/	21	1.1	0.99
64721	NEUROPLASTY; MEDIAN @ CARPAL TUN	17	0.9	0.60

SOURCE: Utah Ambulatory Surgery Database
 Utah Health Data Committee/Office of Health Care Statistics

AMB ST 1-3

UTAH HOSPITAL AND FREESTANDING AMBULATORY SURGERY CENTER (FASC) UTILIZATION AND CHARGE PROFILE OF OUTPATIENT SURGERY, 2002
 AVERAGE TOTAL CHARGES FOR MOST COMMONLY PERFORMED CPT-4 AND ICD-9 PROCEDURES, SINGLE ICD-9 OR CPT-4 ONLY

132 Sevier Valley Hospital

ICD-9 CODE	ICD-9 DESCRIPTION	#	AVE TOT CHRG	AVE TOT CHRG (ALL Hospitals)
ICD-9 Procedures		856	\$1,816	\$2,254
4523	COLONOSCOPY	100	\$851	\$782
4516	ESOPHAGOGASTRODUODENOSCPY-CLO BX	83	\$1,000	\$938
283	TONSILLECTOMY W/ADENOIDECTOMY	57	\$1,385	\$1,655
5123	LAP CHOLEY	55	\$5,252	\$4,729
5732	OTH CYSTOSCOPY	48	\$649	\$1,254
4542	ENDO POLYPECTOMY LG INTESTINE	45	\$1,183	\$1,037
4513	OTH ENDO SM INTESTINE	33	\$805	\$756
1364	DISCISSION SECNDRY MEMBRN	27	\$497	\$527
4525	CLO [ENDO] BX LG INTESTINE	21	\$1,126	\$1,109
8521	LOC EXC LES BREAST	18	\$1,863	\$2,019
640	CIRCUMCISION	17	\$338	\$1,259
232	RESTORATION TOOTH-FILLING	16	\$1,196	\$1,396
0443	RELEASE CARPAL TUNNEL	15	\$1,206	\$1,705
6097	OTH TRNSUR DESTR PROS TISS OTH THRM	15	\$3,769	\$5,913
7751	BUNIONEC SOFT-OSTEOT 1ST METATARS	14	\$2,329	\$2,849
806	EXC SEMILUNAR CARTILAGE-KNEE	13	\$2,916	\$3,545
4836	[ENDO] POLYPECTOMY RECTUM	10	\$1,141	\$1,034
5304	UNILAT REPR INDIRECT ING HERN-GFT	9	\$2,638	\$2,917
6902	D&C FOLLOWING DELIV/AB	9	\$1,662	\$1,984
7788	OTH PART OSTEC-TARSALS-METATARSALS	8	\$1,686	\$2,705

CPT-4 CODE	CPT-4 DESCRIPTION	#	AVE TOT CHRG	AVE TOT CHRG (ALL Hospitals)
CPT-4 Procedures		913	\$1,871	\$2,003
45378	COLONOSCOPY FLEX; DX-SEP PROC	97	\$848	\$741
43239	UGI ENDO; W/BX 1/MX	76	\$994	\$889
66984	EXTRACAPSULAR CATARACT REMV IOL	74	\$2,369	\$2,599
47562	LAPAROSCOPY SURGICAL; CHOLECT	54	\$5,213	\$4,941
45385	COLONOSCOPY FLEX; W/REMV LES-SNA	52	\$1,163	\$947
52000	CYSTOURETHROSCOPY-SEP PROC	47	\$633	\$1,375
42820	T&A; UNDER AGE 12	43	\$1,345	\$1,610
41899	UNLIST PROC DENTOALVEOL STRUCTUR	35	\$1,212	\$1,813
43235	UGI ENDO; DX W/VO CLCT SPECMN-SP	35	\$840	\$661
66821	DISCISSION 2ND CATARACT; LASER S	27	\$497	\$576
45380	COLONOSCOPY FLEX; W/BX 1/MX	23	\$1,100	\$1,052
19120	EXC BRST CYST TUMR/LES OPN M/F 1	18	\$1,862	\$1,911
47563	LAPARSCPY SURG; CHOLECT W/CHOLAN	18	\$6,354	\$4,959
49505	REPR INIT ING HERNIA 5YR/MORE; R	16	\$2,837	\$2,803
53852	TRNSURETH DSTRUC PROS TISS;RADIO	16	\$3,745	\$5,835
64721	NEUROPLASTY; MEDIAN @ CARPAL TUN	16	\$1,258	\$1,670
42821	T&A; AGE 12 OR OVER	14	\$1,510	\$1,830
29881	SCOPE KNEE SURG;W/MENISCECT MED/	11	\$2,837	\$3,358
28296	HALLUX VALGUS; W/METATARSAL OSTE	10	\$2,292	\$2,823
20680	REMOVAL OF IMPLANT; DEEP	8	\$1,726	\$2,123

SOURCE: Utah Ambulatory Surgery Database
 Utah Health Data Committee/Office of Health Care Statistics

AMB ST 1-4

UTAH HOSPITAL AND FREESTANDING AMBULATORY SURGERY CENTER (FASC) UTILIZATION AND CHARGE PROFILE OF OUTPATIENT SURGERY, 2002
PROCEDURE APG CATEGORY, PROCEDURE APG

132 Sevier Valley Hospital

Procedure APG category	Procedure APG	TOTAL #	TOTAL # (ALL Hospitals)
01	INTEGUMENTARY SYSTEM	48	13,519
	006 SIMPLE DEBRIDEMENT AND DESTRUCTION	4	588
	007 COMPLEX EXCISION, BIOPSY AND DEBRIDEMENT	9	1,731
	008 SIMPLE EXCISION AND BIOPSY	9	1,756
	010 SIMPLE SKIN REPAIR	1	599
	011 SIMPLE INCISION AND EXCISION OF BREAST	25	3,917
02	MUSCULOSKELETAL SYSTEM	288	42,903
	021 COMPLEX MUSCULOSKELETAL PROCEDURES EXCLUDING HAND AND FOOT	18	5,617
	022 SIMPLE MUSCULOSKELETAL PROCEDURES EXCLUDING HAND AND FOOT	7	1,767
	023 COMPLEX HAND AND FOOT MUSCULOSKELETAL PROCEDURES	17	1,639
	024 SIMPLE HAND AND FOOT MUSCULOSKELETAL PROCEDURES	114	9,596
	025 ARTHROSCOPY	75	17,119
	028 CLOSED TREATMENT FX & DISLOCATION OF FINGER, TOE & TRUNK	1	35
	029 CLOSED TREATMENT FX & DISLOCATION EXC FINGER, TOE & TRUNK	10	627
	030 OPEN OR PERCUTANEOUS TREATMENT OF FRACTURES	14	2,741
	031 BONE OR JOINT MANIPULATION UNDER ANESTHESIA	3	332
	032 BUNION PROCEDURES	24	1,318
	033 ARTHROPLASTY	1	483
	034 HAND AND FOOT TENOTOMY	3	167
	035 ARTHROCENTESIS AND LIGAMENT OR TENDON INJECTION	1	1,334
04	CARDIOVASCULAR SYSTEM	1	23,208
	080 MINOR VASCULAR REPAIR AND FISTULA CONSTRUCTION	1	1,191
05	HEMATOLOGIC, LYMPHATIC, AND ENDOCRINE	2	2,265
	095 DEEP LYMPH STRUCTURE AND THYROID PROCEDURES	2	1,385
06	DIGESTIVE SYSTEM	624	71,902
	112 ESOPHAGEAL DILATION WITHOUT ENDOSCOPY	22	1,062
	113 ANOSCOPY WITH BIOPSY AND DIAGNOSTIC PROCTOSIGMOIDOSCOPY	2	820
	114 PROCTOSIGMOIDOSCOPY WITH EXCISION OR BIOPSY	1	324
	115 DIAGNOSTIC UPPER GI ENDOSCOPY OR INTUBATION	167	15,392
	116 THERAPEUTIC UPPER GI ENDOSCOPY OR INTUBATION	13	3,826
	117 LOWER GASTROINTESTINAL ENDOSCOPY	212	27,082
	119 HERNIA AND HYDROCELE PROCEDURES	73	6,810
	120 COMPLEX ANAL AND RECTAL PROCEDURES	3	815
	122 MISCELLANEOUS ABDOMINAL PROCEDURES	1	325
	123 COMPLEX LAPAROSCOPIC PROCEDURES	128	13,216
	124 SIMPLE LAPAROSCOPIC PROCEDURES	2	148
07	URINARY SYSTEM	60	6,921
	133 URINARY CATHETERIZATION AND DILATATION	1	344
	134 COMPLEX CYSTOURETHROSCOPY AND LITHOLAPAXY	2	2,910
	135 MODERATE CYSTOURETHROSCOPY	2	2,121
	136 SIMPLE CYSTOURETHROSCOPY	54	644
	138 SIMPLE URETHRAL PROCEDURES	1	93
08	MALE GENITAL SYSTEM	52	2,946
	151 TESTICULAR AND EPIDIDYMAL PROCEDURES	12	1,341
	154 SIMPLE PENILE PROCEDURES	17	896
	155 PROSTATE NEEDLE AND PUNCH BIOPSY	23	332

AMB ST 1-4

UTAH HOSPITAL AND FREESTANDING AMBULATORY SURGERY CENTER (FASC) UTILIZATION AND CHARGE PROFILE OF OUTPATIENT SURGERY, 2002
 PROCEDURE APG CATEGORY, PROCEDURE APG

132 Sevier Valley Hospital

procedure APG category	procedure APG	TOTAL #	TOTAL # (ALL Hospitals)
09	FEMALE GENITAL SYSTEM	13	4,976
	176 COMPLEX FEMALE REPRODUCTIVE PROCEDURES	1	675
	177 SIMPLE FEMALE REPRODUCTIVE PROCEDURES	1	1,182
	178 DILATION AND CURETTAGE	11	891
10	NERVOUS SYSTEM	23	14,776
	198 NERVE REPAIR AND DESTRUCTION	23	4,022
11	EYE AND OCULAR ADNEXA	118	10,576
	213 LASER EYE PROCEDURES	29	963
	214 CATARACT PROCEDURES	81	4,643
	215 COMPLEX ANTERIOR SEGMENT EYE PROCEDURES	1	485
	216 MODERATE ANTERIOR SEGMENT EYE PROCEDURES	2	313
	217 SIMPLE ANTERIOR SEGMENT EYE PROCEDURES	3	197
	222 SIMPLE REPAIR AND PLASTIC PROCEDURES OF EYE	2	441
12	FACIAL, EAR, NOSE, MOUTH AND THROAT	346	28,144
	233 NASAL CAUTERIZATION AND PACKING	1	182
	234 COMPLEX FACIAL AND ENT PROCEDURES	8	4,770
	235 SIMPLE FACIAL AND ENT PROCEDURES	268	15,563
	236 TONSIL AND ADENOID PROCEDURES	69	7,583

AMB ST 1-5

UTAH HOSPITAL AND FREESTANDING AMBULATORY SURGERY CENTER (FASC) UTILIZATION AND CHARGE PROFILE OF OUTPATIENT SURGERY, 2002
 PROCEDURE APG CATEGORY, PROCEDURE APG, SINGLE APG ONLY

132 Sevier Valley Hospital

Procedure APG category	Procedure APG	TOTAL #	AVE TOT CHRGR	AVE TOT CHRGR(ALL Hospitals)
01	INTEGUMENTARY SYSTEM	23	\$1,867	\$2,141
	007 COMPLEX EXCISION, BIOPSY AND DEBRIDEMENT	4	\$2,118	\$2,263
	008 SIMPLE EXCISION AND BIOPSY	1	\$939	\$2,174
	011 SIMPLE INCISION AND EXCISION OF BREAST	18	\$1,862	\$1,987
02	MUSCULOSKELETAL SYSTEM	131	\$2,267	\$2,888
	021 COMPLEX MUSCULOSKELETAL PROCEDURES EXCLUDING HAND AND FOOT	7	\$4,073	\$3,672
	022 SIMPLE MUSCULOSKELETAL PROCEDURES EXCLUDING HAND AND FOOT	2	\$1,879	\$2,693
	023 COMPLEX HAND AND FOOT MUSCULOSKELETAL PROCEDURES	8	\$2,650	\$3,163
	024 SIMPLE HAND AND FOOT MUSCULOSKELETAL PROCEDURES	59	\$1,577	\$2,059
	025 ARTHROSCOPY	29	\$3,033	\$3,554
	029 CLOSED TREATMENT FX & DISLOCATION EXC FINGER, TOE & TRUNK	4	\$1,667	\$2,107
	030 OPEN OR PERCUTANEOUS TREATMENT OF FRACTURES	6	\$3,141	\$3,403
	032 BUNION PROCEDURES	16	\$2,312	\$2,827
05	HEMATOLOGIC, LYMPHATIC, AND ENDOCRINE	1	\$1,653	\$2,960
	095 DEEP LYMPH STRUCTURE AND THYROID PROCEDURES	1	\$1,653	\$3,516
06	DIGESTIVE SYSTEM	412	\$1,974	\$1,572
	113 ANOSCOPY WITH BIOPSY AND DIAGNOSTIC PROCTOSIGMOIDOSCOPY	2	\$691	\$592
	114 PROCTOSIGMOIDOSCOPY WITH EXCISION OR BIOPSY	1	\$680	\$671
	115 DIAGNOSTIC UPPER GI ENDOSCOPY OR INTUBATION	111	\$945	\$827
	116 THERAPEUTIC UPPER GI ENDOSCOPY OR INTUBATION	9	\$1,202	\$1,177
	117 LOWER GASTROINTESTINAL ENDOSCOPY	175	\$979	\$860
	119 HERNIA AND HYDROCELE PROCEDURES	33	\$2,787	\$2,637
	120 COMPLEX ANAL AND RECTAL PROCEDURES	3	\$3,594	\$2,094
	123 COMPLEX LAPAROSCOPIC PROCEDURES	77	\$5,431	\$4,623
	124 SIMPLE LAPAROSCOPIC PROCEDURES	1	\$3,272	\$6,301
07	URINARY SYSTEM	52	\$695	\$3,060
	134 COMPLEX CYSTOURETHROSCOPY AND LITHOLAPAXY	2	\$1,742	\$3,123
	135 MODERATE CYSTOURETHROSCOPY	2	\$1,217	\$2,505
	136 SIMPLE CYSTOURETHROSCOPY	48	\$629	\$1,505
08	MALE GENITAL SYSTEM	38	\$1,866	\$2,312
	151 TESTICULAR AND EPIDIDYMAL PROCEDURES	1	\$2,032	\$2,147
	154 SIMPLE PENILE PROCEDURES	17	\$338	\$1,239
	155 PROSTATE NEEDLE AND PUNCH BIOPSY	20	\$3,156	\$4,027
09	FEMALE GENITAL SYSTEM	9	\$1,866	\$2,440
	176 COMPLEX FEMALE REPRODUCTIVE PROCEDURES	1	\$6,423	\$3,888
	178 DILATION AND CURETTAGE	8	\$1,297	\$1,640
10	NERVOUS SYSTEM	19	\$1,329	\$1,212
	198 NERVE REPAIR AND DESTRUCTION	19	\$1,329	\$1,869
11	EYE AND OCULAR ADNEXA	107	\$1,837	\$2,298
	213 LASER EYE PROCEDURES	27	\$497	\$575
	214 CATARACT PROCEDURES	75	\$2,370	\$2,599
	215 COMPLEX ANTERIOR SEGMENT EYE PROCEDURES	1	\$756	\$1,885
	217 SIMPLE ANTERIOR SEGMENT EYE PROCEDURES	2	\$1,274	\$1,936
	222 SIMPLE REPAIR AND PLASTIC PROCEDURES OF EYE	2	\$1,027	\$1,230
12	FACIAL, EAR, NOSE, MOUTH AND THROAT	101	\$1,321	\$1,870
	233 NASAL CAUTERIZATION AND PACKING	1	\$1,500	\$1,788

AMB ST 1-5

UTAH HOSPITAL AND FREESTANDING AMBULATORY SURGERY CENTER (FASC) UTILIZATION AND CHARGE PROFILE OF OUTPATIENT SURGERY, 2002
 PROCEDURE APG CATEGORY, PROCEDURE APG, SINGLE APG ONLY

132 Sevier Valley Hospital

procedure APG category	Procedure APG	TOTAL #	AVE TOT CHRG	AVE TOT CHRG(ALL Hospitals)
234	COMPLEX FACIAL AND ENT PROCEDURES	1	\$1,820	\$3,757
235	SIMPLE FACIAL AND ENT PROCEDURES	39	\$1,199	\$1,293
236	TONSIL AND ADENOID PROCEDURES	60	\$1,389	\$1,733

AMB ST 1-6

UTAH HOSPITAL AND FREESTANDING AMBULATORY SURGERY CENTER (FASC) UTILIZATION AND CHARGE PROFILE OF OUTPATIENT SURGERY, 2002
 NUMBER OF SELECTED AMBULATORY SURGERY PATIENT VISITS BY PATIENT PROFILE

132 Sevier Valley Hospital

Patient Profile	Patient Visits		Patient Visits-All Hospitals	
	(#)	(%)	(#)	(%)
GENDER				
Female	674	52.7	99,046	54.3
Male	606	47.3	83,377	45.7
Unknown	0	0.0	1	0.0
Not Reported	0	0.0	3	0.0
AGE				
1-28 days	9	0.7	201	0.1
29-365 days	18	1.4	2,806	1.5
1-4 years	122	9.5	10,230	5.6
5-9	47	3.7	5,477	3.0
10-14	35	2.7	4,621	2.5
15-17	33	2.6	4,481	2.5
18-19	25	2.0	3,763	2.1
20-24	49	3.8	11,153	6.1
25-29	46	3.6	10,390	5.7
30-34	43	3.4	10,476	5.7
35-39	45	3.5	10,951	6.0
40-44	71	5.5	13,202	7.2
45-49	87	6.8	14,095	7.7
50-54	78	6.1	15,731	8.6
55-59	93	7.3	13,738	7.5
60-64	88	6.9	11,970	6.6
65-69	91	7.1	11,268	6.2
70-74	84	6.6	10,407	5.7
75-79	98	7.7	8,832	4.8
80-84	78	6.1	5,577	3.1
85-89	27	2.1	2,334	1.3
90 +	13	1.0	720	0.4
Not Reported	9	0.7	205	0.1
SOURCE OF ADMISSION				
Physician Referral	1,251	97.7	170,677	93.6
Clinic Referral	1	0.1	371	0.2
HMO Referral	2	0.2	163	0.1
Other Hospital	0	0.0	143	0.1
Skilled Nursing Facility	1	0.1	17	0.0
Other Health Care Facility	0	0.0	19	0.0
Emergency Room	24	1.9	3,138	1.7
Court/Law Enforcement	1	0.1	4	0.0
Unknown	0	0.0	3,312	1.8
Not Reported	0	0.0	4,583	2.5

(Continued)

AMB ST 1-6

UTAH HOSPITAL AND FREESTANDING AMBULATORY SURGERY CENTER (FASC) UTILIZATION AND CHARGE PROFILE OF OUTPATIENT SURGERY, 2002
 NUMBER OF SELECTED AMBULATORY SURGERY PATIENT VISITS BY PATIENT PROFILE

132 Sevier Valley Hospital

Patient Profile	Patient Visits		Patient Visits-All Hospitals	
	(#)	(%)	(#)	(%)
DISCHARGE STATUS				
Home or Self Care	1,279	99.9	181,621	99.6
Another Hospital	0	0.0	132	0.1
Skilled Nursing Facility	0	0.0	207	0.1
Intermediate Care Facility	0	0.0	14	0.0
Another Type of Institution	0	0.0	41	0.0
Under Care of Home Service	0	0.0	184	0.1
Left Against Medical Advice	0	0.0	13	0.0
Under Care of Home IV Provider	0	0.0	8	0.0
Expired	0	0.0	6	0.0
Unknown	1	0.1	189	0.1
Not Reported	0	0.0	12	0.0
PRIMARY PAYER				
Medicare	412	32.2	39,406	21.6
Medicaid	177	13.8	12,181	6.7
Other government	9	0.7	2,765	1.5
Blue Cross/Blue Shield	95	7.4	25,235	13.8
Other Commercial	127	9.9	17,505	9.6
Managed Care(HMO, PPO)	403	31.5	77,069	42.2
Self Pay	21	1.6	2,955	1.6
Industrial & Worker Comp	15	1.2	3,998	2.2
Charity and Unclassified	1	0.1	123	0.1
Childrens Health Insurance	2	0.2	346	0.2
Unknown	18	1.4	703	0.4
Not Reported	0	0.0	141	0.1
LOCAL HEALTH DISTRICT OF PATIENT RESIDENCE				
Bear River	0	0.0	12,345	6.8
Central Utah	1,216	95.0	6,772	3.7
Davis County	1	0.1	19,304	10.6
Salt Lake County	4	0.3	62,264	34.1
Southeastern Utah	8	0.6	4,319	2.4
Southwest Utah	29	2.3	11,788	6.5
Summit County	0	0.0	1,676	0.9
Tooele County	1	0.1	3,248	1.8
Tri-County	0	0.0	4,686	2.6
Utah County	6	0.5	31,011	17.0
Wasatch County	0	0.0	1,317	0.7
Weber County	0	0.0	15,685	8.6
Unknown Utah	3	0.2	56	0.0
Outside Utah	12	0.9	7,881	4.3
Unknown, Not Reported	0	0.0	75	0.0

SOURCE: Utah Ambulatory Surgery Database,
 Utah Health Data Committee/Office of Health Care Statistics.

AMB ST 1-1

UTAH HOSPITAL AND FREESTANDING AMBULATORY SURGERY CENTER (FASC) UTILIZATION AND CHARGE PROFILE OF OUTPATIENT SURGERY, 2002
 NUMBER OF CPT-4 AND ICD-9 PROCEDURES BY SELECTED AMBULATORY SURGERY REPORTING CATEGORY

124 St. Mark's Hospital

Reporting Category (ICD-9-CM CODES)	Procedures Performed		Procedures Performed-All Hospitals	
	(#)	(%)	(#)	(%)
Reporting Category (ICD-9-CM CODES)	17,372	100.0	300,948	100.0
Mastectomy (85.0-85.99)	571	3.3	6,951	2.3
Musculoskeletal (76.0-84.99)	2,162	12.4	53,689	17.8
Respiratory (30.0-34.99)	350	2.0	2,595	0.9
Cardiovascular (35.0-39.99)	1,035	6.0	13,957	4.6
Lymphatic/Hemetic (40.0-41.99)	227	1.3	2,092	0.7
Digestive System (42.0-54.99)	3,021	17.4	79,482	26.4
Urinary (55.0-59.99)	598	3.4	7,394	2.5
Male Genital (60.0-64.99)	84	0.5	3,824	1.3
Female Genital (65.0-71.99)	515	3.0	12,874	4.3
Endocrine/Nervous (01.0-07.99)	3,440	19.8	19,288	6.4
Eye (08.0-16.99)	1,228	7.1	19,110	6.3
Ear (18.0-20.99)	13	0.1	14,450	4.8
Nose, Mouth, Pharynx (21.0-29.99)	105	0.6	29,272	9.7
Other*	4,023	23.2	35,970	12.0
Reporting Category (CPT-4 CODES)	33,146	100.0	363,184	100.0
Mastectomy (19120-19220)	146	0.4	3,282	0.9
Musculoskeletal (20000-29909)	1,983	6.0	49,166	13.5
Respiratory (30000-32999)	364	1.1	12,335	3.4
Cardiovascular (33010-37799 & 93501-93660)	2,939	8.9	30,942	8.5
Lymphatic/Hemetic (38100-38999)	169	0.5	1,669	0.5
Diaphragm (39501-39599)	0	0.0	3	0.0
Digestive System (40490-49999)	2,905	8.8	84,020	23.1
Urinary (50010-53899)	544	1.6	8,260	2.3
Male Genital (54000-55899)	73	0.2	3,300	0.9
Female Genital (56405-58999)	389	1.2	8,683	2.4
Endocrine/Nervous (60000-64999)	3,088	9.3	17,357	4.8
Eye (65091-68899)	660	2.0	10,599	2.9
Ear (69000-69979)	167	0.5	8,100	2.2
Other*	19,719	59.5	125,468	34.5

SOURCE: Utah Ambulatory Surgery Database

Utah Health Data Committee/Office of Health Care Statistics.

* Procedure falls outside reporting categories.

AMB ST 1-2

UTAH HOSPITAL AND FREESTANDING AMBULATORY SURGERY CENTER (FASC) UTILIZATION AND CHARGE PROFILE OF OUTPATIENT SURGERY, 2002
 MOST COMMONLY PERFORMED CPT-4 AND ICD-9 PROCEDURES

124 St. Mark's Hospital

ICD-9 CODE	ICD-9 DESCRIPTION	#	%	% ALL Hospitals
All ICD-9 Procedures		17,372	100.0	100.0
9923	INJ STEROID	1,397	8.0	2.23
0391	INJ ANES SPINAL CANAL-ANALGESIA	1,168	6.7	1.32
0392	INJ OTH AGENT SPINAL CANAL	1,164	6.7	2.02
4523	COLONOSCOPY	529	3.0	4.95
1474	OTH MECH VITRECTOMY	367	2.1	0.37
5123	LAP CHOLEY	346	2.0	1.92
8856	CORONARY ARTERIOGRAPHY W/2 CATH	302	1.7	1.58
149	OTH OPER RETINA-CHOROID-POST CHAMBR	294	1.7	0.28
4516	ESOPHAGOGASTRODUODENOSCPY-CLO BX	293	1.7	4.22
8853	ANGIOCARDIOGRAPHY LT HEART STRUCT	263	1.5	1.22
3893	VENOUS CATH-NEC	260	1.5	0.28
4542	ENDO POLYPECTOMY LG INTESTINE	237	1.4	2.58
0481	INJ ANES PERIPH NERV-ANALGESIA	234	1.3	0.21
3722	LT HEART CARD CATH	232	1.3	1.08
0531	INJ ANES SYMPATHETIC NERV-ANALGES	222	1.3	0.12
9929	INJ/INFUS THERAP/PROPHYL SUBSTANCE	216	1.2	0.40
1475	INJ VITREOUS SUBSTITUTE	209	1.2	0.19
1424	DEST CHORIORETIN LES-LASER PHOTO	206	1.2	0.19
8051	EXC INTERVERTEBRAL DISC	204	1.2	0.44
8026	ARTHSCPY-KNEE	179	1.0	1.07

CPT-4 CODE	CPT-4 DESCRIPTION	#	%	% ALL Hospitals
All CPT-4 Procedures		33,146	100.0	100.0
88305	LEVEL IV - SURG PATH GROSS&MIC E	1,980	6.0	1.89
76005	FLUORO GUID NEEDLE-SPINE INJ PRO	1,611	4.9	0.82
85025	BLD CNT;CMLP AUTO&AUTO DIFF WBC	1,395	4.2	1.46
85610	PROTHROMBIN TIME;	726	2.2	0.79
84703	GONADOTROPIN CHORIONIC; QUALITAT	649	2.0	0.29
88304	LEVEL III - SURG PATH GROSS&MIC	565	1.7	0.32
45378	COLONOSCOPY FLEX; DX-SEP PROC	526	1.6	3.53
84132	POTASSIUM; SERUM	495	1.5	0.23
85014	BLOOD COUNT; HEMATOCRIT	456	1.4	0.29
93005	ECG-ROUTINE 12 LEAD; TRACING ONL	454	1.4	0.72
99201	OFC/OUTPT E&M NEW MINOR 10 MIN	420	1.3	0.51
80048	BASIC METABOLIC PANEL	403	1.2	1.02
64483	INJ ANES EPIDURL; LUMB/SAC 1 LEV	389	1.2	0.33
93010	ECG-ROUTINE 12 LEAD; INTRPT & RE	380	1.1	0.36
62311	INJ 1 NOT NEUROLYTIC-EPID; LUMB/	373	1.1	0.98
88307	LEVEL V- SURG PATH GROSS/MICRO E	368	1.1	0.29
80053	COMPREHENSIVE METABOLIC PANEL	364	1.1	0.49
64475	INJ ANES FACET JT; LUMB/SAC-1LEV	324	1.0	0.23
85023	BLD CT; HG/PLTLT CT AUTO/MANUAL	304	0.9	0.12
93545	INJ PROC-CATH; SELECT CORONRY AN	304	0.9	0.77

SOURCE: Utah Ambulatory Surgery Database
 Utah Health Data Committee/Office of Health Care Statistics

AMB ST 1-3

UTAH HOSPITAL AND FREESTANDING AMBULATORY SURGERY CENTER (FASC) UTILIZATION AND CHARGE PROFILE OF OUTPATIENT SURGERY, 2002
 AVERAGE TOTAL CHARGES FOR MOST COMMONLY PERFORMED CPT-4 AND ICD-9 PROCEDURES, SINGLE ICD-9 OR CPT-4 ONLY

124 St. Mark's Hospital

ICD-9 CODE	ICD-9 DESCRIPTION	#	AVE TOT CHR	AVE TOT CHR(ALL Hospitals)
ICD-9 Procedures		5,039	\$2,753	\$2,254
4523	COLONOSCOPY	472	\$1,322	\$782
3893	VENOUS CATH-NEC	241	\$2,011	\$2,079
4516	ESOPHAGOGASTRODUODENOSCPY-CLO BX	198	\$1,420	\$938
4542	ENDO POLYPECTOMY LG INTESTINE	169	\$1,614	\$1,037
5123	LAP CHOLEY	150	\$5,648	\$4,729
8051	EXC INTERVERTEBRAL DISC	140	\$5,531	\$5,470
9904	TRANSFUS PACKED CELLS	140	\$2,421	\$1,977
4131	BX BONE MARROW	139	\$1,606	\$1,570
4525	CLO [ENDO] BX LG INTESTINE	112	\$1,541	\$1,109
0531	INJ ANES SYMPATHETIC NERV-ANALGES	104	\$913	\$859
042	DESTRUC CRANIAL & PERIPH NERV	89	\$2,086	\$1,695
3491	THORACENTESIS	88	\$1,248	\$1,083
6952	ASPIR CURET FOLLOWING DELIV/AB	87	\$2,465	\$1,722
8511	CLO [PERCUT] [NEEDLE] BX BREAST	86	\$753	\$1,011
9652	IRRIG EAR	84	\$215	\$461
9929	INJ/INFUS THERAP/PROPHYL SUBSTANCE	75	\$471	\$838
5011	CLO [PERCUT] [NEEDLE] BX LIVER	70	\$1,678	\$1,610
8519	OTH DX PROC BREAST	69	\$653	\$648
8721	CONTRAST MYELOGRAM	69	\$2,547	\$2,626
4513	OTH ENDO SM INTESTINE	68	\$1,575	\$756

CPT-4 CODE	CPT-4 DESCRIPTION	#	AVE TOT CHR	AVE TOT CHR(ALL Hospitals)
CPT-4 Procedures		1,387	\$2,267	\$2,003
45378	COLONOSCOPY FLEX; DX-SEP PROC	428	\$1,291	\$741
36489	PLCMT CNTRL VENUS CATH; PERQ > 2	55	\$1,618	\$1,784
67038	VITRECTOMY MECH; W/MEMBRANE STRI	47	\$5,221	\$3,989
20550	INJECTION; TENDON SHEATH LIGAMEN	39	\$120	\$131
43235	UGI ENDO; DX W/VO CLCT SPECMN-SP	39	\$1,139	\$661
43245	UP GI ENDO;W/DILAT GASTR OUTLT O	36	\$2,408	\$1,389
49081	PERITONEOCENTESIS; SUBSQT	33	\$496	\$663
29580	STRAPPING; UNNA BOOT	30	\$88	\$88
43249	UGI ENDO; W/BALLOON DILAT ESOPHA	30	\$2,020	\$1,111
20610	ARTHROCENTESIS ASPIR&/INJ; MAJ J	28	\$403	\$596
49505	REPR INIT ING HERNIA 5YR/MORE; R	27	\$3,598	\$2,803
29881	SCOPE KNEE SURG;W/MENISCECT MED/	24	\$3,873	\$3,358
69210	REMOVAL IMPACT CERUMEN 1/BOTH EA	24	\$80	\$589
64413	INJECTION ANES AGT; CERV PLEXUS	19	\$489	\$493
64721	NEUROPLASTY; MEDIAN @ CARPAL TUN	18	\$2,156	\$1,670
29826	SCOPE SHOULDER; DECOMP SUBACROM	14	\$5,651	\$4,689
50398	CHANGE NEPHROSTOMY/PYELOSTOMY TU	14	\$1,967	\$1,691
50590	LITHOTRIPSY XTRACORP SHOCK WAVE	14	\$6,269	\$4,872
67107	REPR RETINAL DETACH; SCLERAL BUC	13	\$3,240	\$2,856
20680	REMOVAL OF IMPLANT; DEEP	12	\$2,510	\$2,123

SOURCE: Utah Ambulatory Surgery Database
 Utah Health Data Committee/Office of Health Care Statistics

AMB ST 1-4

UTAH HOSPITAL AND FREESTANDING AMBULATORY SURGERY CENTER (FASC) UTILIZATION AND CHARGE PROFILE OF OUTPATIENT SURGERY, 2002
PROCEDURE APG CATEGORY, PROCEDURE APG

124 St. Mark's Hospital

Procedure APG category		TOTAL #	TOTAL # (ALL Hospitals)
Procedure APG			
01	INTEGUMENTARY SYSTEM	1,609	13,519
	002 SUPERFICIAL NEEDLE BIOPSY AND ASPIRATION	637	2,597
	003 COMPLEX INCISION AND DRAINAGE	8	106
	004 SIMPLE INCISION AND DRAINAGE	5	96
	005 NAIL PROCEDURES	32	36
	006 SIMPLE DEBRIDEMENT AND DESTRUCTION	63	588
	007 COMPLEX EXCISION, BIOPSY AND DEBRIDEMENT	122	1,731
	008 SIMPLE EXCISION AND BIOPSY	134	1,756
	009 COMPLEX SKIN REPAIRS INCL INTEGUMENT GRAFTS, TRANSFER & REARRANGE	57	1,422
	010 SIMPLE SKIN REPAIR	36	599
	011 SIMPLE INCISION AND EXCISION OF BREAST	466	3,917
	012 BREAST RECONSTRUCTION AND MASTECTOMY	49	671
02	MUSCULOSKELETAL SYSTEM	1,534	42,903
	021 COMPLEX MUSCULOSKELETAL PROCEDURES EXCLUDING HAND AND FOOT	170	5,617
	022 SIMPLE MUSCULOSKELETAL PROCEDURES EXCLUDING HAND AND FOOT	76	1,767
	023 COMPLEX HAND AND FOOT MUSCULOSKELETAL PROCEDURES	51	1,639
	024 SIMPLE HAND AND FOOT MUSCULOSKELETAL PROCEDURES	177	9,596
	025 ARTHROSCOPY	424	17,119
	027 SPLINT, STRAPPING AND CAST REMOVAL	67	113
	028 CLOSED TREATMENT FX & DISLOCATION OF FINGER, TOE & TRUNK	1	35
	029 CLOSED TREATMENT FX & DISLOCATION EXC FINGER, TOE & TRUNK	29	627
	030 OPEN OR PERCUTANEOUS TREATMENT OF FRACTURES	120	2,741
	031 BONE OR JOINT MANIPULATION UNDER ANESTHESIA	29	332
	032 BUNION PROCEDURES	8	1,318
	033 ARTHROPLASTY	12	483
	034 HAND AND FOOT TENOTOMY	5	167
	035 ARTHROCENTESIS AND LIGAMENT OR TENDON INJECTION	365	1,334
03	RESPIRATORY SYSTEM	414	6,869
	051 PULMONARY TESTS	21	212
	052 NEEDLE AND CATHETER BIOPSY, ASPIRATION, LAVAGE AND INTUBATION	155	545
	053 COMPLEX ENDOSCOPY OF THE UPPER AIRWAY	1	4,423
	054 SIMPLE ENDOSCOPY OF THE UPPER AIRWAY	5	329
	055 ENDOSCOPY OF THE LOWER AIRWAY	224	1,188
	057 RESPIRATORY THERAPY	8	172
04	CARDIOVASCULAR SYSTEM	2,326	23,208
	072 ECHOCARDIOGRAPHY	16	1,224
	074 CARDIAC ELECTROPHYSIOLOGIC TESTS	144	1,977
	075 PLACEMENT OF TRANSVENOUS CATHETERS	272	737
	076 DIAGNOSTIC CARDIAC CATHETERIZATION	1,579	15,013
	077 ANGIOPLASTY AND TRANSCATHETER PROCEDURES	117	971
	078 PACEMAKER INSERTION AND REPLACEMENT	51	716
	079 REMOVAL AND REVISION OF PACEMAKER AND VASCULAR DEVICE	43	477
	080 MINOR VASCULAR REPAIR AND FISTULA CONSTRUCTION	65	1,191
	081 SECONDARY VARICOSE VEINS AND VASCULAR INJECTION	14	296
	082 VASCULAR LIGATION	17	507
	083 RESUSCITATION AND CARADIOVERSION	3	69

AMB ST 1-4

UTAH HOSPITAL AND FREESTANDING AMBULATORY SURGERY CENTER (FASC) UTILIZATION AND CHARGE PROFILE OF OUTPATIENT SURGERY, 2002
 PROCEDURE APG CATEGORY, PROCEDURE APG

124 St. Mark's Hospital

procedure APG category	procedure APG	TOTAL #	TOTAL # (ALL Hospitals)
	084 CARDIAC REHABILITATION	5	9
05	HEMATOLOGIC, LYMPHATIC, AND ENDOCRINE	330	2,265
	091 CHEMOTHERAPY BY EXTENDED INFUSION	1	30
	092 CHEMOTHERAPY EXCEPT BY EXTENDED INFUSION	13	30
	095 DEEP LYMPH STRUCTURE AND THYROID PROCEDURES	74	1,385
	097 TRANSFUSION	242	757
06	DIGESTIVE SYSTEM	2,805	71,902
	111 ALIMENTARY TESTS AND SIMPLE TUBE PLACEMENT	32	177
	112 ESOPHAGEAL DILATION WITHOUT ENDOSCOPY	18	1,062
	113 ANOSCOPY WITH BIOPSY AND DIAGNOSTIC PROCTOSIGMOIDOSCOPY	22	820
	114 PROCTOSIGMOIDOSCOPY WITH EXCISION OR BIOPSY	7	324
	115 DIAGNOSTIC UPPER GI ENDOSCOPY OR INTUBATION	376	15,392
	116 THERAPEUTIC UPPER GI ENDOSCOPY OR INTUBATION	152	3,826
	117 LOWER GASTROINTESTINAL ENDOSCOPY	1,011	27,082
	118 ERCP AND MISCELLANEOUS GI ENDOSCOPY PROCEDURES	118	1,441
	119 HERNIA AND HYDROCELE PROCEDURES	341	6,810
	120 COMPLEX ANAL AND RECTAL PROCEDURES	86	815
	121 SIMPLE ANAL AND RECTAL PROCEDURES	47	464
	122 MISCELLANEOUS ABDOMINAL PROCEDURES	18	325
	123 COMPLEX LAPAROSCOPIC PROCEDURES	574	13,216
	124 SIMPLE LAPAROSCOPIC PROCEDURES	3	148
07	URINARY SYSTEM	497	6,921
	131 RENAL EXTRACORPOREAL SHOCK WAVE LITHOTRIPSY	41	705
	132 SIMPLE URINARY STUDIES AND PROCEDURES	1	4
	133 URINARY CATHETERIZATION AND DILATATION	19	344
	134 COMPLEX CYSTOURETHROSCOPY AND LITHOLAPAXY	245	2,910
	135 MODERATE CYSTOURETHROSCOPY	164	2,121
	136 SIMPLE CYSTOURETHROSCOPY	21	644
	137 COMPLEX URETHRAL PROCEDURES	4	97
	138 SIMPLE URETHRAL PROCEDURES	2	93
08	MALE GENITAL SYSTEM	56	2,946
	151 TESTICULAR AND EPIDIDYMAL PROCEDURES	35	1,341
	152 INSERTION OF PENILE PROSTHESIS	1	50
	154 SIMPLE PENILE PROCEDURES	18	896
	155 PROSTATE NEEDLE AND PUNCH BIOPSY	2	332
09	FEMALE GENITAL SYSTEM	298	4,976
	173 TREATMENT OF SPONTANEOUS ABORTION	98	417
	174 THERAPEUTIC ABORTION	2	8
	176 COMPLEX FEMALE REPRODUCTIVE PROCEDURES	37	675
	177 SIMPLE FEMALE REPRODUCTIVE PROCEDURES	47	1,182
	178 DILATION AND CURETTAGE	50	891
	179 HYSTEROSCOPY	60	1,603
	180 COLPOSCOPY	4	184
10	NERVOUS SYSTEM	2,621	14,776
	192 ELECTROENCEPHALOGRAM	1	4
	195 NERVOUS SYSTEM INJECTIONS, STIMULATIONS OR CRANIAL TAP	2,317	9,554

AMB ST 1-4

UTAH HOSPITAL AND FREESTANDING AMBULATORY SURGERY CENTER (FASC) UTILIZATION AND CHARGE PROFILE OF OUTPATIENT SURGERY, 2002
 PROCEDURE APG CATEGORY, PROCEDURE APG

124 St. Mark's Hospital

procedure APG category	procedure APG	TOTAL #	TOTAL # (ALL Hospitals)
	196 REVISION AND REMOVAL OF NEUROLOGICAL DEVICE	10	114
	197 NEUROSTIMULATOR AND VENTRICULAR SHUNT IMPLANTATION	67	422
	198 NERVE REPAIR AND DESTRUCTION	134	4,022
	199 SPINAL TAP	92	496
11	EYE AND OCULAR ADNEXA	655	10,576
	211 MINOR OPHTHALMOLOGICAL TESTS AND PROCEDURES	1	55
	213 LASER EYE PROCEDURES	1	963
	214 CATARACT PROCEDURES	15	4,643
	215 COMPLEX ANTERIOR SEGMENT EYE PROCEDURES	1	485
	216 MODERATE ANTERIOR SEGMENT EYE PROCEDURES	5	313
	217 SIMPLE ANTERIOR SEGMENT EYE PROCEDURES	8	197
	218 COMPLEX POSTERIOR SEGMENT EYE PROCEDURES	69	318
	219 SIMPLE POSTERIOR SEGMENT EYE PROCEDURES	18	173
	221 COMPLEX REPAIR AND PLASTIC PROCEDURES OF EYE	4	694
	222 SIMPLE REPAIR AND PLASTIC PROCEDURES OF EYE	2	441
	223 VITRECTOMY	531	1,578
12	FACIAL, EAR, NOSE, MOUTH AND THROAT	72	28,144
	233 NASAL CAUTERIZATION AND PACKING	5	182
	234 COMPLEX FACIAL AND ENT PROCEDURES	34	4,770
	235 SIMPLE FACIAL AND ENT PROCEDURES	29	15,563
	236 TONSIL AND ADENOID PROCEDURES	4	7,583
13	THERAPUTIC AND OTHER RADIOLOGICAL PROCEDURES	954	5,872
	253 VASCULAR RADIOLOGY EXCEPT FOR VENOGRAPHY OF EXTREMITY	526	1,930
	254 MYELOGRAPHY	147	679
	255 MISCELLANEOUS RADIOLOGICAL PROCEDURES WITH CONTRAST	281	3,147
14	PHYSICAL MEDICINE AND REHABILITATION	62	313
	271 OCCUPATIONAL THERAPY	1	4
	272 PHYSICAL THERAPY	61	309

AMB ST 1-5

UTAH HOSPITAL AND FREESTANDING AMBULATORY SURGERY CENTER (FASC) UTILIZATION AND CHARGE PROFILE OF OUTPATIENT SURGERY, 2002
 PROCEDURE APG CATEGORY, PROCEDURE APG, SINGLE APG ONLY

124 St. Mark's Hospital

Procedure APG category	Procedure APG	TOTAL #	AVE TOT CHR	AVE TOT CHR(ALL Hospitals)
01	INTEGUMENTARY SYSTEM	14	\$1,786	\$2,141
	002 SUPERFICIAL NEEDLE BIOPSY AND ASPIRATION	3	\$88	\$1,559
	003 COMPLEX INCISION AND DRAINAGE	1	\$2,162	\$2,578
	007 COMPLEX EXCISION, BIOPSY AND DEBRIDEMENT	2	\$1,416	\$2,263
	008 SIMPLE EXCISION AND BIOPSY	3	\$2,734	\$2,174
	009 COMPLEX SKIN REPAIRS INCL INTEGUMENT GRAFTS, TRANSFER & REARRAN	5	\$2,309	\$2,942
02	MUSCULOSKELETAL SYSTEM	295	\$2,547	\$2,888
	021 COMPLEX MUSCULOSKELETAL PROCEDURES EXCLUDING HAND AND FOOT	16	\$4,039	\$3,672
	022 SIMPLE MUSCULOSKELETAL PROCEDURES EXCLUDING HAND AND FOOT	9	\$3,999	\$2,693
	023 COMPLEX HAND AND FOOT MUSCULOSKELETAL PROCEDURES	6	\$3,265	\$3,163
	024 SIMPLE HAND AND FOOT MUSCULOSKELETAL PROCEDURES	26	\$2,851	\$2,059
	025 ARTHROSCOPY	67	\$5,018	\$3,554
	027 SPLINT, STRAPPING AND CAST REMOVAL	30	\$88	\$433
	029 CLOSED TREATMENT FX & DISLOCATION EXC FINGER, TOE & TRUNK	7	\$1,660	\$2,107
	030 OPEN OR PERCUTANEOUS TREATMENT OF FRACTURES	40	\$4,126	\$3,403
	031 BONE OR JOINT MANIPULATION UNDER ANESTHESIA	10	\$1,702	\$2,080
	032 BUNION PROCEDURES	1	\$3,261	\$2,827
	035 ARTHROCENTESIS AND LIGAMENT OR TENDON INJECTION	83	\$256	\$491
03	RESPIRATORY SYSTEM	49	\$599	\$1,741
	052 NEEDLE AND CATHETER BIOPSY, ASPIRATION, LAVAGE AND INTUBATION	43	\$496	\$785
	055 ENDOSCOPY OF THE LOWER AIRWAY	6	\$1,342	\$1,469
04	CARDIOVASCULAR SYSTEM	79	\$1,745	\$4,411
	075 PLACEMENT OF TRANSVENOUS CATHETERS	56	\$1,611	\$1,859
	077 ANGIOPLASTY AND TRANSCATHETER PROCEDURES	4	\$1,816	\$5,827
	078 PACEMAKER INSERTION AND REPLACEMENT	1	\$9,167	\$22,791
	079 REMOVAL AND REVISION OF PACEMAKER AND VASCULAR DEVICE	3	\$1,122	\$1,908
	080 MINOR VASCULAR REPAIR AND FISTULA CONSTRUCTION	11	\$1,351	\$3,583
	081 SECONDARY VARICOSE VEINS AND VASCULAR INJECTION	2	\$2,249	\$3,224
	082 VASCULAR LIGATION	2	\$4,230	\$3,615
05	HEMATOLOGIC, LYMPHATIC, AND ENDOCRINE	5	\$1,914	\$2,960
	097 TRANSFUSION	5	\$1,914	\$2,051
06	DIGESTIVE SYSTEM	655	\$1,657	\$1,572
	111 ALIMENTARY TESTS AND SIMPLE TUBE PLACEMENT	1	\$585	\$782
	112 ESOPHAGEAL DILATION WITHOUT ENDOSCOPY	1	\$796	\$577
	113 ANOSCOPY WITH BIOPSY AND DIAGNOSTIC PROCTOSIGMOIDOSCOPY	7	\$5,909	\$592
	115 DIAGNOSTIC UPPER GI ENDOSCOPY OR INTUBATION	39	\$1,139	\$827
	116 THERAPEUTIC UPPER GI ENDOSCOPY OR INTUBATION	79	\$2,135	\$1,177
	117 LOWER GASTROINTESTINAL ENDOSCOPY	432	\$1,290	\$860
	118 ERCP AND MISCELLANEOUS GI ENDOSCOPY PROCEDURES	9	\$1,447	\$2,194
	119 HERNIA AND HYDROCELE PROCEDURES	41	\$3,337	\$2,637
	120 COMPLEX ANAL AND RECTAL PROCEDURES	18	\$2,303	\$2,094
	121 SIMPLE ANAL AND RECTAL PROCEDURES	14	\$2,066	\$1,884
	122 MISCELLANEOUS ABDOMINAL PROCEDURES	3	\$1,555	\$2,210
	123 COMPLEX LAPAROSCOPIC PROCEDURES	11	\$4,299	\$4,623
07	URINARY SYSTEM	36	\$4,052	\$3,060
	131 RENAL EXTRACORPOREAL SHOCK WAVE LITHOTRIPSY	14	\$6,269	\$4,872

AMB ST 1-5

UTAH HOSPITAL AND FREESTANDING AMBULATORY SURGERY CENTER (FASC) UTILIZATION AND CHARGE PROFILE OF OUTPATIENT SURGERY, 2002
 PROCEDURE APG CATEGORY, PROCEDURE APG, SINGLE APG ONLY

124 St. Mark's Hospital

procedure APG category	Procedure APG	TOTAL #	AVE TOT CHRGR	AVE TOT CHRGR(ALL Hospitals)
	133 URINARY CATHETERIZATION AND DILATATION	1	\$2,126	\$2,620
	134 COMPLEX CYSTOURETHROSCOPY AND LITHOLAPAXY	2	\$2,266	\$3,123
	135 MODERATE CYSTOURETHROSCOPY	18	\$2,703	\$2,505
	137 COMPLEX URETHRAL PROCEDURES	1	\$2,810	\$2,659
08	MALE GENITAL SYSTEM	11	\$2,497	\$2,312
	151 TESTICULAR AND EPIDIDYMAL PROCEDURES	4	\$2,816	\$2,147
	154 SIMPLE PENILE PROCEDURES	7	\$2,314	\$1,239
09	FEMALE GENITAL SYSTEM	3	\$2,948	\$2,440
	176 COMPLEX FEMALE REPRODUCTIVE PROCEDURES	2	\$3,504	\$3,888
	177 SIMPLE FEMALE REPRODUCTIVE PROCEDURES	1	\$1,838	\$2,279
10	NERVOUS SYSTEM	75	\$3,869	\$1,212
	195 NERVOUS SYSTEM INJECTIONS, STIMULATIONS OR CRANIAL TAP	34	\$551	\$543
	196 REVISION AND REMOVAL OF NEUROLOGICAL DEVICE	4	\$2,296	\$3,648
	197 NEUROSTIMULATOR AND VENTRICULAR SHUNT IMPLANTATION	5	\$39,588	\$21,111
	198 NERVE REPAIR AND DESTRUCTION	25	\$2,403	\$1,869
	199 SPINAL TAP	7	\$605	\$857
11	EYE AND OCULAR ADNEXA	97	\$4,944	\$2,298
	218 COMPLEX POSTERIOR SEGMENT EYE PROCEDURES	22	\$3,791	\$3,487
	219 SIMPLE POSTERIOR SEGMENT EYE PROCEDURES	1	\$4,364	\$2,293
	221 COMPLEX REPAIR AND PLASTIC PROCEDURES OF EYE	1	\$4,695	\$2,323
	223 VITRECTOMY	73	\$5,303	\$4,145
12	FACIAL, EAR, NOSE, MOUTH AND THROAT	6	\$3,806	\$1,870
	234 COMPLEX FACIAL AND ENT PROCEDURES	4	\$4,597	\$3,757
	235 SIMPLE FACIAL AND ENT PROCEDURES	2	\$2,223	\$1,293

AMB ST 1-6

UTAH HOSPITAL AND FREESTANDING AMBULATORY SURGERY CENTER (FASC) UTILIZATION AND CHARGE PROFILE OF OUTPATIENT SURGERY, 2002
 NUMBER OF SELECTED AMBULATORY SURGERY PATIENT VISITS BY PATIENT PROFILE

124 St. Mark's Hospital

Patient Profile	Patient Visits		Patient Visits-All Hospitals	
	(#)	(%)	(#)	(%)
GENDER				
Female	5,645	58.6	99,046	54.3
Male	3,984	41.4	83,377	45.7
Unknown	0	0.0	1	0.0
Not Reported	0	0.0	3	0.0
AGE				
1-28 days	0	0.0	201	0.1
29-365 days	0	0.0	2,806	1.5
1-4 years	3	0.0	10,230	5.6
5-9	7	0.1	5,477	3.0
10-14	26	0.3	4,621	2.5
15-17	93	1.0	4,481	2.5
18-19	80	0.8	3,763	2.1
20-24	374	3.9	11,153	6.1
25-29	478	5.0	10,390	5.7
30-34	502	5.2	10,476	5.7
35-39	568	5.9	10,951	6.0
40-44	764	7.9	13,202	7.2
45-49	884	9.2	14,095	7.7
50-54	927	9.6	15,731	8.6
55-59	848	8.8	13,738	7.5
60-64	725	7.5	11,970	6.6
65-69	804	8.3	11,268	6.2
70-74	848	8.8	10,407	5.7
75-79	801	8.3	8,832	4.8
80-84	568	5.9	5,577	3.1
85-89	239	2.5	2,334	1.3
90 +	87	0.9	720	0.4
Not Reported	3	0.0	205	0.1
SOURCE OF ADMISSION				
Physician Referral	9,208	95.6	170,677	93.6
Clinic Referral	239	2.5	371	0.2
HMO Referral	0	0.0	163	0.1
Other Hospital	9	0.1	143	0.1
Skilled Nursing Facility	2	0.0	17	0.0
Other Health Care Facility	1	0.0	19	0.0
Emergency Room	170	1.8	3,138	1.7
Court/Law Enforcement	0	0.0	4	0.0
Unknown	0	0.0	3,312	1.8
Not Reported	0	0.0	4,583	2.5

(Continued)

AMB ST 1-6

UTAH HOSPITAL AND FREESTANDING AMBULATORY SURGERY CENTER (FASC) UTILIZATION AND CHARGE PROFILE OF OUTPATIENT SURGERY, 2002
 NUMBER OF SELECTED AMBULATORY SURGERY PATIENT VISITS BY PATIENT PROFILE

124 St. Mark's Hospital

Patient Profile	Patient Visits		Patient Visits-All Hospitals	
	(#)	(%)	(#)	(%)
DISCHARGE STATUS				
Home or Self Care	9,608	99.8	181,621	99.6
Another Hospital	0	0.0	132	0.1
Skilled Nursing Facility	14	0.1	207	0.1
Intermediate Care Facility	0	0.0	14	0.0
Another Type of Institution	0	0.0	41	0.0
Under Care of Home Service	4	0.0	184	0.1
Left Against Medical Advice	1	0.0	13	0.0
Under Care of Home IV Provider	0	0.0	8	0.0
Expired	1	0.0	6	0.0
Unknown	0	0.0	189	0.1
Not Reported	1	0.0	12	0.0
PRIMARY PAYER				
Medicare	3,422	35.5	39,406	21.6
Medicaid	244	2.5	12,181	6.7
Other government	39	0.4	2,765	1.5
Blue Cross/Blue Shield	2,297	23.9	25,235	13.8
Other Commercial	1,005	10.4	17,505	9.6
Managed Care(HMO, PPO)	2,022	21.0	77,069	42.2
Self Pay	171	1.8	2,955	1.6
Industrial & Worker Comp	428	4.4	3,998	2.2
Charity and Unclassified	0	0.0	123	0.1
Childrens Health Insurance	0	0.0	346	0.2
Unknown	1	0.0	703	0.4
Not Reported	0	0.0	141	0.1
LOCAL HEALTH DISTRICT OF PATIENT RESIDENCE				
Bear River	77	0.8	12,345	6.8
Central Utah	41	0.4	6,772	3.7
Davis County	347	3.6	19,304	10.6
Salt Lake County	7,658	79.5	62,264	34.1
Southeastern Utah	68	0.7	4,319	2.4
Southwest Utah	53	0.6	11,788	6.5
Summit County	158	1.6	1,676	0.9
Tooele County	281	2.9	3,248	1.8
Tri-County	100	1.0	4,686	2.6
Utah County	174	1.8	31,011	17.0
Wasatch County	37	0.4	1,317	0.7
Weber County	105	1.1	15,685	8.6
Unknown Utah	3	0.0	56	0.0
Outside Utah	519	5.4	7,881	4.3
Unknown, Not Reported	8	0.1	75	0.0

SOURCE: Utah Ambulatory Surgery Database,
 Utah Health Data Committee/Office of Health Care Statistics.

AMB ST 1-1

UTAH HOSPITAL AND FREESTANDING AMBULATORY SURGERY CENTER (FASC) UTILIZATION AND CHARGE PROFILE OF OUTPATIENT SURGERY, 2002
 NUMBER OF CPT-4 AND ICD-9 PROCEDURES BY SELECTED AMBULATORY SURGERY REPORTING CATEGORY

307 The Orthopedic Specialty Hospital

Reporting Category (ICD-9-CM CODES)	Procedures Performed		Procedures Performed-All Hospitals	
	(#)	(%)	(#)	(%)
Reporting Category (ICD-9-CM CODES)	3,643	100.0	300,948	100.0
Mastectomy (85.0-85.99)	0	0.0	6,951	2.3
Musculoskeletal (76.0-84.99)	3,307	90.8	53,689	17.8
Respiratory (30.0-34.99)	0	0.0	2,595	0.9
Cardiovascular (35.0-39.99)	9	0.2	13,957	4.6
Lymphatic/Hemetic (40.0-41.99)	0	0.0	2,092	0.7
Digestive System (42.0-54.99)	1	0.0	79,482	26.4
Urinary (55.0-59.99)	0	0.0	7,394	2.5
Male Genital (60.0-64.99)	0	0.0	3,824	1.3
Female Genital (65.0-71.99)	0	0.0	12,874	4.3
Endocrine/Nervous (01.0-07.99)	212	5.8	19,288	6.4
Eye (08.0-16.99)	0	0.0	19,110	6.3
Ear (18.0-20.99)	0	0.0	14,450	4.8
Nose, Mouth, Pharynx (21.0-29.99)	0	0.0	29,272	9.7
Other*	114	3.1	35,970	12.0
Reporting Category (CPT-4 CODES)	3,591	100.0	363,184	100.0
Mastectomy (19120-19220)	0	0.0	3,282	0.9
Musculoskeletal (20000-29909)	2,604	72.5	49,166	13.5
Respiratory (30000-32999)	0	0.0	12,335	3.4
Cardiovascular (33010-37799 & 93501-93660)	1	0.0	30,942	8.5
Lymphatic/Hemetic (38100-38999)	0	0.0	1,669	0.5
Diaphragm (39501-39599)	0	0.0	3	0.0
Digestive System (40490-49999)	0	0.0	84,020	23.1
Urinary (50010-53899)	0	0.0	8,260	2.3
Male Genital (54000-55899)	0	0.0	3,300	0.9
Female Genital (56405-58999)	0	0.0	8,683	2.4
Endocrine/Nervous (60000-64999)	139	3.9	17,357	4.8
Eye (65091-68899)	0	0.0	10,599	2.9
Ear (69000-69979)	0	0.0	8,100	2.2
Other*	847	23.6	125,468	34.5

SOURCE: Utah Ambulatory Surgery Database

Utah Health Data Committee/Office of Health Care Statistics.

* Procedure falls outside reporting categories.

AMB ST 1-2

UTAH HOSPITAL AND FREESTANDING AMBULATORY SURGERY CENTER (FASC) UTILIZATION AND CHARGE PROFILE OF OUTPATIENT SURGERY, 2002
 MOST COMMONLY PERFORMED CPT-4 AND ICD-9 PROCEDURES

307 The Orthopedic Specialty Hospital

ICD-9 CODE	ICD-9 DESCRIPTION	#	%	% ALL Hospitals
All ICD-9 Procedures		3,643	100.0	100.0
806	EXC SEMILUNAR CARTILAGE-KNEE	360	9.9	1.56
8026	ARTHSCPY-KNEE	230	6.3	1.07
8086	OTH LOC EXC/DESTRUC JT LES-KNEE	198	5.4	1.07
8145	OTH REPR CRUCIATE LIGAMNT	176	4.8	0.46
8363	ROTATOR CUFF REPR	149	4.1	0.55
8147	OTH REPR KNEE	142	3.9	0.36
0443	RELEASE CARPAL TUNNEL	139	3.8	1.12
8154	TOT KNEE REPLCMT	136	3.7	0.05
8183	OTH REPR SHLDR	115	3.2	0.55
7781	OTH PART OSTEC-SCAPULA-CLAV-THOR	93	2.6	0.41
7867	REMOV IMPLNT DEVICE-TIBIA & FIB	89	2.4	0.28
8021	ARTHSCPY-SHLDR	88	2.4	0.38
8046	DIVIS JT CAP-LIGAMNT/CART-KNEE	69	1.9	0.32
8151	TOT HIP REPLCMT	63	1.7	0.02
8192	INJ THERAP SUBSTANCE JT/LIGAMNT	63	1.7	0.28
9929	INJ/INFUS THERAP/PROPHYL SUBSTANCE	61	1.7	0.40
8081	OTH LOC EXC/DESTRUC JT LES-SHLDR	59	1.6	0.33
8182	REPR RECUR DISLOC SHLDR	51	1.4	0.14
0449	OTH PERIPH NERV/GANGL DECOMP/LYSIS	50	1.4	0.20
8175	ARTHPLSTY CARPOCARPAL JT WO IMPLNT	47	1.3	0.09

CPT-4 CODE	CPT-4 DESCRIPTION	#	%	% ALL Hospitals
All CPT-4 Procedures		3,591	100.0	100.0
29881	SCOPE KNEE SURG;W/MENISCECT MED/	321	8.9	0.99
J2275	INJ MORPHINE SULFATE PER 10 MG	238	6.6	0.21
J2405	INJECTION ONDANSETRON HCL PER 1	219	6.1	1.76
29877	SCOPE KNEE SURG; DEBRID/SHAVE CA	190	5.3	0.77
29888	ARTHSCPY AIDED ACL REPR/AUG/RECO	169	4.7	0.34
J2765	INJ METOCLOPRAMIDE HCL TO 10 MG	165	4.6	1.06
20680	REMOVAL OF IMPLANT; DEEP	164	4.6	0.57
29826	SCOPE SHOULDER; DECOMP SUBACROM	161	4.5	0.46
29999	UNLISTED PROCEDURE ARTHROSCOPY	148	4.1	0.21
29824	SCOPE SHLDR SURG;DIST CLAVICULEC	76	2.1	0.11
29879	SCOPE KNEE SURG; ABRASION ARTHPL	75	2.1	0.18
64721	NEUROPLASTY; MEDIAN @ CARPAL TUN	74	2.1	0.60
29880	SCOPE KNEE SURG;W/MENISCECT MED&	71	2.0	0.28
27425	LATERAL RETINACULAR RELEASE OPEN	63	1.8	0.24
29848	ENDO WRST SURG REL TRNS CARP LIG	52	1.4	0.22
29882	SCOPE KNEE; W/MENISCUS REPR MED/	51	1.4	0.10
23412	REP RUP MUSCLOTENDNUS CUFF OPN;C	36	1.0	0.08
29806	SCOPE SHOULDER SURGICAL; CPSLORR	34	0.9	0.05
25447	ARTHPLSTY INTERPSTN INTERCARPAL/	33	0.9	0.05
64718	NEUROPLASTY; ULNAR NERV @ ELBOW	33	0.9	0.11

SOURCE: Utah Ambulatory Surgery Database
 Utah Health Data Committee/Office of Health Care Statistics

AMB ST 1-3

UTAH HOSPITAL AND FREESTANDING AMBULATORY SURGERY CENTER (FASC) UTILIZATION AND CHARGE PROFILE OF OUTPATIENT SURGERY, 2002
 AVERAGE TOTAL CHARGES FOR MOST COMMONLY PERFORMED CPT-4 AND ICD-9 PROCEDURES, SINGLE ICD-9 OR CPT-4 ONLY

307 The Orthopedic Specialty Hospital

ICD-9 CODE	ICD-9 DESCRIPTION	#	AVE TOT CHRG	AVE TOT CHRG (ALL Hospitals)
ICD-9 Procedures		913	\$5,804	\$2,254
8154	TOT KNEE REPLCMT	115	\$15,554	\$15,500
806	EXC SEMILUNAR CARTILAGE-KNEE	99	\$2,687	\$3,545
8151	TOT HIP REPLCMT	62	\$14,446	\$14,757
0443	RELEASE CARPAL TUNNEL	60	\$1,415	\$1,705
8086	OTH LOC EXC/DESTRUC JT LES-KNEE	40	\$2,643	\$3,247
8363	ROTATOR CUFF REPR	36	\$5,104	\$5,401
8145	OTH REPR CRUCIATE LIGAMNT	28	\$5,352	\$7,081
8175	ARTHPLSTY CARPOCARPAL JT WO IMPLNT	24	\$2,874	\$3,797
7867	REMOV IMPLNT DEVICE-TIBIA & FIB	23	\$1,547	\$2,168
0449	OTH PERIPH NERV/GANGL DECOMP/LYSIS	21	\$1,823	\$2,703
8183	OTH REPR SHLDR	20	\$3,615	\$4,837
7936	OP REDUC FX W/INT FIX-TIBIA & FIB	16	\$3,178	\$4,108
7864	REMOV IMPLNT DEVICE-CARP-METACARP	15	\$941	\$1,661
8182	REPR RECUR DISLOC SHLDR	15	\$6,729	\$5,919
8221	EXC LES TENDON SHEATH HAND	15	\$1,246	\$1,707
8147	OTH REPR KNEE	14	\$3,395	\$4,593
8144	PATELLAR STABILIZATION	13	\$5,686	\$4,948
8153	REVIS HIP REPLCMT	12	\$15,567	\$15,567
8201	EXPLOR TENDON SHEATH HAND	11	\$1,143	\$1,656
8181	PART SHLDR REPLCMT	10	\$10,768	\$11,261

CPT-4 CODE	CPT-4 DESCRIPTION	#	AVE TOT CHRG	AVE TOT CHRG (ALL Hospitals)
CPT-4 Procedures		501	\$2,588	\$2,003
29881	SCOPE KNEE SURG;W/MENISCECT MED/	47	\$2,558	\$3,358
20680	REMOVAL OF IMPLANT; DEEP	42	\$1,278	\$2,123
29848	ENDO WRST SURG REL TRNS CARP LIG	39	\$1,348	\$1,969
64721	NEUROPLASTY; MEDIAN @ CARPAL TUN	38	\$1,382	\$1,670
29826	SCOPE SHOULDER; DECOMP SUBACROM	22	\$3,417	\$4,689
29877	SCOPE KNEE SURG; DEBRID/SHAVE CA	21	\$2,447	\$3,012
29888	ARTHSCPY AIDED ACL REPR/AUG/RECO	16	\$5,397	\$6,801
29880	SCOPE KNEE SURG;W/MENISCECT MED&	12	\$2,647	\$3,518
25447	ARTHPLSTY INTERPSTN INTERCARPAL/	11	\$2,292	\$3,654
25111	EXCISION OF GANGLION WRIST; PRIM	8	\$1,239	\$1,726
29806	SCOPE SHOULDER SURGICAL; CPSLORR	8	\$5,602	\$5,921
29846	SCOPE WRIST SURG; EXC&/REPR CART	8	\$2,423	\$3,666
27422	RECON DISLOC PATELLA; EXT REALIG	7	\$5,499	\$4,645
64708	NEUROPLSTY PERIPHRL NERV; NOT SP	7	\$1,803	\$2,786
64718	NEUROPLASTY; ULNAR NERV @ ELBOW	7	\$1,724	\$2,878
25320	CPSLORR/RECSTR WRST OPN CARPAL	6	\$3,889	\$3,463
26160	EXC LES TEND SHETH/JNT CAP HND/F	6	\$1,137	\$1,597
27425	LATERAL RETINACULAR RELEASE OPEN	6	\$2,976	\$3,462
23455	CAPSULORRHAPHY ANT; W/LABRAL REP	5	\$6,581	\$5,678
25999	UNLISTED PROCEDURE FOREARM OR WR	5	\$4,786	\$4,583

SOURCE: Utah Ambulatory Surgery Database
 Utah Health Data Committee/Office of Health Care Statistics

AMB ST 1-4

UTAH HOSPITAL AND FREESTANDING AMBULATORY SURGERY CENTER (FASC) UTILIZATION AND CHARGE PROFILE OF OUTPATIENT SURGERY, 2002
PROCEDURE APG CATEGORY, PROCEDURE APG

307 The Orthopedic Specialty Hospital

Procedure APG category	Procedure APG	TOTAL #	TOTAL # (ALL Hospitals)
01	INTEGUMENTARY SYSTEM	53	13,519
	003 COMPLEX INCISION AND DRAINAGE	2	106
	006 SIMPLE DEBRIDEMENT AND DESTRUCTION	1	588
	007 COMPLEX EXCISION, BIOPSY AND DEBRIDEMENT	31	1,731
	008 SIMPLE EXCISION AND BIOPSY	10	1,756
	009 COMPLEX SKIN REPAIRS INCL INTEGUMENT GRAFTS, TRANSFER & REARRANGE	5	1,422
	010 SIMPLE SKIN REPAIR	4	599
02	MUSCULOSKELETAL SYSTEM	2,657	42,903
	021 COMPLEX MUSCULOSKELETAL PROCEDURES EXCLUDING HAND AND FOOT	348	5,617
	022 SIMPLE MUSCULOSKELETAL PROCEDURES EXCLUDING HAND AND FOOT	125	1,767
	023 COMPLEX HAND AND FOOT MUSCULOSKELETAL PROCEDURES	68	1,639
	024 SIMPLE HAND AND FOOT MUSCULOSKELETAL PROCEDURES	351	9,596
	025 ARTHROSCOPY	1,568	17,119
	026 REPLACEMENT OF CAST	1	15
	027 SPLINT, STRAPPING AND CAST REMOVAL	2	113
	029 CLOSED TREATMENT FX & DISLOCATION EXC FINGER, TOE & TRUNK	5	627
	030 OPEN OR PERCUTANEOUS TREATMENT OF FRACTURES	55	2,741
	031 BONE OR JOINT MANIPULATION UNDER ANESTHESIA	12	332
	032 BUNION PROCEDURES	19	1,318
	033 ARTHROPLASTY	61	483
	034 HAND AND FOOT TENOTOMY	37	167
	035 ARTHROCENTESIS AND LIGAMENT OR TENDON INJECTION	5	1,334
04	CARDIOVASCULAR SYSTEM	1	23,208
	080 MINOR VASCULAR REPAIR AND FISTULA CONSTRUCTION	1	1,191
10	NERVOUS SYSTEM	138	14,776
	198 NERVE REPAIR AND DESTRUCTION	138	4,022
14	PHYSICAL MEDICINE AND REHABILITATION	6	313
	272 PHYSICAL THERAPY	6	309

AMB ST 1-5

UTAH HOSPITAL AND FREESTANDING AMBULATORY SURGERY CENTER (FASC) UTILIZATION AND CHARGE PROFILE OF OUTPATIENT SURGERY, 2002
 PROCEDURE APG CATEGORY, PROCEDURE APG, SINGLE APG ONLY

307 The Orthopedic Specialty Hospital

Procedure APG category	Procedure APG	TOTAL #	AVE TOT CHRGR	AVE TOT CHRGR(ALL Hospitals)
01	INTEGUMENTARY SYSTEM	4	\$1,440	\$2,141
	007 COMPLEX EXCISION, BIOPSY AND DEBRIDEMENT	4	\$1,440	\$2,263
02	MUSCULOSKELETAL SYSTEM	417	\$2,606	\$2,888
	021 COMPLEX MUSCULOSKELETAL PROCEDURES EXCLUDING HAND AND FOOT	45	\$3,419	\$3,672
	022 SIMPLE MUSCULOSKELETAL PROCEDURES EXCLUDING HAND AND FOOT	23	\$2,666	\$2,693
	023 COMPLEX HAND AND FOOT MUSCULOSKELETAL PROCEDURES	16	\$2,077	\$3,163
	024 SIMPLE HAND AND FOOT MUSCULOSKELETAL PROCEDURES	84	\$1,528	\$2,059
	025 ARTHROSCOPY	201	\$2,819	\$3,554
	029 CLOSED TREATMENT FX & DISLOCATION EXC FINGER, TOE & TRUNK	1	\$1,772	\$2,107
	030 OPEN OR PERCUTANEOUS TREATMENT OF FRACTURES	27	\$3,141	\$3,403
	032 BUNION PROCEDURES	3	\$2,760	\$2,827
	033 ARTHROPLASTY	17	\$2,862	\$3,660
10	NERVOUS SYSTEM	56	\$1,511	\$1,212
	198 NERVE REPAIR AND DESTRUCTION	56	\$1,511	\$1,869
14	PHYSICAL MEDICINE AND REHABILITATION	2	\$4,267	\$3,669
	272 PHYSICAL THERAPY	2	\$4,267	\$3,669

AMB ST 1-6

UTAH HOSPITAL AND FREESTANDING AMBULATORY SURGERY CENTER (FASC) UTILIZATION AND CHARGE PROFILE OF OUTPATIENT SURGERY, 2002
 NUMBER OF SELECTED AMBULATORY SURGERY PATIENT VISITS BY PATIENT PROFILE

307 The Orthopedic Specialty Hospital

Patient Profile	Patient Visits		Patient Visits-All Hospitals	
	(#)	(%)	(#)	(%)
GENDER				
Female	905	47.7	99,046	54.3
Male	994	52.3	83,377	45.7
Unknown	0	0.0	1	0.0
Not Reported	0	0.0	3	0.0
AGE				
1-28 days	0	0.0	201	0.1
29-365 days	0	0.0	2,806	1.5
1-4 years	0	0.0	10,230	5.6
5-9	0	0.0	5,477	3.0
10-14	31	1.6	4,621	2.5
15-17	93	4.9	4,481	2.5
18-19	60	3.2	3,763	2.1
20-24	157	8.3	11,153	6.1
25-29	104	5.5	10,390	5.7
30-34	132	7.0	10,476	5.7
35-39	143	7.5	10,951	6.0
40-44	183	9.6	13,202	7.2
45-49	211	11.1	14,095	7.7
50-54	192	10.1	15,731	8.6
55-59	143	7.5	13,738	7.5
60-64	131	6.9	11,970	6.6
65-69	112	5.9	11,268	6.2
70-74	93	4.9	10,407	5.7
75-79	77	4.1	8,832	4.8
80-84	27	1.4	5,577	3.1
85-89	10	0.5	2,334	1.3
90 +	0	0.0	720	0.4
Not Reported	0	0.0	205	0.1
SOURCE OF ADMISSION				
Physician Referral	1,898	99.9	170,677	93.6
Clinic Referral	0	0.0	371	0.2
HMO Referral	0	0.0	163	0.1
Other Hospital	0	0.0	143	0.1
Skilled Nursing Facility	0	0.0	17	0.0
Other Health Care Facility	0	0.0	19	0.0
Emergency Room	1	0.1	3,138	1.7
Court/Law Enforcement	0	0.0	4	0.0
Unknown	0	0.0	3,312	1.8
Not Reported	0	0.0	4,583	2.5

(Continued)

AMB ST 1-6

UTAH HOSPITAL AND FREESTANDING AMBULATORY SURGERY CENTER (FASC) UTILIZATION AND CHARGE PROFILE OF OUTPATIENT SURGERY, 2002
 NUMBER OF SELECTED AMBULATORY SURGERY PATIENT VISITS BY PATIENT PROFILE

307 The Orthopedic Specialty Hospital

Patient Profile	Patient Visits		Patient Visits-All Hospitals	
	(#)	(%)	(#)	(%)
DISCHARGE STATUS				
Home or Self Care	1,684	88.7	181,621	99.6
Another Hospital	8	0.4	132	0.1
Skilled Nursing Facility	112	5.9	207	0.1
Intermediate Care Facility	0	0.0	14	0.0
Another Type of Institution	0	0.0	41	0.0
Under Care of Home Service	73	3.8	184	0.1
Left Against Medical Advice	0	0.0	13	0.0
Under Care of Home IV Provider	3	0.2	8	0.0
Expired	0	0.0	6	0.0
Unknown	15	0.8	189	0.1
Not Reported	4	0.2	12	0.0
PRIMARY PAYER				
Medicare	304	16.0	39,406	21.6
Medicaid	11	0.6	12,181	6.7
Other government	24	1.3	2,765	1.5
Blue Cross/Blue Shield	384	20.2	25,235	13.8
Other Commercial	244	12.8	17,505	9.6
Managed Care(HMO, PPO)	669	35.2	77,069	42.2
Self Pay	16	0.8	2,955	1.6
Industrial & Worker Comp	238	12.5	3,998	2.2
Charity and Unclassified	5	0.3	123	0.1
Childrens Health Insurance	2	0.1	346	0.2
Unknown	2	0.1	703	0.4
Not Reported	0	0.0	141	0.1
LOCAL HEALTH DISTRICT OF PATIENT RESIDENCE				
Bear River	16	0.8	12,345	6.8
Central Utah	13	0.7	6,772	3.7
Davis County	56	2.9	19,304	10.6
Salt Lake County	1,270	66.9	62,264	34.1
Southeastern Utah	22	1.2	4,319	2.4
Southwest Utah	16	0.8	11,788	6.5
Summit County	106	5.6	1,676	0.9
Tooele County	46	2.4	3,248	1.8
Tri-County	30	1.6	4,686	2.6
Utah County	90	4.7	31,011	17.0
Wasatch County	24	1.3	1,317	0.7
Weber County	44	2.3	15,685	8.6
Unknown Utah	0	0.0	56	0.0
Outside Utah	157	8.3	7,881	4.3
Unknown, Not Reported	9	0.5	75	0.0

SOURCE: Utah Ambulatory Surgery Database,
 Utah Health Data Committee/Office of Health Care Statistics.

AMB ST 1-1

UTAH HOSPITAL AND FREESTANDING AMBULATORY SURGERY CENTER (FASC) UTILIZATION AND CHARGE PROFILE OF OUTPATIENT SURGERY, 2002
 NUMBER OF CPT-4 AND ICD-9 PROCEDURES BY SELECTED AMBULATORY SURGERY REPORTING CATEGORY

144 Timpanogos Regional Hospital

Reporting Category (ICD-9-CM CODES)	Procedures Performed		Procedures Performed-All Hospitals	
	(#)	(%)	(#)	(%)
Reporting Category (ICD-9-CM CODES)	4,946	100.0	300,948	100.0
Mastectomy (85.0-85.99)	105	2.1	6,951	2.3
Musculoskeletal (76.0-84.99)	754	15.2	53,689	17.8
Respiratory (30.0-34.99)	14	0.3	2,595	0.9
Cardiovascular (35.0-39.99)	161	3.3	13,957	4.6
Lymphatic/Hemetic (40.0-41.99)	23	0.5	2,092	0.7
Digestive System (42.0-54.99)	886	17.9	79,482	26.4
Urinary (55.0-59.99)	18	0.4	7,394	2.5
Male Genital (60.0-64.99)	21	0.4	3,824	1.3
Female Genital (65.0-71.99)	272	5.5	12,874	4.3
Endocrine/Nervous (01.0-07.99)	650	13.1	19,288	6.4
Eye (08.0-16.99)	421	8.5	19,110	6.3
Ear (18.0-20.99)	209	4.2	14,450	4.8
Nose, Mouth, Pharynx (21.0-29.99)	177	3.6	29,272	9.7
Other*	1,235	25.0	35,970	12.0
Reporting Category (CPT-4 CODES)	21,543	100.0	363,184	100.0
Mastectomy (19120-19220)	18	0.1	3,282	0.9
Musculoskeletal (20000-29909)	844	3.9	49,166	13.5
Respiratory (30000-32999)	47	0.2	12,335	3.4
Cardiovascular (33010-37799 & 93501-93660)	4,009	18.6	30,942	8.5
Lymphatic/Hemetic (38100-38999)	19	0.1	1,669	0.5
Diaphragm (39501-39599)	0	0.0	3	0.0
Digestive System (40490-49999)	946	4.4	84,020	23.1
Urinary (50010-53899)	77	0.4	8,260	2.3
Male Genital (54000-55899)	22	0.1	3,300	0.9
Female Genital (56405-58999)	175	0.8	8,683	2.4
Endocrine/Nervous (60000-64999)	661	3.1	17,357	4.8
Eye (65091-68899)	233	1.1	10,599	2.9
Ear (69000-69979)	113	0.5	8,100	2.2
Other*	14,379	66.7	125,468	34.5

SOURCE: Utah Ambulatory Surgery Database

Utah Health Data Committee/Office of Health Care Statistics.

* Procedure falls outside reporting categories.

AMB ST 1-2

UTAH HOSPITAL AND FREESTANDING AMBULATORY SURGERY CENTER (FASC) UTILIZATION AND CHARGE PROFILE OF OUTPATIENT SURGERY, 2002
 MOST COMMONLY PERFORMED CPT-4 AND ICD-9 PROCEDURES

144 Timpanogos Regional Hospital

ICD-9 CODE	ICD-9 DESCRIPTION	#	%	% ALL Hospitals
All ICD-9 Procedures		4,946	100.0	100.0
9923	INJ STEROID	395	8.0	2.23
0392	INJ OTH AGENT SPINAL CANAL	358	7.2	2.02
4513	OTH ENDO SM INTESTINE	184	3.7	1.87
2001	MYRINGOTOMY W/INSRT TUBE	183	3.7	3.82
4523	COLONOSCOPY	130	2.6	4.95
0391	INJ ANES SPINAL CANAL-ANALGESIA	121	2.4	1.32
9911	INJ RH IMMUNE GLOB	104	2.1	0.03
806	EXC SEMILUNAR CARTILAGE-KNEE	102	2.1	1.56
4516	ESOPHAGOGASTRODUODENOSCPY-CLO BX	94	1.9	4.22
0443	RELEASE CARPAL TUNNEL	81	1.6	1.12
8086	OTH LOC EXC/DESTRUC JT LES-KNEE	80	1.6	1.07
0887	UPPER EYELID RHYTIDECTOMY	69	1.4	0.11
283	TONSILLECTOMY W/ADENOIDECTOMY	66	1.3	1.61
8753	INTRAOP CHOLANGIOGRAM	65	1.3	1.09
5123	LAP CHOLEY	64	1.3	1.92
8721	CONTRAST MYELOGRAM	53	1.1	0.09
8832	CONTRAST ARTHROGRAM	52	1.1	0.11
3950	ANGIOPLSTY/ARTHERECT NON-CORNON	50	1.0	0.21
6902	D&C FOLLOWING DELIV/AB	50	1.0	0.24
4542	ENDO POLYPECTOMY LG INTESTINE	47	1.0	2.58

CPT-4 CODE	CPT-4 DESCRIPTION	#	%	% ALL Hospitals
All CPT-4 Procedures		21,543	100.0	100.0
36415	COLLECTION VENOUS BLD VENIPUNCTU	3,423	15.9	1.10
85025	BLD CNT;CMPL AUTO&AUTO DIFF WBC	1,219	5.7	1.46
80053	COMPREHENSIVE METABOLIC PANEL	546	2.5	0.49
99218	INIT OBSRV CARE-DAY E&M LOW SEVR	473	2.2	0.13
84443	THYROID STIMULATING HORMONE	472	2.2	0.22
80048	BASIC METABOLIC PANEL	444	2.1	1.02
76005	FLUORO GUID NEEDLE-SPINE INJ PRO	371	1.7	0.82
93005	ECG-ROUTINE 12 LEAD; TRACING ONL	360	1.7	0.72
93010	ECG-ROUTINE 12 LEAD; INTRPT & RE	336	1.6	0.36
86900	BLOOD TYPING; ABO	322	1.5	0.36
86901	BLOOD TYPING; RH	303	1.4	0.47
88305	LEVEL IV - SURG PATH GROSS&MIC E	298	1.4	1.89
85652	SED RATE ERYTHROCYTE; AUTOMATED	294	1.4	0.08
85610	PROTHROMBIN TIME;	289	1.3	0.79
80061	LIPID PANEL	287	1.3	0.31
81025	URIN PG TST VISUAL COLR COMPAR M	287	1.3	0.35
86885	ANTIHUMAN GLOB TEST; INDIR QUAL	274	1.3	0.08
82950	GLUCOSE; POST GLUCOSE DOSE	257	1.2	0.07
88302	LEVEL II - SURG PATH GROSS&MIC E	255	1.2	0.10
80076	HEPATIC FUNCTION PANEL	254	1.2	0.12

SOURCE: Utah Ambulatory Surgery Database
 Utah Health Data Committee/Office of Health Care Statistics

AMB ST 1-3

UTAH HOSPITAL AND FREESTANDING AMBULATORY SURGERY CENTER (FASC) UTILIZATION AND CHARGE PROFILE OF OUTPATIENT SURGERY, 2002
 AVERAGE TOTAL CHARGES FOR MOST COMMONLY PERFORMED CPT-4 AND ICD-9 PROCEDURES, SINGLE ICD-9 OR CPT-4 ONLY

144 Timpanogos Regional Hospital

ICD-9 CODE	ICD-9 DESCRIPTION	#	AVE TOT CHRG	AVE TOT CHRG (ALL Hospitals)
ICD-9 Procedures		1,732	\$2,810	\$2,254
4513	OTH ENDO SM INTESTINE	134	\$1,864	\$756
9911	INJ RH IMMUNE GLOB	104	\$216	\$216
4523	COLONOSCOPY	103	\$1,193	\$782
283	TONSILLECTOMY W/ADENOIDECTOMY	58	\$2,597	\$1,655
4516	ESOPHAGOGASTRODUODENOSCPY-CLO BX	56	\$1,342	\$938
8832	CONTRAST ARTHROGRAM	51	\$916	\$1,075
6902	D&C FOLLOWING DELIV/AB	50	\$2,464	\$1,984
8721	CONTRAST MYELOGRAM	48	\$2,951	\$2,626
0443	RELEASE CARPAL TUNNEL	46	\$2,690	\$1,705
806	EXC SEMILUNAR CARTILAGE-KNEE	40	\$3,437	\$3,545
4542	ENDO POLYPECTOMY LG INTESTINE	37	\$1,595	\$1,037
9851	ESWL KIDNEY-URETER &/OR BLADDER	30	\$6,776	\$5,252
9904	TRANSFUS PACKED CELLS	30	\$828	\$1,977
8783	OPAQUE CONTRST HYSTEROSALPINGOGRM	29	\$1,142	\$680
4701	LAP APPENDECTOMY	23	\$8,275	\$5,663
8607	INSRT IMPLNT VASC ACCESS DEVICE	19	\$4,795	\$3,985
3893	VENOUS CATH-NEC	18	\$1,679	\$2,079
4524	FLEX SIGMOIDOSCOPY	18	\$489	\$456
4709	OTH APPENDECTOMY	18	\$5,026	\$3,684
8511	CLO [PERCUT] [NEEDLE] BX BREAST	18	\$2,534	\$1,011

CPT-4 CODE	CPT-4 DESCRIPTION	#	AVE TOT CHRG	AVE TOT CHRG (ALL Hospitals)
CPT-4 Procedures		678	\$2,246	\$2,003
45378	COLONOSCOPY FLEX; DX-SEP PROC	90	\$1,157	\$741
44376	SM INTEST ENDO W/ILEUM; DX-SEP P	79	\$2,331	\$2,133
69436	TYMPANOSTOMY GENERAL ANESTHESIA	67	\$2,172	\$934
43235	UGI ENDO; DX W/WO CLCT SPECMN-SP	47	\$1,035	\$661
42820	T&A; UNDER AGE 12	42	\$2,511	\$1,610
43249	UGI ENDO; W/BALLOON DILAT ESOPHA	20	\$1,815	\$1,111
29881	SCOPE KNEE SURG;W/MENISCECT MED/	19	\$3,318	\$3,358
62311	INJ 1 NOT NEUROLYTIC-EPID; LUMB/	19	\$652	\$489
29848	ENDO WRST SURG REL TRNS CARP LIG	14	\$3,052	\$1,969
64721	NEUROPLASTY; MEDIAN @ CARPAL TUN	14	\$2,433	\$1,670
66984	EXTRACAPSULAR CATARACT REMV IOL	13	\$5,268	\$2,599
67311	STRABISMUS SURG; 1 HORIZONTAL MU	13	\$2,966	\$1,607
29877	SCOPE KNEE SURG; DEBRID/SHAVE CA	12	\$3,252	\$3,012
45330	SIGMOIDOSCOPY FLEX; DX-SEP PROC	12	\$395	\$408
36430	TRANSFUSION BLOOD/BLOOD COMPONENT	10	\$251	\$2,051
49505	REPR INIT ING HERNIA 5YR/MORE; R	9	\$3,077	\$2,803
20680	REMOVAL OF IMPLANT; DEEP	8	\$2,612	\$2,123
68811	PROBE NASOLACRIM DUCT; REQ GEN A	8	\$1,926	\$773
68815	PROBE NASOLAC DUCT; W/INSERT TUB	8	\$2,409	\$1,268
29826	SCOPE SHOULDER; DECOMP SUBACROM	7	\$5,314	\$4,689

SOURCE: Utah Ambulatory Surgery Database
 Utah Health Data Committee/Office of Health Care Statistics

AMB ST 1-4

UTAH HOSPITAL AND FREESTANDING AMBULATORY SURGERY CENTER (FASC) UTILIZATION AND CHARGE PROFILE OF OUTPATIENT SURGERY, 2002
 PROCEDURE APG CATEGORY, PROCEDURE APG

144 Timpanogos Regional Hospital

Procedure APG category		TOTAL #	TOTAL # (ALL Hospitals)
Procedure APG			
01	INTEGUMENTARY SYSTEM	382	13,519
	002 SUPERFICIAL NEEDLE BIOPSY AND ASPIRATION	65	2,597
	004 SIMPLE INCISION AND DRAINAGE	3	96
	006 SIMPLE DEBRIDEMENT AND DESTRUCTION	6	588
	007 COMPLEX EXCISION, BIOPSY AND DEBRIDEMENT	37	1,731
	008 SIMPLE EXCISION AND BIOPSY	52	1,756
	009 COMPLEX SKIN REPAIRS INCL INTEGUMENT GRAFTS, TRANSFER & REARRANGE	104	1,422
	010 SIMPLE SKIN REPAIR	46	599
	011 SIMPLE INCISION AND EXCISION OF BREAST	37	3,917
	012 BREAST RECONSTRUCTION AND MASTECTOMY	32	671
02	MUSCULOSKELETAL SYSTEM	702	42,903
	021 COMPLEX MUSCULOSKELETAL PROCEDURES EXCLUDING HAND AND FOOT	72	5,617
	022 SIMPLE MUSCULOSKELETAL PROCEDURES EXCLUDING HAND AND FOOT	19	1,767
	023 COMPLEX HAND AND FOOT MUSCULOSKELETAL PROCEDURES	19	1,639
	024 SIMPLE HAND AND FOOT MUSCULOSKELETAL PROCEDURES	133	9,596
	025 ARTHROSCOPY	338	17,119
	028 CLOSED TREATMENT FX & DISLOCATION OF FINGER, TOE & TRUNK	1	35
	029 CLOSED TREATMENT FX & DISLOCATION EXC FINGER, TOE & TRUNK	7	627
	030 OPEN OR PERCUTANEOUS TREATMENT OF FRACTURES	47	2,741
	031 BONE OR JOINT MANIPULATION UNDER ANESTHESIA	14	332
	032 BUNION PROCEDURES	3	1,318
	033 ARTHROPLASTY	2	483
	035 ARTHROCENTESIS AND LIGAMENT OR TENDON INJECTION	47	1,334
03	RESPIRATORY SYSTEM	49	6,869
	052 NEEDLE AND CATHETER BIOPSY, ASPIRATION, LAVAGE AND INTUBATION	11	545
	053 COMPLEX ENDOSCOPY OF THE UPPER AIRWAY	16	4,423
	054 SIMPLE ENDOSCOPY OF THE UPPER AIRWAY	1	329
	055 ENDOSCOPY OF THE LOWER AIRWAY	7	1,188
	057 RESPIRATORY THERAPY	14	172
04	CARDIOVASCULAR SYSTEM	440	23,208
	071 EXERCISE TOLERANCE TESTS	2	21
	072 ECHOCARDIOGRAPHY	26	1,224
	075 PLACEMENT OF TRANSVENOUS CATHETERS	29	737
	076 DIAGNOSTIC CARDIAC CATHETERIZATION	210	15,013
	077 ANGIOPLASTY AND TRANSCATHETER PROCEDURES	95	971
	078 PACEMAKER INSERTION AND REPLACEMENT	2	716
	079 REMOVAL AND REVISION OF PACEMAKER AND VASCULAR DEVICE	13	477
	080 MINOR VASCULAR REPAIR AND FISTULA CONSTRUCTION	57	1,191
	081 SECONDARY VARICOSE VEINS AND VASCULAR INJECTION	2	296
	082 VASCULAR LIGATION	3	507
	083 RESUSCITATION AND CARDIOVERSION	1	69
05	HEMATOLOGIC, LYMPHATIC, AND ENDOCRINE	76	2,265
	095 DEEP LYMPH STRUCTURE AND THYROID PROCEDURES	15	1,385
	097 TRANSFUSION	61	757
06	DIGESTIVE SYSTEM	888	71,902
	111 ALIMENTARY TESTS AND SIMPLE TUBE PLACEMENT	1	177

AMB ST 1-4

UTAH HOSPITAL AND FREESTANDING AMBULATORY SURGERY CENTER (FASC) UTILIZATION AND CHARGE PROFILE OF OUTPATIENT SURGERY, 2002
 PROCEDURE APG CATEGORY, PROCEDURE APG

144 Timpanogos Regional Hospital

procedure APG category	procedure APG	TOTAL #	TOTAL # (ALL Hospitals)
	112 ESOPHAGEAL DILATION WITHOUT ENDOSCOPY	7	1,062
	113 ANOSCOPY WITH BIOPSY AND DIAGNOSTIC PROCTOSIGMOIDOSCOPY	20	820
	114 PROCTOSIGMOIDOSCOPY WITH EXCISION OR BIOPSY	3	324
	115 DIAGNOSTIC UPPER GI ENDOSCOPY OR INTUBATION	164	15,392
	116 THERAPEUTIC UPPER GI ENDOSCOPY OR INTUBATION	45	3,826
	117 LOWER GASTROINTESTINAL ENDOSCOPY	225	27,082
	118 ERCP AND MISCELLANEOUS GI ENDOSCOPY PROCEDURES	130	1,441
	119 HERNIA AND HYDROCELE PROCEDURES	48	6,810
	120 COMPLEX ANAL AND RECTAL PROCEDURES	5	815
	121 SIMPLE ANAL AND RECTAL PROCEDURES	2	464
	122 MISCELLANEOUS ABDOMINAL PROCEDURES	5	325
	123 COMPLEX LAPAROSCOPIC PROCEDURES	225	13,216
	124 SIMPLE LAPAROSCOPIC PROCEDURES	8	148
07	URINARY SYSTEM	54	6,921
	131 RENAL EXTRACORPOREAL SHOCK WAVE LITHOTRIPSY	34	705
	133 URINARY CATHETERIZATION AND DILATATION	3	344
	134 COMPLEX CYSTOURETHROSCOPY AND LITHOLAPAXY	10	2,910
	135 MODERATE CYSTOURETHROSCOPY	4	2,121
	136 SIMPLE CYSTOURETHROSCOPY	1	644
	139 HEMODIALYSIS	2	3
08	MALE GENITAL SYSTEM	17	2,946
	151 TESTICULAR AND EPIDIDYMAL PROCEDURES	10	1,341
	153 COMPLEX PENILE PROCEDURES	1	327
	154 SIMPLE PENILE PROCEDURES	3	896
	155 PROSTATE NEEDLE AND PUNCH BIOPSY	3	332
09	FEMALE GENITAL SYSTEM	104	4,976
	172 PROCEDURES FOR PREGNANCY AND NEONATAL CARE	1	16
	173 TREATMENT OF SPONTANEOUS ABORTION	53	417
	176 COMPLEX FEMALE REPRODUCTIVE PROCEDURES	4	675
	177 SIMPLE FEMALE REPRODUCTIVE PROCEDURES	16	1,182
	178 DILATION AND CURETTAGE	13	891
	179 HYSTEROSCOPY	16	1,603
	180 COLPOSCOPY	1	184
10	NERVOUS SYSTEM	529	14,776
	192 ELECTROENCEPHALOGRAM	2	4
	195 NERVOUS SYSTEM INJECTIONS, STIMULATIONS OR CRANIAL TAP	451	9,554
	196 REVISION AND REMOVAL OF NEUROLOGICAL DEVICE	6	114
	197 NEUROSTIMULATOR AND VENTRICULAR SHUNT IMPLANTATION	9	422
	198 NERVE REPAIR AND DESTRUCTION	42	4,022
	199 SPINAL TAP	19	496
11	EYE AND OCULAR ADNEXA	229	10,576
	211 MINOR OPHTHALMOLOGICAL TESTS AND PROCEDURES	4	55
	214 CATARACT PROCEDURES	49	4,643
	215 COMPLEX ANTERIOR SEGMENT EYE PROCEDURES	9	485
	216 MODERATE ANTERIOR SEGMENT EYE PROCEDURES	15	313
	217 SIMPLE ANTERIOR SEGMENT EYE PROCEDURES	1	197

AMB ST 1-4

UTAH HOSPITAL AND FREESTANDING AMBULATORY SURGERY CENTER (FASC) UTILIZATION AND CHARGE PROFILE OF OUTPATIENT SURGERY, 2002
 PROCEDURE APG CATEGORY, PROCEDURE APG

144 Timpanogos Regional Hospital

procedure APG category	procedure APG	TOTAL #	TOTAL # (ALL Hospitals)
	220 STRABISMUS AND MUSCLE EYE PROCEDURES	41	716
	221 COMPLEX REPAIR AND PLASTIC PROCEDURES OF EYE	77	694
	222 SIMPLE REPAIR AND PLASTIC PROCEDURES OF EYE	32	441
	223 VITRECTOMY	1	1,578
12	FACIAL, EAR, NOSE, MOUTH AND THROAT	244	28,144
	233 NASAL CAUTERIZATION AND PACKING	2	182
	234 COMPLEX FACIAL AND ENT PROCEDURES	23	4,770
	235 SIMPLE FACIAL AND ENT PROCEDURES	115	15,563
	236 TONSIL AND ADENOID PROCEDURES	104	7,583
13	THERAPUTIC AND OTHER RADIOLOGICAL PROCEDURES	614	5,872
	253 VASCULAR RADIOLOGY EXCEPT FOR VENOGRAPHY OF EXTREMITY	173	1,930
	254 MYELOGRAPHY	164	679
	255 MISCELLANEOUS RADIOLOGICAL PROCEDURES WITH CONTRAST	277	3,147
14	PHYSICAL MEDICINE AND REHABILITATION	10	313
	272 PHYSICAL THERAPY	10	309

AMB ST 1-5

UTAH HOSPITAL AND FREESTANDING AMBULATORY SURGERY CENTER (FASC) UTILIZATION AND CHARGE PROFILE OF OUTPATIENT SURGERY, 2002
 PROCEDURE APG CATEGORY, PROCEDURE APG, SINGLE APG ONLY

144 Timpanogos Regional Hospital

Procedure APG category	Procedure APG	TOTAL #	AVE TOT CHR	AVE TOT CHR(ALL Hospitals)
01	INTEGUMENTARY SYSTEM	13	\$2,581	\$2,141
	002 SUPERFICIAL NEEDLE BIOPSY AND ASPIRATION	2	\$1,199	\$1,559
	007 COMPLEX EXCISION, BIOPSY AND DEBRIDEMENT	2	\$1,748	\$2,263
	008 SIMPLE EXCISION AND BIOPSY	1	\$2,468	\$2,174
	009 COMPLEX SKIN REPAIRS INCL INTEGUMENT GRAFTS, TRANSFER & REARRAN	4	\$2,436	\$2,942
	010 SIMPLE SKIN REPAIR	1	\$1,967	\$2,803
	012 BREAST RECONSTRUCTION AND MASTECTOMY	3	\$4,492	\$3,739
02	MUSCULOSKELETAL SYSTEM	122	\$3,511	\$2,888
	021 COMPLEX MUSCULOSKELETAL PROCEDURES EXCLUDING HAND AND FOOT	7	\$3,460	\$3,672
	022 SIMPLE MUSCULOSKELETAL PROCEDURES EXCLUDING HAND AND FOOT	2	\$2,844	\$2,693
	023 COMPLEX HAND AND FOOT MUSCULOSKELETAL PROCEDURES	5	\$2,688	\$3,163
	024 SIMPLE HAND AND FOOT MUSCULOSKELETAL PROCEDURES	15	\$2,665	\$2,059
	025 ARTHROSCOPY	76	\$4,061	\$3,554
	029 CLOSED TREATMENT FX & DISLOCATION EXC FINGER, TOE & TRUNK	1	\$2,168	\$2,107
	030 OPEN OR PERCUTANEOUS TREATMENT OF FRACTURES	7	\$2,767	\$3,403
	031 BONE OR JOINT MANIPULATION UNDER ANESTHESIA	6	\$2,220	\$2,080
	035 ARTHROCENTESIS AND LIGAMENT OR TENDON INJECTION	3	\$514	\$491
04	CARDIOVASCULAR SYSTEM	1	\$855	\$4,411
	079 REMOVAL AND REVISION OF PACEMAKER AND VASCULAR DEVICE	1	\$855	\$1,908
05	HEMATOLOGIC, LYMPHATIC, AND ENDOCRINE	10	\$251	\$2,960
	097 TRANSFUSION	10	\$251	\$2,051
06	DIGESTIVE SYSTEM	286	\$1,623	\$1,572
	112 ESOPHAGEAL DILATION WITHOUT ENDOSCOPY	4	\$1,240	\$577
	113 ANOSCOPY WITH BIOPSY AND DIAGNOSTIC PROCTOSIGMOIDOSCOPY	12	\$395	\$592
	115 DIAGNOSTIC UPPER GI ENDOSCOPY OR INTUBATION	50	\$1,042	\$827
	116 THERAPEUTIC UPPER GI ENDOSCOPY OR INTUBATION	27	\$1,667	\$1,177
	117 LOWER GASTROINTESTINAL ENDOSCOPY	94	\$1,176	\$860
	118 ERCP AND MISCELLANEOUS GI ENDOSCOPY PROCEDURES	79	\$2,331	\$2,194
	119 HERNIA AND HYDROCELE PROCEDURES	14	\$2,877	\$2,637
	122 MISCELLANEOUS ABDOMINAL PROCEDURES	1	\$3,451	\$2,210
	123 COMPLEX LAPAROSCOPIC PROCEDURES	5	\$3,803	\$4,623
07	URINARY SYSTEM	1	\$6,438	\$3,060
	131 RENAL EXTRACORPOREAL SHOCK WAVE LITHOTRIPSY	1	\$6,438	\$4,872
08	MALE GENITAL SYSTEM	1	\$3,193	\$2,312
	151 TESTICULAR AND EPIDIDYMAL PROCEDURES	1	\$3,193	\$2,147
10	NERVOUS SYSTEM	53	\$1,544	\$1,212
	195 NERVOUS SYSTEM INJECTIONS, STIMULATIONS OR CRANIAL TAP	38	\$545	\$543
	197 NEUROSTIMULATOR AND VENTRICULAR SHUNT IMPLANTATION	1	\$27,096	\$21,111
	198 NERVE REPAIR AND DESTRUCTION	14	\$2,433	\$1,869
11	EYE AND OCULAR ADNEXA	58	\$3,108	\$2,298
	211 MINOR OPHTHALMOLOGICAL TESTS AND PROCEDURES	4	\$1,978	\$1,380
	214 CATARACT PROCEDURES	14	\$5,231	\$2,599
	215 COMPLEX ANTERIOR SEGMENT EYE PROCEDURES	8	\$1,926	\$1,885
	216 MODERATE ANTERIOR SEGMENT EYE PROCEDURES	8	\$2,409	\$1,811
	220 STRABISMUS AND MUSCLE EYE PROCEDURES	13	\$2,966	\$1,590
	221 COMPLEX REPAIR AND PLASTIC PROCEDURES OF EYE	4	\$3,042	\$2,323

AMB ST 1-5

UTAH HOSPITAL AND FREESTANDING AMBULATORY SURGERY CENTER (FASC) UTILIZATION AND CHARGE PROFILE OF OUTPATIENT SURGERY, 2002
 PROCEDURE APG CATEGORY, PROCEDURE APG, SINGLE APG ONLY

144 Timpanogos Regional Hospital

procedure APG category	Procedure APG	TOTAL #	AVE TOT CHRGR	AVE TOT CHRGR(ALL Hospitals)
	222 SIMPLE REPAIR AND PLASTIC PROCEDURES OF EYE	7	\$1,959	\$1,230
12	FACIAL, EAR, NOSE, MOUTH AND THROAT	126	\$2,378	\$1,870
	234 COMPLEX FACIAL AND ENT PROCEDURES	4	\$3,641	\$3,757
	235 SIMPLE FACIAL AND ENT PROCEDURES	70	\$2,189	\$1,293
	236 TONSIL AND ADENOID PROCEDURES	52	\$2,535	\$1,733

AMB ST 1-6

UTAH HOSPITAL AND FREESTANDING AMBULATORY SURGERY CENTER (FASC) UTILIZATION AND CHARGE PROFILE OF OUTPATIENT SURGERY, 2002
 NUMBER OF SELECTED AMBULATORY SURGERY PATIENT VISITS BY PATIENT PROFILE

144 Timpanogos Regional Hospital

Patient Profile	Patient Visits		Patient Visits-All Hospitals	
	(#)	(%)	(#)	(%)
GENDER				
Female	4,083	64.6	99,046	54.3
Male	2,235	35.4	83,377	45.7
Unknown	0	0.0	1	0.0
Not Reported	0	0.0	3	0.0
AGE				
1-28 days	46	0.7	201	0.1
29-365 days	85	1.3	2,806	1.5
1-4 years	299	4.7	10,230	5.6
5-9	206	3.3	5,477	3.0
10-14	165	2.6	4,621	2.5
15-17	167	2.6	4,481	2.5
18-19	159	2.5	3,763	2.1
20-24	737	11.7	11,153	6.1
25-29	736	11.6	10,390	5.7
30-34	562	8.9	10,476	5.7
35-39	410	6.5	10,951	6.0
40-44	468	7.4	13,202	7.2
45-49	437	6.9	14,095	7.7
50-54	438	6.9	15,731	8.6
55-59	303	4.8	13,738	7.5
60-64	292	4.6	11,970	6.6
65-69	210	3.3	11,268	6.2
70-74	201	3.2	10,407	5.7
75-79	216	3.4	8,832	4.8
80-84	113	1.8	5,577	3.1
85-89	45	0.7	2,334	1.3
90 +	23	0.4	720	0.4
Not Reported	46	0.7	205	0.1
SOURCE OF ADMISSION				
Physician Referral	6,199	98.1	170,677	93.6
Clinic Referral	10	0.2	371	0.2
HMO Referral	0	0.0	163	0.1
Other Hospital	1	0.0	143	0.1
Skilled Nursing Facility	0	0.0	17	0.0
Other Health Care Facility	1	0.0	19	0.0
Emergency Room	107	1.7	3,138	1.7
Court/Law Enforcement	0	0.0	4	0.0
Unknown	0	0.0	3,312	1.8
Not Reported	0	0.0	4,583	2.5

(Continued)

AMB ST 1-6

UTAH HOSPITAL AND FREESTANDING AMBULATORY SURGERY CENTER (FASC) UTILIZATION AND CHARGE PROFILE OF OUTPATIENT SURGERY, 2002
 NUMBER OF SELECTED AMBULATORY SURGERY PATIENT VISITS BY PATIENT PROFILE

144 Timpanogos Regional Hospital

Patient Profile	Patient Visits		Patient Visits-All Hospitals	
	(#)	(%)	(#)	(%)
DISCHARGE STATUS				
Home or Self Care	6,286	99.5	181,621	99.6
Another Hospital	7	0.1	132	0.1
Skilled Nursing Facility	23	0.4	207	0.1
Intermediate Care Facility	0	0.0	14	0.0
Another Type of Institution	2	0.0	41	0.0
Under Care of Home Service	0	0.0	184	0.1
Left Against Medical Advice	0	0.0	13	0.0
Under Care of Home IV Provider	0	0.0	8	0.0
Expired	0	0.0	6	0.0
Unknown	0	0.0	189	0.1
Not Reported	0	0.0	12	0.0
PRIMARY PAYER				
Medicare	805	12.7	39,406	21.6
Medicaid	471	7.5	12,181	6.7
Other government	35	0.6	2,765	1.5
Blue Cross/Blue Shield	877	13.9	25,235	13.8
Other Commercial	847	13.4	17,505	9.6
Managed Care(HMO, PPO)	2,914	46.1	77,069	42.2
Self Pay	213	3.4	2,955	1.6
Industrial & Worker Comp	153	2.4	3,998	2.2
Charity and Unclassified	0	0.0	123	0.1
Childrens Health Insurance	1	0.0	346	0.2
Unknown	2	0.0	703	0.4
Not Reported	0	0.0	141	0.1
LOCAL HEALTH DISTRICT OF PATIENT RESIDENCE				
Bear River	4	0.1	12,345	6.8
Central Utah	232	3.7	6,772	3.7
Davis County	15	0.2	19,304	10.6
Salt Lake County	170	2.7	62,264	34.1
Southeastern Utah	142	2.2	4,319	2.4
Southwest Utah	22	0.3	11,788	6.5
Summit County	16	0.3	1,676	0.9
Tooele County	22	0.3	3,248	1.8
Tri-County	18	0.3	4,686	2.6
Utah County	5,494	87.0	31,011	17.0
Wasatch County	71	1.1	1,317	0.7
Weber County	7	0.1	15,685	8.6
Unknown Utah	3	0.0	56	0.0
Outside Utah	100	1.6	7,881	4.3
Unknown, Not Reported	2	0.0	75	0.0

SOURCE: Utah Ambulatory Surgery Database,
 Utah Health Data Committee/Office of Health Care Statistics.

AMB ST 1-1

UTAH HOSPITAL AND FREESTANDING AMBULATORY SURGERY CENTER (FASC) UTILIZATION AND CHARGE PROFILE OF OUTPATIENT SURGERY, 2002
 NUMBER OF CPT-4 AND ICD-9 PROCEDURES BY SELECTED AMBULATORY SURGERY REPORTING CATEGORY

109 Uintah Basin Medical Center

Reporting Category (ICD-9-CM CODES)	Procedures Performed		Procedures Performed-All Hospitals	
	(#)	(%)	(#)	(%)
Reporting Category (ICD-9-CM CODES)	2,679	100.0	300,948	100.0
Mastectomy (85.0-85.99)	30	1.1	6,951	2.3
Musculoskeletal (76.0-84.99)	326	12.2	53,689	17.8
Respiratory (30.0-34.99)	13	0.5	2,595	0.9
Cardiovascular (35.0-39.99)	10	0.4	13,957	4.6
Lymphatic/Hemetic (40.0-41.99)	18	0.7	2,092	0.7
Digestive System (42.0-54.99)	1,157	43.2	79,482	26.4
Urinary (55.0-59.99)	64	2.4	7,394	2.5
Male Genital (60.0-64.99)	41	1.5	3,824	1.3
Female Genital (65.0-71.99)	168	6.3	12,874	4.3
Endocrine/Nervous (01.0-07.99)	49	1.8	19,288	6.4
Eye (08.0-16.99)	223	8.3	19,110	6.3
Ear (18.0-20.99)	257	9.6	14,450	4.8
Nose, Mouth, Pharynx (21.0-29.99)	236	8.8	29,272	9.7
Other*	87	3.2	35,970	12.0
Reporting Category (CPT-4 CODES)	.	.	363,184	100.0
Mastectomy (19120-19220)	.	.	3,282	0.9
Musculoskeletal (20000-29909)	.	.	49,166	13.5
Respiratory (30000-32999)	.	.	12,335	3.4
Cardiovascular (33010-37799 & 93501-93660)	.	.	30,942	8.5
Lymphatic/Hemetic (38100-38999)	.	.	1,669	0.5
Diaphragm (39501-39599)	.	.	3	0.0
Digestive System (40490-49999)	.	.	84,020	23.1
Urinary (50010-53899)	.	.	8,260	2.3
Male Genital (54000-55899)	.	.	3,300	0.9
Female Genital (56405-58999)	.	.	8,683	2.4
Endocrine/Nervous (60000-64999)	.	.	17,357	4.8
Eye (65091-68899)	.	.	10,599	2.9
Ear (69000-69979)	.	.	8,100	2.2
Other*	.	.	125,468	34.5

SOURCE: Utah Ambulatory Surgery Database

Utah Health Data Committee/Office of Health Care Statistics.

* Procedure falls outside reporting categories.

AMB ST 1-2

UTAH HOSPITAL AND FREESTANDING AMBULATORY SURGERY CENTER (FASC) UTILIZATION AND CHARGE PROFILE OF OUTPATIENT SURGERY, 2002
 MOST COMMONLY PERFORMED CPT-4 AND ICD-9 PROCEDURES

109 Uintah Basin Medical Center

ICD-9 CODE	ICD-9 DESCRIPTION	#	%	% ALL Hospitals
All ICD-9 Procedures				
4516	ESOPHAGOGASTRODUODENOSCPY-CLO BX	308	11.5	4.22
4523	COLONOSCOPY	264	9.9	4.95
2001	MYRINGOTOMY W/INSRT TUBE	221	8.2	3.82
4525	CLO [ENDO] BX LG INTESTINE	116	4.3	1.85
4542	ENDO POLYPECTOMY LG INTESTINE	105	3.9	2.58
1371	IOL PROSTH-CATARACT EXTRACT-1-STAGE	99	3.7	1.56
1341	PHACOEMULSIFICATION-ASPIR CATARACT	98	3.7	1.53
5123	LAP CHOLEY	90	3.4	1.92
283	TONSILLECTOMY W/ADENOIDECTOMY	88	3.3	1.61
4513	OTH ENDO SM INTESTINE	71	2.7	1.87
5732	OTH CYSTOSCOPY	48	1.8	0.55
282	TONSILLECTOMY WO ADENOIDECTOMY	43	1.6	0.67
806	EXC SEMILUNAR CARTILAGE-KNEE	43	1.6	1.56
6909	OTH D&C UTERUS	38	1.4	0.61
0443	RELEASE CARPAL TUNNEL	36	1.3	1.12
4292	DILAT ESOPH	29	1.1	1.18
4836	[ENDO] POLYPECTOMY RECTUM	23	0.9	0.75
8521	LOC EXC LES BREAST	22	0.8	1.03
6629	OTH BIL ENDO DESTRUC FALLOP TUBES	20	0.7	0.26
5349	OTH UMB HERNIORRHAPHY	19	0.7	0.32

CPT-4 CODE	CPT-4 DESCRIPTION	#	%	% ALL Hospitals
All CPT-4 Procedures				

Does not report CPTs

AMB ST 1-3

UTAH HOSPITAL AND FREESTANDING AMBULATORY SURGERY CENTER (FASC) UTILIZATION AND CHARGE PROFILE OF OUTPATIENT SURGERY, 2002
 AVERAGE TOTAL CHARGES FOR MOST COMMONLY PERFORMED CPT-4 AND ICD-9 PROCEDURES, SINGLE ICD-9 OR CPT-4 ONLY

109 Uintah Basin Medical Center

ICD-9 CODE	ICD-9 DESCRIPTION	#	AVE TOT CHR	AVE TOT CHR(ALL Hospitals)
ICD-9 Procedures		1,309	\$1,757	\$2,254
4523	COLONOSCOPY	188	\$861	\$782
4516	ESOPHAGOGASTRODUODENOSCPY-CLO BX	183	\$1,021	\$938
283	TONSILLECTOMY W/ADENOIDECTOMY	79	\$1,876	\$1,655
5123	LAP CHOLEY	69	\$4,705	\$4,729
4525	CLO [ENDO] BX LG INTESTINE	68	\$1,115	\$1,109
4542	ENDO POLYPECTOMY LG INTESTINE	65	\$1,018	\$1,037
5732	OTH CYSTOSCOPY	43	\$586	\$1,254
4513	OTH ENDO SM INTESTINE	34	\$1,002	\$756
282	TONSILLECTOMY WO ADENOIDECTOMY	31	\$1,867	\$1,956
6909	OTH D&C UTERUS	30	\$1,356	\$1,868
806	EXC SEMILUNAR CARTILAGE-KNEE	30	\$2,824	\$3,545
0443	RELEASE CARPAL TUNNEL	25	\$1,005	\$1,705
6952	ASPIR CURET FOLLOWING DELIV/AB	18	\$1,924	\$1,722
6732	DESTRUC LES CERV-CAUT	17	\$1,560	\$1,666
5349	OTH UMB HERNIORRHAPHY	15	\$1,888	\$2,059
6629	OTH BIL ENDO DESTRUC FALLOP TUBES	15	\$2,516	\$2,510
6902	D&C FOLLOWING DELIV/AB	13	\$1,797	\$1,984
8521	LOC EXC LES BREAST	13	\$1,990	\$2,019
640	CIRCUMCISION	12	\$841	\$1,259
8086	OTH LOC EXC/DESTRUC JT LES-KNEE	12	\$2,878	\$3,247

CPT-4 CODE	CPT-4 DESCRIPTION	#	AVE TOT CHR	AVE TOT CHR(ALL Hospitals)
CPT-4 Procedures				

Does not report CPTs

AMB ST 1-6

UTAH HOSPITAL AND FREESTANDING AMBULATORY SURGERY CENTER (FASC) UTILIZATION AND CHARGE PROFILE OF OUTPATIENT SURGERY, 2002
 NUMBER OF SELECTED AMBULATORY SURGERY PATIENT VISITS BY PATIENT PROFILE

109 Uintah Basin Medical Center

Patient Profile	Patient Visits		Patient Visits-All Hospitals	
	(#)	(%)	(#)	(%)
GENDER				
Female	1,062	55.0	99,046	54.3
Male	869	45.0	83,377	45.7
Unknown	1	0.1	1	0.0
Not Reported	0	0.0	3	0.0
AGE				
1-28 days	7	0.4	201	0.1
29-365 days	34	1.8	2,806	1.5
1-4 years	103	5.3	10,230	5.6
5-9	76	3.9	5,477	3.0
10-14	59	3.1	4,621	2.5
15-17	69	3.6	4,481	2.5
18-19	44	2.3	3,763	2.1
20-24	115	6.0	11,153	6.1
25-29	100	5.2	10,390	5.7
30-34	96	5.0	10,476	5.7
35-39	104	5.4	10,951	6.0
40-44	148	7.7	13,202	7.2
45-49	144	7.5	14,095	7.7
50-54	142	7.3	15,731	8.6
55-59	119	6.2	13,738	7.5
60-64	128	6.6	11,970	6.6
65-69	133	6.9	11,268	6.2
70-74	106	5.5	10,407	5.7
75-79	102	5.3	8,832	4.8
80-84	81	4.2	5,577	3.1
85-89	17	0.9	2,334	1.3
90 +	5	0.3	720	0.4
Not Reported	7	0.4	205	0.1
SOURCE OF ADMISSION				
Physician Referral	1,911	98.9	170,677	93.6
Clinic Referral	0	0.0	371	0.2
HMO Referral	0	0.0	163	0.1
Other Hospital	0	0.0	143	0.1
Skilled Nursing Facility	0	0.0	17	0.0
Other Health Care Facility	0	0.0	19	0.0
Emergency Room	16	0.8	3,138	1.7
Court/Law Enforcement	0	0.0	4	0.0
Unknown	0	0.0	3,312	1.8
Not Reported	5	0.3	4,583	2.5

(Continued)

AMB ST 1-6

UTAH HOSPITAL AND FREESTANDING AMBULATORY SURGERY CENTER (FASC) UTILIZATION AND CHARGE PROFILE OF OUTPATIENT SURGERY, 2002
 NUMBER OF SELECTED AMBULATORY SURGERY PATIENT VISITS BY PATIENT PROFILE

109 Uintah Basin Medical Center

Patient Profile	Patient Visits		Patient Visits-All Hospitals	
	(#)	(%)	(#)	(%)
DISCHARGE STATUS				
Home or Self Care	1,821	94.3	181,621	99.6
Another Hospital	5	0.3	132	0.1
Skilled Nursing Facility	3	0.2	207	0.1
Intermediate Care Facility	0	0.0	14	0.0
Another Type of Institution	3	0.2	41	0.0
Under Care of Home Service	0	0.0	184	0.1
Left Against Medical Advice	0	0.0	13	0.0
Under Care of Home IV Provider	0	0.0	8	0.0
Expired	0	0.0	6	0.0
Unknown	100	5.2	189	0.1
Not Reported	0	0.0	12	0.0
PRIMARY PAYER				
Medicare	492	25.5	39,406	21.6
Medicaid	291	15.1	12,181	6.7
Other government	74	3.8	2,765	1.5
Blue Cross/Blue Shield	349	18.1	25,235	13.8
Other Commercial	192	9.9	17,505	9.6
Managed Care(HMO, PPO)	407	21.1	77,069	42.2
Self Pay	10	0.5	2,955	1.6
Industrial & Worker Comp	42	2.2	3,998	2.2
Charity and Unclassified	1	0.1	123	0.1
Childrens Health Insurance	1	0.1	346	0.2
Unknown	15	0.8	703	0.4
Not Reported	58	3.0	141	0.1
LOCAL HEALTH DISTRICT OF PATIENT RESIDENCE				
Bear River	0	0.0	12,345	6.8
Central Utah	4	0.2	6,772	3.7
Davis County	2	0.1	19,304	10.6
Salt Lake County	1	0.1	62,264	34.1
Southeastern Utah	5	0.3	4,319	2.4
Southwest Utah	1	0.1	11,788	6.5
Summit County	0	0.0	1,676	0.9
Tooele County	1	0.1	3,248	1.8
Tri-County	1,890	97.8	4,686	2.6
Utah County	7	0.4	31,011	17.0
Wasatch County	1	0.1	1,317	0.7
Weber County	0	0.0	15,685	8.6
Unknown Utah	4	0.2	56	0.0
Outside Utah	14	0.7	7,881	4.3
Unknown, Not Reported	2	0.1	75	0.0

SOURCE: Utah Ambulatory Surgery Database,
 Utah Health Data Committee/Office of Health Care Statistics.

AMB ST 1-1

UTAH HOSPITAL AND FREESTANDING AMBULATORY SURGERY CENTER (FASC) UTILIZATION AND CHARGE PROFILE OF OUTPATIENT SURGERY, 2002
 NUMBER OF CPT-4 AND ICD-9 PROCEDURES BY SELECTED AMBULATORY SURGERY REPORTING CATEGORY

125 University of Utah Hospitals & Clinics

Reporting Category (ICD-9-CM CODES)	Procedures Performed		Procedures Performed-All Hospitals	
	(#)	(%)	(#)	(%)
Reporting Category (ICD-9-CM CODES)	7,573	100.0	300,948	100.0
Mastectomy (85.0-85.99)	132	1.7	6,951	2.3
Musculoskeletal (76.0-84.99)	979	12.9	53,689	17.8
Respiratory (30.0-34.99)	283	3.7	2,595	0.9
Cardiovascular (35.0-39.99)	1,374	18.1	13,957	4.6
Lymphatic/Hemetic (40.0-41.99)	135	1.8	2,092	0.7
Digestive System (42.0-54.99)	932	12.3	79,482	26.4
Urinary (55.0-59.99)	338	4.5	7,394	2.5
Male Genital (60.0-64.99)	128	1.7	3,824	1.3
Female Genital (65.0-71.99)	294	3.9	12,874	4.3
Endocrine/Nervous (01.0-07.99)	126	1.7	19,288	6.4
Eye (08.0-16.99)	67	0.9	19,110	6.3
Ear (18.0-20.99)	368	4.9	14,450	4.8
Nose, Mouth, Pharynx (21.0-29.99)	580	7.7	29,272	9.7
Other*	1,837	24.3	35,970	12.0
Reporting Category (CPT-4 CODES)	8,103	100.0	363,184	100.0
Mastectomy (19120-19220)	65	0.8	3,282	0.9
Musculoskeletal (20000-29909)	1,007	12.4	49,166	13.5
Respiratory (30000-32999)	641	7.9	12,335	3.4
Cardiovascular (33010-37799 & 93501-93660)	3,253	40.1	30,942	8.5
Lymphatic/Hemetic (38100-38999)	133	1.6	1,669	0.5
Diaphragm (39501-39599)	0	0.0	3	0.0
Digestive System (40490-49999)	1,104	13.6	84,020	23.1
Urinary (50010-53899)	489	6.0	8,260	2.3
Male Genital (54000-55899)	116	1.4	3,300	0.9
Female Genital (56405-58999)	246	3.0	8,683	2.4
Endocrine/Nervous (60000-64999)	214	2.6	17,357	4.8
Eye (65091-68899)	50	0.6	10,599	2.9
Ear (69000-69979)	238	2.9	8,100	2.2
Other*	547	6.8	125,468	34.5

SOURCE: Utah Ambulatory Surgery Database

Utah Health Data Committee/Office of Health Care Statistics.

* Procedure falls outside reporting categories.

AMB ST 1-2

UTAH HOSPITAL AND FREESTANDING AMBULATORY SURGERY CENTER (FASC) UTILIZATION AND CHARGE PROFILE OF OUTPATIENT SURGERY, 2002
 MOST COMMONLY PERFORMED CPT-4 AND ICD-9 PROCEDURES

125 University of Utah Hospitals & Clinics

ICD-9 CODE	ICD-9 DESCRIPTION	#	%	% ALL Hospitals
All ICD-9 Procedures		7,573	100.0	100.0
8856	CORONARY ARTERIOGRAPHY W/2 CATH	392	5.2	1.58
8853	ANGIOCARDIOGRAPHY LT HEART STRUCT	246	3.2	1.22
3723	COMBO RT & LT HEART CARD CATH	194	2.6	0.51
3722	LT HEART CARD CATH	162	2.1	1.08
5123	LAP CHOLEY	154	2.0	1.92
3893	VENOUS CATH-NEC	147	1.9	0.28
3859	LIG-STRIP VARICOSE VEINS-LOWER LIMB	116	1.5	0.22
3891	ART CATH	103	1.4	0.04
3927	ARTERIOVENOSTOMY-RENAL DIALYSIS	92	1.2	0.12
8774	RETRO PYELOGRAM	90	1.2	0.40
806	EXC SEMILUNAR CARTILAGE-KNEE	87	1.1	1.56
2049	OTH MASTOIDECTOMY	77	1.0	0.05
8753	INTRAOP CHOLANGIOGRAM	77	1.0	1.09
5304	UNILAT REPR INDIRECT ING HERN-GFT	75	1.0	0.47
3726	CARD ELECTROPHYSIO STIMUL-RECORD	72	1.0	0.28
598	URETERAL CATH	72	1.0	0.45
8145	OTH REPR CRUCIATE LIGAMNT	71	0.9	0.46
9851	ESWL KIDNEY-URETER &/OR BLADDER	70	0.9	0.22
8841	ARTERIOGRAPHY CEREBRAL ART	69	0.9	0.07
2189	OTH REPR & PLSTC OPER NOSE	68	0.9	0.13

CPT-4 CODE	CPT-4 DESCRIPTION	#	%	% ALL Hospitals
All CPT-4 Procedures		8,103	100.0	100.0
93545	INJ PROC-CATH; SELECT CORONRY AN	386	4.8	0.77
93556	IMAG SUPERVS I&R-CATH; PULM ANGI	369	4.6	0.69
93543	INJ PROC-CATH; LT VENT/ATRIAL AN	257	3.2	0.73
93555	IMAG SUPERVS I&R-CATH; VENT/ATRI	250	3.1	0.60
93526	COMB RT HRT CATH&RETRO LT HRT CA	189	2.3	0.25
93510	LT HRT CATH RETRO-BRACH/FEM; PER	162	2.0	0.64
49505	REPR INIT ING HERNIA 5YR/MORE; R	142	1.8	0.79
36216	SEL CATH PLCMT ART; INIT 2ND ORD	107	1.3	0.07
36533	INSRT VEN ACCESS DEV W/WO RESVOI	99	1.2	0.14
36489	PLCMT CNTRL VENUS CATH; PERQ > 2	84	1.0	0.18
52005	CYSTOURETHROSCOPY W/URETERAL CAT	81	1.0	0.25
20680	REMOVAL OF IMPLANT; DEEP	78	1.0	0.57
47563	LAPARSCPY SURG; CHOLECT W/CHOLAN	78	1.0	0.89
47562	LAPAROSCOPY SURGICAL; CHOLECT	77	1.0	0.63
29881	SCOPE KNEE SURG;W/MENISCECT MED/	76	0.9	0.99
50590	LITHOTRIPSY XTRACORP SHOCK WAVE	72	0.9	0.19
29888	ARTHSCPY AIDED ACL REPR/AUG/RECO	66	0.8	0.34
93505	ENDOMYOCARDIAL BIOPSY	66	0.8	0.04
37785	LIG &/ EXC RECURRENT VARICOSE	62	0.8	0.03
52332	CYSTOURETHROSCOPY W/INSRT STENT	62	0.8	0.30

SOURCE: Utah Ambulatory Surgery Database
 Utah Health Data Committee/Office of Health Care Statistics

AMB ST 1-3

UTAH HOSPITAL AND FREESTANDING AMBULATORY SURGERY CENTER (FASC) UTILIZATION AND CHARGE PROFILE OF OUTPATIENT SURGERY, 2002
 AVERAGE TOTAL CHARGES FOR MOST COMMONLY PERFORMED CPT-4 AND ICD-9 PROCEDURES, SINGLE ICD-9 OR CPT-4 ONLY

125 University of Utah Hospitals & Clinics

ICD-9 CODE	ICD-9 DESCRIPTION	#	AVE TOT CHRG	AVE TOT CHRG (ALL Hospitals)
ICD-9 Procedures		2,621	\$4,389	\$2,254
3893	VENOUS CATH-NEC	100	\$2,558	\$2,079
3927	ARTERIOVENOSTOMY-RENAL DIALYSIS	74	\$3,693	\$3,854
5123	LAP CHOLEY	72	\$5,771	\$4,729
5304	UNILAT REPR INDIRECT ING HERN-GFT	68	\$3,822	\$2,917
9851	ESWL KIDNEY-URETER &/OR BLADDER	68	\$5,039	\$5,252
1919	OTH STAPEDECTOMY	48	\$4,110	\$3,941
3891	ART CATH	42	\$3,236	\$3,531
5303	UNILAT REPR DIRECT ING HERN-GFT	42	\$4,099	\$3,023
8605	INCIS W/REMOV FB SKIN & SUBQ TISS	40	\$943	\$1,457
806	EXC SEMILUNAR CARTILAGE-KNEE	39	\$3,623	\$3,545
8521	LOC EXC LES BREAST	38	\$2,223	\$2,019
8607	INSRT IMPLNT VASC ACCESS DEVICE	36	\$3,293	\$3,985
8363	ROTATOR CUFF REPR	34	\$6,854	\$5,401
3009	OTH EXC/DESTRUC LES/TISS LARYNX	33	\$3,995	\$3,026
4011	BX LYMPHATIC STRUCT	33	\$3,434	\$3,097
7867	REMOV IMPLNT DEVICE-TIBIA & FIB	31	\$2,457	\$2,168
282	TONSILLECTOMY WO ADENOIDECTOMY	30	\$2,617	\$1,956
5349	OTH UMB HERNIORRHAPHY	29	\$2,887	\$2,059
8841	ARTERIOGRAPHY CEREBRAL ART	29	\$4,644	\$5,245
5305	UNILAT REPR ING HERN-GFT-NOS	28	\$3,930	\$3,273

CPT-4 CODE	CPT-4 DESCRIPTION	#	AVE TOT CHRG	AVE TOT CHRG (ALL Hospitals)
CPT-4 Procedures		2,837	\$4,304	\$2,003
49505	REPR INIT ING HERNIA 5YR/MORE; R	136	\$3,854	\$2,803
36533	INSRT VEN ACCESS DEV W/WO RESVOI	90	\$2,990	\$3,366
47563	LAPARSCPY SURG; CHOLECT W/CHOLAN	76	\$6,485	\$4,959
47562	LAPAROSCOPY SURGICAL; CHOLECT	72	\$5,773	\$4,941
50590	LITHOTRIPSY XTRACORP SHOCK WAVE	70	\$5,009	\$4,872
36489	PLCMT CNTRL VENUS CATH; PERQ > 2	58	\$2,446	\$1,784
20680	REMOVAL OF IMPLANT; DEEP	45	\$2,494	\$2,123
41899	UNLIST PROC DENTOALVEOL STRUCTUR	44	\$3,491	\$1,813
29881	SCOPE KNEE SURG;W/MENISCECT MED/	38	\$3,672	\$3,358
69644	TYMP W/MASTOIDEC; RECON CANAL WA	38	\$6,138	\$6,138
69660	STAPEDECTOMY/STAPEDOTOMY	38	\$4,280	\$3,954
19120	EXC BRST CYST TUMR/LES OPN M/F 1	37	\$2,225	\$1,911
36535	REMV VEN ACCESS DEVICE&/RESEVOI	37	\$885	\$1,262
49585	REPR UMBIL HERNIA 5YR/OVER; RDOC	32	\$3,128	\$2,432
36200	INTRODUCTION OF CATHETER AORTA	30	\$3,108	\$3,055
69930	COCHLEAR DEVICE IMPL W/WO MASTOI	30	\$56,628	\$54,853
42826	TONSILLECTOMY PRIM/SEC; AGE 12/O	29	\$2,634	\$2,061
50200	RENAL BX; PERQ TROCAR/NEEDLE	28	\$2,172	\$1,897
31541	LARYNGSCPY DIR W/EXC TUMR; W/OP	27	\$3,925	\$3,194
29888	ARTHSCPY AIDED ACL REPR/AUG/RECO	26	\$6,342	\$6,801

SOURCE: Utah Ambulatory Surgery Database
 Utah Health Data Committee/Office of Health Care Statistics

AMB ST 1-4

UTAH HOSPITAL AND FREESTANDING AMBULATORY SURGERY CENTER (FASC) UTILIZATION AND CHARGE PROFILE OF OUTPATIENT SURGERY, 2002
PROCEDURE APG CATEGORY, PROCEDURE APG

125 University of Utah Hospitals & Clinics

Procedure APG category	Procedure APG	TOTAL #	TOTAL # (ALL Hospitals)
01	INTEGUMENTARY SYSTEM	647	13,519
	002 SUPERFICIAL NEEDLE BIOPSY AND ASPIRATION	67	2,597
	003 COMPLEX INCISION AND DRAINAGE	4	106
	004 SIMPLE INCISION AND DRAINAGE	6	96
	006 SIMPLE DEBRIDEMENT AND DESTRUCTION	47	588
	007 COMPLEX EXCISION, BIOPSY AND DEBRIDEMENT	65	1,731
	008 SIMPLE EXCISION AND BIOPSY	79	1,756
	009 COMPLEX SKIN REPAIRS INCL INTEGUMENT GRAFTS, TRANSFER & REARRANGE	247	1,422
	010 SIMPLE SKIN REPAIR	24	599
	011 SIMPLE INCISION AND EXCISION OF BREAST	68	3,917
	012 BREAST RECONSTRUCTION AND MASTECTOMY	40	671
02	MUSCULOSKELETAL SYSTEM	875	42,903
	021 COMPLEX MUSCULOSKELETAL PROCEDURES EXCLUDING HAND AND FOOT	102	5,617
	022 SIMPLE MUSCULOSKELETAL PROCEDURES EXCLUDING HAND AND FOOT	55	1,767
	023 COMPLEX HAND AND FOOT MUSCULOSKELETAL PROCEDURES	38	1,639
	024 SIMPLE HAND AND FOOT MUSCULOSKELETAL PROCEDURES	175	9,596
	025 ARTHROSCOPY	399	17,119
	026 REPLACEMENT OF CAST	3	15
	027 SPLINT, STRAPPING AND CAST REMOVAL	1	113
	028 CLOSED TREATMENT FX & DISLOCATION OF FINGER, TOE & TRUNK	1	35
	029 CLOSED TREATMENT FX & DISLOCATION EXC FINGER, TOE & TRUNK	3	627
	030 OPEN OR PERCUTANEOUS TREATMENT OF FRACTURES	71	2,741
	031 BONE OR JOINT MANIPULATION UNDER ANESTHESIA	15	332
	032 BUNION PROCEDURES	1	1,318
	033 ARTHROPLASTY	9	483
	035 ARTHROCENTESIS AND LIGAMENT OR TENDON INJECTION	2	1,334
03	RESPIRATORY SYSTEM	497	6,869
	053 COMPLEX ENDOSCOPY OF THE UPPER AIRWAY	269	4,423
	054 SIMPLE ENDOSCOPY OF THE UPPER AIRWAY	55	329
	055 ENDOSCOPY OF THE LOWER AIRWAY	173	1,188
04	CARDIOVASCULAR SYSTEM	2,713	23,208
	074 CARDIAC ELECTROPHYSIOLOGIC TESTS	225	1,977
	075 PLACEMENT OF TRANSVENOUS CATHETERS	92	737
	076 DIAGNOSTIC CARDIAC CATHETERIZATION	1,810	15,013
	077 ANGIOPLASTY AND TRANSCATHETER PROCEDURES	124	971
	078 PACEMAKER INSERTION AND REPLACEMENT	25	716
	079 REMOVAL AND REVISION OF PACEMAKER AND VASCULAR DEVICE	78	477
	080 MINOR VASCULAR REPAIR AND FISTULA CONSTRUCTION	191	1,191
	081 SECONDARY VARICOSE VEINS AND VASCULAR INJECTION	74	296
	082 VASCULAR LIGATION	92	507
	083 RESUSCITATION AND CARDIOVERSION	2	69
05	HEMATOLOGIC, LYMPHATIC, AND ENDOCRINE	101	2,265
	092 CHEMOTHERAPY EXCEPT BY EXTENDED INFUSION	2	30
	094 BLOOD AND BLOOD PRODUCT EXCHANGE	3	14
	095 DEEP LYMPH STRUCTURE AND THYROID PROCEDURES	96	1,385
06	DIGESTIVE SYSTEM	953	71,902
	111 ALIMENTARY TESTS AND SIMPLE TUBE PLACEMENT	1	177

AMB ST 1-4

UTAH HOSPITAL AND FREESTANDING AMBULATORY SURGERY CENTER (FASC) UTILIZATION AND CHARGE PROFILE OF OUTPATIENT SURGERY, 2002
 PROCEDURE APG CATEGORY, PROCEDURE APG

125 University of Utah Hospitals & Clinics

procedure APG category	procedure APG	TOTAL #	TOTAL # (ALL Hospitals)
	112 ESOPHAGEAL DILATION WITHOUT ENDOSCOPY	5	1,062
	113 ANOSCOPY WITH BIOPSY AND DIAGNOSTIC PROCTOSIGMOIDOSCOPY	30	820
	114 PROCTOSIGMOIDOSCOPY WITH EXCISION OR BIOPSY	8	324
	115 DIAGNOSTIC UPPER GI ENDOSCOPY OR INTUBATION	33	15,392
	116 THERAPEUTIC UPPER GI ENDOSCOPY OR INTUBATION	78	3,826
	117 LOWER GASTROINTESTINAL ENDOSCOPY	38	27,082
	118 ERCP AND MISCELLANEOUS GI ENDOSCOPY PROCEDURES	79	1,441
	119 HERNIA AND HYDROCELE PROCEDURES	252	6,810
	120 COMPLEX ANAL AND RECTAL PROCEDURES	24	815
	121 SIMPLE ANAL AND RECTAL PROCEDURES	38	464
	122 MISCELLANEOUS ABDOMINAL PROCEDURES	23	325
	123 COMPLEX LAPAROSCOPIC PROCEDURES	337	13,216
	124 SIMPLE LAPAROSCOPIC PROCEDURES	7	148
07	URINARY SYSTEM	434	6,921
	131 RENAL EXTRACORPOREAL SHOCK WAVE LITHOTRIPSY	72	705
	133 URINARY CATHETERIZATION AND DILATATION	6	344
	134 COMPLEX CYSTOURETHROSCOPY AND LITHOLAPAXY	168	2,910
	135 MODERATE CYSTOURETHROSCOPY	155	2,121
	136 SIMPLE CYSTOURETHROSCOPY	32	644
	138 SIMPLE URETHRAL PROCEDURES	1	93
08	MALE GENITAL SYSTEM	84	2,946
	151 TESTICULAR AND EPIDIDYMAL PROCEDURES	65	1,341
	153 COMPLEX PENILE PROCEDURES	2	327
	154 SIMPLE PENILE PROCEDURES	14	896
	155 PROSTATE NEEDLE AND PUNCH BIOPSY	3	332
09	FEMALE GENITAL SYSTEM	182	4,976
	173 TREATMENT OF SPONTANEOUS ABORTION	15	417
	174 THERAPEUTIC ABORTION	2	8
	176 COMPLEX FEMALE REPRODUCTIVE PROCEDURES	31	675
	177 SIMPLE FEMALE REPRODUCTIVE PROCEDURES	60	1,182
	178 DILATION AND CURETTAGE	12	891
	179 HYSTEROSCOPY	58	1,603
	180 COLPOSCOPY	4	184
10	NERVOUS SYSTEM	112	14,776
	192 ELECTROENCEPHALOGRAM	1	4
	195 NERVOUS SYSTEM INJECTIONS, STIMULATIONS OR CRANIAL TAP	19	9,554
	196 REVISION AND REMOVAL OF NEUROLOGICAL DEVICE	3	114
	197 NEUROSTIMULATOR AND VENTRICULAR SHUNT IMPLANTATION	12	422
	198 NERVE REPAIR AND DESTRUCTION	74	4,022
	199 SPINAL TAP	3	496
11	EYE AND OCULAR ADNEXA	47	10,576
	211 MINOR OPHTHALMOLOGICAL TESTS AND PROCEDURES	5	55
	214 CATARACT PROCEDURES	11	4,643
	215 COMPLEX ANTERIOR SEGMENT EYE PROCEDURES	3	485
	216 MODERATE ANTERIOR SEGMENT EYE PROCEDURES	6	313
	217 SIMPLE ANTERIOR SEGMENT EYE PROCEDURES	5	197

AMB ST 1-4

UTAH HOSPITAL AND FREESTANDING AMBULATORY SURGERY CENTER (FASC) UTILIZATION AND CHARGE PROFILE OF OUTPATIENT SURGERY, 2002
 PROCEDURE APG CATEGORY, PROCEDURE APG

125 University of Utah Hospitals & Clinics

procedure APG category	procedure APG	TOTAL #	TOTAL # (ALL Hospitals)
	218 COMPLEX POSTERIOR SEGMENT EYE PROCEDURES	3	318
	219 SIMPLE POSTERIOR SEGMENT EYE PROCEDURES	1	173
	220 STRABISMUS AND MUSCLE EYE PROCEDURES	2	716
	221 COMPLEX REPAIR AND PLASTIC PROCEDURES OF EYE	5	694
	222 SIMPLE REPAIR AND PLASTIC PROCEDURES OF EYE	3	441
	223 VITRECTOMY	3	1,578
12	FACIAL, EAR, NOSE, MOUTH AND THROAT	538	28,144
	231 COCHLEAR DEVICE IMPLANTATION	31	33
	233 NASAL CAUTERIZATION AND PACKING	2	182
	234 COMPLEX FACIAL AND ENT PROCEDURES	304	4,770
	235 SIMPLE FACIAL AND ENT PROCEDURES	161	15,563
	236 TONSIL AND ADENOID PROCEDURES	39	7,583
	237 SIMPLE AUDIOMETRY	1	10
13	THERAPUTIC AND OTHER RADIOLOGICAL PROCEDURES	533	5,872
	252 RADIATION THERAPY AND HYPERTHERMIA	3	116
	253 VASCULAR RADIOLOGY EXCEPT FOR VENOGRAPHY OF EXTREMITY	429	1,930
	254 MYELOGRAPHY	51	679
	255 MISCELLANEOUS RADIOLOGICAL PROCEDURES WITH CONTRAST	50	3,147

AMB ST 1-5

UTAH HOSPITAL AND FREESTANDING AMBULATORY SURGERY CENTER (FASC) UTILIZATION AND CHARGE PROFILE OF OUTPATIENT SURGERY, 2002
 PROCEDURE APG CATEGORY, PROCEDURE APG, SINGLE APG ONLY

125 University of Utah Hospitals & Clinics

Procedure APG category	Procedure APG	TOTAL #	AVE TOT CHRGR	AVE TOT CHRGR(ALL Hospitals)
01	INTEGUMENTARY SYSTEM	261	\$2,617	\$2,141
	002 SUPERFICIAL NEEDLE BIOPSY AND ASPIRATION	60	\$2,045	\$1,559
	003 COMPLEX INCISION AND DRAINAGE	4	\$3,366	\$2,578
	004 SIMPLE INCISION AND DRAINAGE	3	\$1,963	\$2,119
	006 SIMPLE DEBRIDEMENT AND DESTRUCTION	29	\$1,562	\$1,861
	007 COMPLEX EXCISION, BIOPSY AND DEBRIDEMENT	27	\$3,276	\$2,263
	008 SIMPLE EXCISION AND BIOPSY	35	\$2,337	\$2,174
	009 COMPLEX SKIN REPAIRS INCL INTEGUMENT GRAFTS, TRANSFER & REARRAN	41	\$3,058	\$2,942
	010 SIMPLE SKIN REPAIR	2	\$2,004	\$2,803
	011 SIMPLE INCISION AND EXCISION OF BREAST	41	\$2,212	\$1,987
	012 BREAST RECONSTRUCTION AND MASTECTOMY	19	\$5,540	\$3,739
02	MUSCULOSKELETAL SYSTEM	344	\$4,272	\$2,888
	021 COMPLEX MUSCULOSKELETAL PROCEDURES EXCLUDING HAND AND FOOT	37	\$5,139	\$3,672
	022 SIMPLE MUSCULOSKELETAL PROCEDURES EXCLUDING HAND AND FOOT	15	\$4,486	\$2,693
	023 COMPLEX HAND AND FOOT MUSCULOSKELETAL PROCEDURES	10	\$4,552	\$3,163
	024 SIMPLE HAND AND FOOT MUSCULOSKELETAL PROCEDURES	73	\$2,603	\$2,059
	025 ARTHROSCOPY	149	\$4,879	\$3,554
	028 CLOSED TREATMENT FX & DISLOCATION OF FINGER, TOE & TRUNK	1	\$2,913	\$1,528
	030 OPEN OR PERCUTANEOUS TREATMENT OF FRACTURES	47	\$4,507	\$3,403
	031 BONE OR JOINT MANIPULATION UNDER ANESTHESIA	10	\$2,735	\$2,080
	033 ARTHROPLASTY	2	\$3,718	\$3,660
03	RESPIRATORY SYSTEM	153	\$3,022	\$1,741
	053 COMPLEX ENDOSCOPY OF THE UPPER AIRWAY	67	\$3,803	\$3,025
	054 SIMPLE ENDOSCOPY OF THE UPPER AIRWAY	15	\$2,885	\$1,300
	055 ENDOSCOPY OF THE LOWER AIRWAY	71	\$2,313	\$1,469
04	CARDIOVASCULAR SYSTEM	345	\$3,504	\$4,411
	074 CARDIAC ELECTROPHYSIOLOGIC TESTS	4	\$7,234	\$8,307
	075 PLACEMENT OF TRANSVENOUS CATHETERS	60	\$2,654	\$1,859
	076 DIAGNOSTIC CARDIAC CATHETERIZATION	7	\$3,804	\$3,200
	077 ANGIOPLASTY AND TRANSCATHETER PROCEDURES	14	\$3,211	\$5,827
	078 PACEMAKER INSERTION AND REPLACEMENT	8	\$27,665	\$22,791
	079 REMOVAL AND REVISION OF PACEMAKER AND VASCULAR DEVICE	44	\$1,011	\$1,908
	080 MINOR VASCULAR REPAIR AND FISTULA CONSTRUCTION	155	\$3,373	\$3,583
	081 SECONDARY VARICOSE VEINS AND VASCULAR INJECTION	21	\$2,614	\$3,224
	082 VASCULAR LIGATION	32	\$3,304	\$3,615
05	HEMATOLOGIC, LYMPHATIC, AND ENDOCRINE	51	\$3,904	\$2,960
	094 BLOOD AND BLOOD PRODUCT EXCHANGE	3	\$7,869	\$5,409
	095 DEEP LYMPH STRUCTURE AND THYROID PROCEDURES	48	\$3,656	\$3,516
06	DIGESTIVE SYSTEM	669	\$4,036	\$1,572
	111 ALIMENTARY TESTS AND SIMPLE TUBE PLACEMENT	1	\$2,683	\$782
	113 ANOSCOPY WITH BIOPSY AND DIAGNOSTIC PROCTOSIGMOIDOSCOPY	18	\$941	\$592
	114 PROCTOSIGMOIDOSCOPY WITH EXCISION OR BIOPSY	8	\$1,131	\$671
	115 DIAGNOSTIC UPPER GI ENDOSCOPY OR INTUBATION	5	\$2,119	\$827
	116 THERAPEUTIC UPPER GI ENDOSCOPY OR INTUBATION	54	\$2,376	\$1,177
	117 LOWER GASTROINTESTINAL ENDOSCOPY	30	\$1,596	\$860
	118 ERCP AND MISCELLANEOUS GI ENDOSCOPY PROCEDURES	33	\$3,535	\$2,194

AMB ST 1-5

UTAH HOSPITAL AND FREESTANDING AMBULATORY SURGERY CENTER (FASC) UTILIZATION AND CHARGE PROFILE OF OUTPATIENT SURGERY, 2002
 PROCEDURE APG CATEGORY, PROCEDURE APG, SINGLE APG ONLY

125 University of Utah Hospitals & Clinics

procedure APG category	Procedure APG	TOTAL #	AVE TOT CHRGR	AVE TOT CHRGR(ALL Hospitals)
	119 HERNIA AND HYDROCELE PROCEDURES	215	\$3,740	\$2,637
	120 COMPLEX ANAL AND RECTAL PROCEDURES	16	\$3,127	\$2,094
	121 SIMPLE ANAL AND RECTAL PROCEDURES	28	\$1,629	\$1,884
	122 MISCELLANEOUS ABDOMINAL PROCEDURES	21	\$2,793	\$2,210
	123 COMPLEX LAPAROSCOPIC PROCEDURES	236	\$5,792	\$4,623
	124 SIMPLE LAPAROSCOPIC PROCEDURES	4	\$10,586	\$6,301
07	URINARY SYSTEM	182	\$3,987	\$3,060
	131 RENAL EXTRACORPOREAL SHOCK WAVE LITHOTRIPSY	70	\$5,009	\$4,872
	133 URINARY CATHETERIZATION AND DILATATION	2	\$2,353	\$2,620
	134 COMPLEX CYSTOURETHROSCOPY AND LITHOLAPAXY	40	\$4,354	\$3,123
	135 MODERATE CYSTOURETHROSCOPY	59	\$2,890	\$2,505
	136 SIMPLE CYSTOURETHROSCOPY	11	\$2,329	\$1,505
08	MALE GENITAL SYSTEM	54	\$3,016	\$2,312
	151 TESTICULAR AND EPIDIDYMAL PROCEDURES	42	\$3,130	\$2,147
	153 COMPLEX PENILE PROCEDURES	1	\$5,305	\$2,333
	154 SIMPLE PENILE PROCEDURES	9	\$2,463	\$1,239
	155 PROSTATE NEEDLE AND PUNCH BIOPSY	2	\$1,966	\$4,027
09	FEMALE GENITAL SYSTEM	86	\$3,062	\$2,440
	173 TREATMENT OF SPONTANEOUS ABORTION	14	\$2,451	\$2,375
	174 THERAPEUTIC ABORTION	2	\$3,384	\$2,797
	176 COMPLEX FEMALE REPRODUCTIVE PROCEDURES	17	\$3,410	\$3,888
	177 SIMPLE FEMALE REPRODUCTIVE PROCEDURES	23	\$3,293	\$2,279
	178 DILATION AND CURETTAGE	6	\$2,829	\$1,640
	179 HYSTEROSCOPY	24	\$2,982	\$2,869
10	NERVOUS SYSTEM	45	\$4,000	\$1,212
	195 NERVOUS SYSTEM INJECTIONS, STIMULATIONS OR CRANIAL TAP	9	\$903	\$543
	196 REVISION AND REMOVAL OF NEUROLOGICAL DEVICE	1	\$6,431	\$3,648
	197 NEUROSTIMULATOR AND VENTRICULAR SHUNT IMPLANTATION	6	\$15,406	\$21,111
	198 NERVE REPAIR AND DESTRUCTION	26	\$2,736	\$1,869
	199 SPINAL TAP	3	\$632	\$857
11	EYE AND OCULAR ADNEXA	26	\$2,982	\$2,298
	211 MINOR OPHTHALMOLOGICAL TESTS AND PROCEDURES	5	\$2,231	\$1,380
	214 CATARACT PROCEDURES	7	\$3,490	\$2,599
	215 COMPLEX ANTERIOR SEGMENT EYE PROCEDURES	1	\$4,564	\$1,885
	216 MODERATE ANTERIOR SEGMENT EYE PROCEDURES	5	\$3,223	\$1,811
	217 SIMPLE ANTERIOR SEGMENT EYE PROCEDURES	4	\$2,936	\$1,936
	218 COMPLEX POSTERIOR SEGMENT EYE PROCEDURES	1	\$3,244	\$3,487
	219 SIMPLE POSTERIOR SEGMENT EYE PROCEDURES	1	\$1,566	\$2,293
	221 COMPLEX REPAIR AND PLASTIC PROCEDURES OF EYE	2	\$2,361	\$2,323
12	FACIAL, EAR, NOSE, MOUTH AND THROAT	381	\$8,465	\$1,870
	231 COCHLEAR DEVICE IMPLANTATION	30	\$56,628	\$54,853
	233 NASAL CAUTERIZATION AND PACKING	1	\$2,376	\$1,788
	234 COMPLEX FACIAL AND ENT PROCEDURES	215	\$5,107	\$3,757
	235 SIMPLE FACIAL AND ENT PROCEDURES	101	\$3,327	\$1,293
	236 TONSIL AND ADENOID PROCEDURES	34	\$2,641	\$1,733
13	THERAPUTIC AND OTHER RADIOLOGICAL PROCEDURES	114	\$2,603	\$1,631
	252 RADIATION THERAPY AND HYPERTHERMIA	1	\$1,163	\$1,163

AMB ST 1-5

UTAH HOSPITAL AND FREESTANDING AMBULATORY SURGERY CENTER (FASC) UTILIZATION AND CHARGE PROFILE OF OUTPATIENT SURGERY, 2002
 PROCEDURE APG CATEGORY, PROCEDURE APG, SINGLE APG ONLY

125 University of Utah Hospitals & Clinics

procedure APG category		TOTAL #	AVE TOT CHRG	AVE TOT CHRG(ALL Hospitals)
Procedure APG				
253	VASCULAR RADIOLOGY EXCEPT FOR VENOGRAPHY OF EXTREMITY	85	\$3,254	\$3,590
254	MYELOGRAPHY	1	\$622	\$2,357
255	MISCELLANEOUS RADIOLOGICAL PROCEDURES WITH CONTRAST	27	\$679	\$949

AMB ST 1-6

UTAH HOSPITAL AND FREESTANDING AMBULATORY SURGERY CENTER (FASC) UTILIZATION AND CHARGE PROFILE OF OUTPATIENT SURGERY, 2002
 NUMBER OF SELECTED AMBULATORY SURGERY PATIENT VISITS BY PATIENT PROFILE

125 University of Utah Hospitals & Clinics

Patient Profile	Patient Visits		Patient Visits-All Hospitals	
	(#)	(%)	(#)	(%)
GENDER				
Female	2,092	46.0	99,046	54.3
Male	2,456	54.0	83,377	45.7
Unknown	0	0.0	1	0.0
Not Reported	0	0.0	3	0.0
AGE				
1-28 days	0	0.0	201	0.1
29-365 days	9	0.2	2,806	1.5
1-4 years	34	0.7	10,230	5.6
5-9	47	1.0	5,477	3.0
10-14	59	1.3	4,621	2.5
15-17	103	2.3	4,481	2.5
18-19	129	2.8	3,763	2.1
20-24	312	6.9	11,153	6.1
25-29	350	7.7	10,390	5.7
30-34	332	7.3	10,476	5.7
35-39	356	7.8	10,951	6.0
40-44	399	8.8	13,202	7.2
45-49	433	9.5	14,095	7.7
50-54	358	7.9	15,731	8.6
55-59	379	8.3	13,738	7.5
60-64	326	7.2	11,970	6.6
65-69	344	7.6	11,268	6.2
70-74	264	5.8	10,407	5.7
75-79	198	4.4	8,832	4.8
80-84	78	1.7	5,577	3.1
85-89	27	0.6	2,334	1.3
90 +	11	0.2	720	0.4
Not Reported	0	0.0	205	0.1
SOURCE OF ADMISSION				
Physician Referral	0	0.0	170,677	93.6
Clinic Referral	0	0.0	371	0.2
HMO Referral	0	0.0	163	0.1
Other Hospital	0	0.0	143	0.1
Skilled Nursing Facility	0	0.0	17	0.0
Other Health Care Facility	0	0.0	19	0.0
Emergency Room	0	0.0	3,138	1.7
Court/Law Enforcement	0	0.0	4	0.0
Unknown	0	0.0	3,312	1.8
Not Reported	4,548	100.0	4,583	2.5

(Continued)

AMB ST 1-6

UTAH HOSPITAL AND FREESTANDING AMBULATORY SURGERY CENTER (FASC) UTILIZATION AND CHARGE PROFILE OF OUTPATIENT SURGERY, 2002
 NUMBER OF SELECTED AMBULATORY SURGERY PATIENT VISITS BY PATIENT PROFILE

125 University of Utah Hospitals & Clinics

Patient Profile	Patient Visits		Patient Visits-All Hospitals	
	(#)	(%)	(#)	(%)
DISCHARGE STATUS				
Home or Self Care	4,547	100.0	181,621	99.6
Another Hospital	0	0.0	132	0.1
Skilled Nursing Facility	0	0.0	207	0.1
Intermediate Care Facility	0	0.0	14	0.0
Another Type of Institution	1	0.0	41	0.0
Under Care of Home Service	0	0.0	184	0.1
Left Against Medical Advice	0	0.0	13	0.0
Under Care of Home IV Provider	0	0.0	8	0.0
Expired	0	0.0	6	0.0
Unknown	0	0.0	189	0.1
Not Reported	0	0.0	12	0.0
PRIMARY PAYER				
Medicare	1,064	23.4	39,406	21.6
Medicaid	340	7.5	12,181	6.7
Other government	163	3.6	2,765	1.5
Blue Cross/Blue Shield	1,036	22.8	25,235	13.8
Other Commercial	415	9.1	17,505	9.6
Managed Care(HMO, PPO)	1,334	29.3	77,069	42.2
Self Pay	91	2.0	2,955	1.6
Industrial & Worker Comp	84	1.8	3,998	2.2
Charity and Unclassified	14	0.3	123	0.1
Childrens Health Insurance	2	0.0	346	0.2
Unknown	5	0.1	703	0.4
Not Reported	0	0.0	141	0.1
LOCAL HEALTH DISTRICT OF PATIENT RESIDENCE				
Bear River	106	2.3	12,345	6.8
Central Utah	45	1.0	6,772	3.7
Davis County	377	8.3	19,304	10.6
Salt Lake County	2,528	55.6	62,264	34.1
Southeastern Utah	48	1.1	4,319	2.4
Southwest Utah	42	0.9	11,788	6.5
Summit County	118	2.6	1,676	0.9
Tooele County	152	3.3	3,248	1.8
Tri-County	66	1.5	4,686	2.6
Utah County	184	4.0	31,011	17.0
Wasatch County	24	0.5	1,317	0.7
Weber County	178	3.9	15,685	8.6
Unknown Utah	1	0.0	56	0.0
Outside Utah	673	14.8	7,881	4.3
Unknown, Not Reported	6	0.1	75	0.0

SOURCE: Utah Ambulatory Surgery Database,
 Utah Health Data Committee/Office of Health Care Statistics.

AMB ST 1-1

UTAH HOSPITAL AND FREESTANDING AMBULATORY SURGERY CENTER (FASC) UTILIZATION AND CHARGE PROFILE OF OUTPATIENT SURGERY, 2002
 NUMBER OF CPT-4 AND ICD-9 PROCEDURES BY SELECTED AMBULATORY SURGERY REPORTING CATEGORY

138 Utah Valley Regional Medical Center

Reporting Category (ICD-9-CM CODES)	Procedures Performed		Procedures Performed-All Hospitals	
	(#)	(%)	(#)	(%)
Reporting Category (ICD-9-CM CODES)	26,526	100.0	300,948	100.0
Mastectomy (85.0-85.99)	512	1.9	6,951	2.3
Musculoskeletal (76.0-84.99)	3,363	12.7	53,689	17.8
Respiratory (30.0-34.99)	237	0.9	2,595	0.9
Cardiovascular (35.0-39.99)	2,838	10.7	13,957	4.6
Lymphatic/Hemetic (40.0-41.99)	94	0.4	2,092	0.7
Digestive System (42.0-54.99)	5,627	21.2	79,482	26.4
Urinary (55.0-59.99)	471	1.8	7,394	2.5
Male Genital (60.0-64.99)	223	0.8	3,824	1.3
Female Genital (65.0-71.99)	712	2.7	12,874	4.3
Endocrine/Nervous (01.0-07.99)	1,737	6.5	19,288	6.4
Eye (08.0-16.99)	2,650	10.0	19,110	6.3
Ear (18.0-20.99)	1,148	4.3	14,450	4.8
Nose, Mouth, Pharynx (21.0-29.99)	2,639	9.9	29,272	9.7
Other*	4,275	16.1	35,970	12.0
Reporting Category (CPT-4 CODES)	29,879	100.0	363,184	100.0
Mastectomy (19120-19220)	272	0.9	3,282	0.9
Musculoskeletal (20000-29909)	3,367	11.3	49,166	13.5
Respiratory (30000-32999)	1,411	4.7	12,335	3.4
Cardiovascular (33010-37799 & 93501-93660)	2,952	9.9	30,942	8.5
Lymphatic/Hemetic (38100-38999)	71	0.2	1,669	0.5
Diaphragm (39501-39599)	0	0.0	3	0.0
Digestive System (40490-49999)	6,328	21.2	84,020	23.1
Urinary (50010-53899)	560	1.9	8,260	2.3
Male Genital (54000-55899)	204	0.7	3,300	0.9
Female Genital (56405-58999)	554	1.9	8,683	2.4
Endocrine/Nervous (60000-64999)	1,166	3.9	17,357	4.8
Eye (65091-68899)	1,699	5.7	10,599	2.9
Ear (69000-69979)	589	2.0	8,100	2.2
Other*	10,706	35.8	125,468	34.5

SOURCE: Utah Ambulatory Surgery Database

Utah Health Data Committee/Office of Health Care Statistics.

* Procedure falls outside reporting categories.

AMB ST 1-2

UTAH HOSPITAL AND FREESTANDING AMBULATORY SURGERY CENTER (FASC) UTILIZATION AND CHARGE PROFILE OF OUTPATIENT SURGERY, 2002
 MOST COMMONLY PERFORMED CPT-4 AND ICD-9 PROCEDURES

138 Utah Valley Regional Medical Center

ICD-9 CODE	ICD-9 DESCRIPTION	#	%	% ALL Hospitals
All ICD-9 Procedures				
4523	COLONOSCOPY	1,209	4.6	4.95
4513	OTH ENDO SM INTESTINE	1,093	4.1	1.87
2001	MYRINGOTOMY W/INSRT TUBE	918	3.5	3.82
8856	CORONARY ARTERIOGRAPHY W/2 CATH	800	3.0	1.58
9923	INJ STEROID	695	2.6	2.23
3722	LT HEART CARD CATH	618	2.3	1.08
0392	INJ OTH AGENT SPINAL CANAL	547	2.1	2.02
283	TONSILLECTOMY W/ADENOIDECTOMY	518	2.0	1.61
0391	INJ ANES SPINAL CANAL-ANALGESIA	511	1.9	1.32
5123	LAP CHOLEY	494	1.9	1.92
8753	INTRAOP CHOLANGIOGRAM	494	1.9	1.09
8854	COMBO RT-LT HEART ANGIOCARDIOGRAPHY	440	1.7	0.23
806	EXC SEMILUNAR CARTILAGE-KNEE	416	1.6	1.56
8842	AORTOGRAPHY	413	1.6	0.36
1371	IOL PROSTH-CATARACT EXTRACT-1-STAGE	397	1.5	1.56
4516	ESOPHAGOGASTRODUODENOSCPY-CLO BX	393	1.5	4.22
1341	PHACOEMLSIFICATION-ASPIR CATARACT	391	1.5	1.53
4292	DILAT ESOPH	390	1.5	1.18
3726	CARD ELECTROPHYSIO STIMUL-RECORD	356	1.3	0.28
8853	ANGIOCARDIOGRAPHY LT HEART STRUCT	352	1.3	1.22

CPT-4 CODE	CPT-4 DESCRIPTION	#	%	% ALL Hospitals
All CPT-4 Procedures				
45378	COLONOSCOPY FLEX; DX-SEP PROC	1,221	4.1	3.53
43235	UGI ENDO; DX W/VO CLCT SPECMN-SP	801	2.7	0.99
80048	BASIC METABOLIC PANEL	762	2.6	1.02
G0001	ROUTINE VENIPUNCT CLCT SPECIMEN	742	2.5	0.69
85610	PROTHROMBIN TIME;	655	2.2	0.79
85730	P T T; PLASMA/WHOLE BLOOD	555	1.9	0.41
85025	BLD CNT;C MPL AUTO&AUTO DIFF WBC	537	1.8	1.46
93005	ECG-ROUTINE 12 LEAD; TRACING ONL	536	1.8	0.72
47563	LAPARSCPY SURG; CHOLECT W/CHOLAN	490	1.6	0.89
69436	TYMPANOSTOMY GENERAL ANESTHESIA	467	1.6	1.65
88305	LEVEL IV - SURG PATH GROSS&MIC E	412	1.4	1.89
66984	EXTRACAPSULAR CATARACT REMV IOL	394	1.3	1.23
43239	UGI ENDO; W/BX 1/MX	381	1.3	3.22
85027	BLOOD COUNT; COMPLETE AUTOMATIC	370	1.2	0.56
42820	T&A; UNDER AGE 12	357	1.2	1.02
29881	SCOPE KNEE SURG;W/MENISCECT MED/	350	1.2	0.99
76005	FLUORO GUID NEEDLE-SPINE INJ PRO	350	1.2	0.82
93510	LT HRT CATH RETRO-BRACH/FEM; PER	340	1.1	0.64
99201	OFC/OUTPT E&M NEW MINOR 10 MIN	338	1.1	0.51
J3010	INJECTION FENTANYL CITRATE 0.1 M	307	1.0	1.51

SOURCE: Utah Ambulatory Surgery Database
 Utah Health Data Committee/Office of Health Care Statistics

AMB ST 1-3

UTAH HOSPITAL AND FREESTANDING AMBULATORY SURGERY CENTER (FASC) UTILIZATION AND CHARGE PROFILE OF OUTPATIENT SURGERY, 2002
 AVERAGE TOTAL CHARGES FOR MOST COMMONLY PERFORMED CPT-4 AND ICD-9 PROCEDURES, SINGLE ICD-9 OR CPT-4 ONLY

138 Utah Valley Regional Medical Center

ICD-9 CODE	ICD-9 DESCRIPTION	#	AVE TOT CHR	AVE TOT CHR (ALL Hospitals)
ICD-9 Procedures		7,231	\$1,525	\$2,254
4523	COLONOSCOPY	1,062	\$385	\$782
4513	OTH ENDO SM INTESTINE	596	\$384	\$756
283	TONSILLECTOMY W/ADENOIDECTOMY	425	\$1,053	\$1,655
4516	ESOPHAGOGASTRODUODENOSCPY-CLO BX	264	\$539	\$938
4542	ENDO POLYPECTOMY LG INTESTINE	222	\$726	\$1,037
8521	LOC EXC LES BREAST	142	\$1,623	\$2,019
4525	CLO [ENDO] BX LG INTESTINE	129	\$584	\$1,109
806	EXC SEMILUNAR CARTILAGE-KNEE	115	\$2,191	\$3,545
0443	RELEASE CARPAL TUNNEL	102	\$1,392	\$1,705
6952	ASPIR CURET FOLLOWING DELIV/AB	99	\$1,531	\$1,722
0943	PROBE NASOLACRML DUCT	79	\$517	\$819
5303	UNILAT REPR DIRECT ING HERN-GFT	71	\$2,298	\$3,023
4524	FLEX SIGMOIDOSCOPY	69	\$201	\$456
4709	OTH APPEDECTOMY	68	\$3,300	\$3,684
6909	OTH D&C UTERUS	66	\$1,408	\$1,868
4701	LAP APPEDECTOMY	63	\$5,590	\$5,663
282	TONSILLECTOMY WO ADENOIDECTOMY	61	\$1,174	\$1,956
0331	SPINAL TAP	59	\$666	\$934
1364	DISCISSION SECNDRY MEMBRN	55	\$482	\$527
3787	REPLCE PACEMAKER W/2 CHAMBR DEVICE	52	\$12,663	\$15,899

CPT-4 CODE	CPT-4 DESCRIPTION	#	AVE TOT CHR	AVE TOT CHR (ALL Hospitals)
CPT-4 Procedures		8,437	\$1,506	\$2,003
45378	COLONOSCOPY FLEX; DX-SEP PROC	1,061	\$387	\$741
43235	UGI ENDO; DX W/WO CLCT SPECMN-SP	605	\$513	\$661
47563	LAPARSCPY SURG; CHOLECT W/CHOLAN	396	\$3,929	\$4,959
66984	EXTRACAPSULAR CATARACT REMV IOL	380	\$2,388	\$2,599
69436	TYMPANOSTOMY GENERAL ANESTHESIA	342	\$631	\$934
42820	T&A; UNDER AGE 12	289	\$989	\$1,610
43239	UGI ENDO; W/BX 1/MX	261	\$651	\$889
45385	COLONOSCOPY FLEX; W/REMV LES-SNA	235	\$716	\$947
43249	UGI ENDO; W/BALLOON DILAT ESOPHA	213	\$701	\$1,111
45380	COLONOSCOPY FLEX; W/BX 1/MX	155	\$587	\$1,052
62311	INJ 1 NOT NEUROLYTIC-EPID; LUMB/	154	\$543	\$489
49505	REPR INIT ING HERNIA 5YR/MORE; R	133	\$2,128	\$2,803
42821	T&A; AGE 12 OR OVER	131	\$1,187	\$1,830
29881	SCOPE KNEE SURG;W/MENISCECT MED/	114	\$2,202	\$3,358
67311	STRABISMUS SURG; 1 HORIZONTAL MU	105	\$1,393	\$1,607
19120	EXC BRST CYST TUMR/LES OPN M/F 1	104	\$1,510	\$1,911
20680	REMOVAL OF IMPLANT; DEEP	99	\$1,751	\$2,123
64721	NEUROPLASTY; MEDIAN @ CARPAL TUN	88	\$1,313	\$1,670
68811	PROBE NASOLACRIM DUCT; REQ GEN A	76	\$509	\$773
45330	SIGMOIDOSCOPY FLEX; DX-SEP PROC	67	\$199	\$408

SOURCE: Utah Ambulatory Surgery Database
 Utah Health Data Committee/Office of Health Care Statistics

AMB ST 1-4

UTAH HOSPITAL AND FREESTANDING AMBULATORY SURGERY CENTER (FASC) UTILIZATION AND CHARGE PROFILE OF OUTPATIENT SURGERY, 2002
 PROCEDURE APG CATEGORY, PROCEDURE APG

138 Utah Valley Regional Medical Center

Procedure APG category	Procedure APG	TOTAL #	TOTAL # (ALL Hospitals)
01	INTEGUMENTARY SYSTEM	917	13,519
	002 SUPERFICIAL NEEDLE BIOPSY AND ASPIRATION	64	2,597
	003 COMPLEX INCISION AND DRAINAGE	8	106
	004 SIMPLE INCISION AND DRAINAGE	5	96
	005 NAIL PROCEDURES	2	36
	006 SIMPLE DEBRIDEMENT AND DESTRUCTION	35	588
	007 COMPLEX EXCISION, BIOPSY AND DEBRIDEMENT	123	1,731
	008 SIMPLE EXCISION AND BIOPSY	161	1,756
	009 COMPLEX SKIN REPAIRS INCL INTEGUMENT GRAFTS, TRANSFER & REARRANGE	95	1,422
	010 SIMPLE SKIN REPAIR	78	599
	011 SIMPLE INCISION AND EXCISION OF BREAST	303	3,917
	012 BREAST RECONSTRUCTION AND MASTECTOMY	43	671
02	MUSCULOSKELETAL SYSTEM	3,019	42,903
	021 COMPLEX MUSCULOSKELETAL PROCEDURES EXCLUDING HAND AND FOOT	334	5,617
	022 SIMPLE MUSCULOSKELETAL PROCEDURES EXCLUDING HAND AND FOOT	98	1,767
	023 COMPLEX HAND AND FOOT MUSCULOSKELETAL PROCEDURES	85	1,639
	024 SIMPLE HAND AND FOOT MUSCULOSKELETAL PROCEDURES	405	9,596
	025 ARTHROSCOPY	1,688	17,119
	026 REPLACEMENT OF CAST	1	15
	027 SPLINT, STRAPPING AND CAST REMOVAL	1	113
	028 CLOSED TREATMENT FX & DISLOCATION OF FINGER, TOE & TRUNK	4	35
	029 CLOSED TREATMENT FX & DISLOCATION EXC FINGER, TOE & TRUNK	69	627
	030 OPEN OR PERCUTANEOUS TREATMENT OF FRACTURES	194	2,741
	031 BONE OR JOINT MANIPULATION UNDER ANESTHESIA	27	332
	032 BUNION PROCEDURES	16	1,318
	033 ARTHROPLASTY	34	483
	034 HAND AND FOOT TENOTOMY	2	167
	035 ARTHROCENTESIS AND LIGAMENT OR TENDON INJECTION	61	1,334
03	RESPIRATORY SYSTEM	836	6,869
	051 PULMONARY TESTS	4	212
	052 NEEDLE AND CATHETER BIOPSY, ASPIRATION, LAVAGE AND INTUBATION	28	545
	053 COMPLEX ENDOSCOPY OF THE UPPER AIRWAY	643	4,423
	054 SIMPLE ENDOSCOPY OF THE UPPER AIRWAY	17	329
	055 ENDOSCOPY OF THE LOWER AIRWAY	134	1,188
	057 RESPIRATORY THERAPY	10	172
04	CARDIOVASCULAR SYSTEM	2,995	23,208
	071 EXERCISE TOLERANCE TESTS	5	21
	072 ECHOCARDIOGRAPHY	172	1,224
	074 CARDIAC ELECTROPHYSIOLOGIC TESTS	974	1,977
	075 PLACEMENT OF TRANSVENOUS CATHETERS	32	737
	076 DIAGNOSTIC CARDIAC CATHETERIZATION	1,142	15,013
	077 ANGIOPLASTY AND TRANSCATHETER PROCEDURES	207	971
	078 PACEMAKER INSERTION AND REPLACEMENT	146	716
	079 REMOVAL AND REVISION OF PACEMAKER AND VASCULAR DEVICE	79	477
	080 MINOR VASCULAR REPAIR AND FISTULA CONSTRUCTION	120	1,191
	081 SECONDARY VARICOSE VEINS AND VASCULAR INJECTION	18	296

AMB ST 1-4

UTAH HOSPITAL AND FREESTANDING AMBULATORY SURGERY CENTER (FASC) UTILIZATION AND CHARGE PROFILE OF OUTPATIENT SURGERY, 2002
 PROCEDURE APG CATEGORY, PROCEDURE APG

138 Utah Valley Regional Medical Center

procedure APG category	procedure APG	TOTAL #	TOTAL # (ALL Hospitals)
	082 VASCULAR LIGATION	94	507
	083 RESUSCITATION AND CARディオVERSION	6	69
05	HEMATOLOGIC, LYMPHATIC, AND ENDOCRINE	103	2,265
	093 PHLEBOTOMY	27	43
	095 DEEP LYMPH STRUCTURE AND THYROID PROCEDURES	75	1,385
	097 TRANSFUSION	1	757
06	DIGESTIVE SYSTEM	5,360	71,902
	111 ALIMENTARY TESTS AND SIMPLE TUBE PLACEMENT	1	177
	112 ESOPHAGEAL DILATION WITHOUT ENDOSCOPY	88	1,062
	113 ANOSCOPY WITH BIOPSY AND DIAGNOSTIC PROCTOSIGMOIDOSCOPY	95	820
	114 PROCTOSIGMOIDOSCOPY WITH EXCISION OR BIOPSY	16	324
	115 DIAGNOSTIC UPPER GI ENDOSCOPY OR INTUBATION	1,200	15,392
	116 THERAPEUTIC UPPER GI ENDOSCOPY OR INTUBATION	456	3,826
	117 LOWER GASTROINTESTINAL ENDOSCOPY	1,788	27,082
	118 ERCP AND MISCELLANEOUS GI ENDOSCOPY PROCEDURES	181	1,441
	119 HERNIA AND HYDROCELE PROCEDURES	466	6,810
	120 COMPLEX ANAL AND RECTAL PROCEDURES	35	815
	121 SIMPLE ANAL AND RECTAL PROCEDURES	12	464
	122 MISCELLANEOUS ABDOMINAL PROCEDURES	38	325
	123 COMPLEX LAPAROSCOPIC PROCEDURES	976	13,216
	124 SIMPLE LAPAROSCOPIC PROCEDURES	8	148
07	URINARY SYSTEM	499	6,921
	131 RENAL EXTRACORPOREAL SHOCK WAVE LITHOTRIPSY	14	705
	133 URINARY CATHETERIZATION AND DILATATION	36	344
	134 COMPLEX CYSTOURETHROSCOPY AND LITHOLAPAXY	272	2,910
	135 MODERATE CYSTOURETHROSCOPY	135	2,121
	136 SIMPLE CYSTOURETHROSCOPY	28	644
	137 COMPLEX URETHRAL PROCEDURES	3	97
	138 SIMPLE URETHRAL PROCEDURES	11	93
08	MALE GENITAL SYSTEM	181	2,946
	151 TESTICULAR AND EPIDIDYMAL PROCEDURES	136	1,341
	152 INSERTION OF PENILE PROSTHESIS	1	50
	153 COMPLEX PENILE PROCEDURES	3	327
	154 SIMPLE PENILE PROCEDURES	38	896
	155 PROSTATE NEEDLE AND PUNCH BIOPSY	3	332
09	FEMALE GENITAL SYSTEM	306	4,976
	173 TREATMENT OF SPONTANEOUS ABORTION	1	417
	176 COMPLEX FEMALE REPRODUCTIVE PROCEDURES	47	675
	177 SIMPLE FEMALE REPRODUCTIVE PROCEDURES	74	1,182
	178 DILATION AND CURETTAGE	92	891
	179 HYSTEROSCOPY	78	1,603
	180 COLPOSCOPY	14	184
10	NERVOUS SYSTEM	1,123	14,776
	194 NERVE AND MUSCLE TESTS	1	36
	195 NERVOUS SYSTEM INJECTIONS, STIMULATIONS OR CRANIAL TAP	852	9,554
	196 REVISION AND REMOVAL OF NEUROLOGICAL DEVICE	5	114

AMB ST 1-4

UTAH HOSPITAL AND FREESTANDING AMBULATORY SURGERY CENTER (FASC) UTILIZATION AND CHARGE PROFILE OF OUTPATIENT SURGERY, 2002
 PROCEDURE APG CATEGORY, PROCEDURE APG

138 Utah Valley Regional Medical Center

procedure APG category	procedure APG	TOTAL #	TOTAL # (ALL Hospitals)
	197 NEUROSTIMULATOR AND VENTRICULAR SHUNT IMPLANTATION	1	422
	198 NERVE REPAIR AND DESTRUCTION	208	4,022
	199 SPINAL TAP	56	496
11	EYE AND OCULAR ADNEXA	1,682	10,576
	211 MINOR OPHTHALMOLOGICAL TESTS AND PROCEDURES	10	55
	213 LASER EYE PROCEDURES	94	963
	214 CATARACT PROCEDURES	422	4,643
	215 COMPLEX ANTERIOR SEGMENT EYE PROCEDURES	122	485
	216 MODERATE ANTERIOR SEGMENT EYE PROCEDURES	84	313
	217 SIMPLE ANTERIOR SEGMENT EYE PROCEDURES	48	197
	218 COMPLEX POSTERIOR SEGMENT EYE PROCEDURES	73	318
	219 SIMPLE POSTERIOR SEGMENT EYE PROCEDURES	46	173
	220 STRABISMUS AND MUSCLE EYE PROCEDURES	249	716
	221 COMPLEX REPAIR AND PLASTIC PROCEDURES OF EYE	127	694
	222 SIMPLE REPAIR AND PLASTIC PROCEDURES OF EYE	126	441
	223 VITRECTOMY	281	1,578
12	FACIAL, EAR, NOSE, MOUTH AND THROAT	2,310	28,144
	233 NASAL CAUTERIZATION AND PACKING	22	182
	234 COMPLEX FACIAL AND ENT PROCEDURES	461	4,770
	235 SIMPLE FACIAL AND ENT PROCEDURES	1,131	15,563
	236 TONSIL AND ADENOID PROCEDURES	696	7,583
13	THERAPUTIC AND OTHER RADIOLOGICAL PROCEDURES	354	5,872
	252 RADIATION THERAPY AND HYPERTHERMIA	2	116
	253 VASCULAR RADIOLOGY EXCEPT FOR VENOGRAPHY OF EXTREMITY	197	1,930
	254 MYELOGRAPHY	12	679
	255 MISCELLANEOUS RADIOLOGICAL PROCEDURES WITH CONTRAST	143	3,147
14	PHYSICAL MEDICINE AND REHABILITATION	6	313
	271 OCCUPATIONAL THERAPY	2	4
	272 PHYSICAL THERAPY	4	309

AMB ST 1-5

UTAH HOSPITAL AND FREESTANDING AMBULATORY SURGERY CENTER (FASC) UTILIZATION AND CHARGE PROFILE OF OUTPATIENT SURGERY, 2002
 PROCEDURE APG CATEGORY, PROCEDURE APG, SINGLE APG ONLY

138 Utah Valley Regional Medical Center

Procedure APG category	Procedure APG	TOTAL #	AVE TOT CHR	AVE TOT CHR(ALL Hospitals)
01	INTEGUMENTARY SYSTEM	241	\$1,684	\$2,141
	002 SUPERFICIAL NEEDLE BIOPSY AND ASPIRATION	5	\$1,949	\$1,559
	003 COMPLEX INCISION AND DRAINAGE	5	\$2,116	\$2,578
	006 SIMPLE DEBRIDEMENT AND DESTRUCTION	2	\$2,126	\$1,861
	007 COMPLEX EXCISION, BIOPSY AND DEBRIDEMENT	44	\$1,700	\$2,263
	008 SIMPLE EXCISION AND BIOPSY	25	\$1,827	\$2,174
	009 COMPLEX SKIN REPAIRS INCL INTEGUMENT GRAFTS, TRANSFER & REARRAN	3	\$2,385	\$2,942
	011 SIMPLE INCISION AND EXCISION OF BREAST	133	\$1,586	\$1,987
	012 BREAST RECONSTRUCTION AND MASTECTOMY	24	\$1,781	\$3,739
02	MUSCULOSKELETAL SYSTEM	955	\$2,334	\$2,888
	021 COMPLEX MUSCULOSKELETAL PROCEDURES EXCLUDING HAND AND FOOT	100	\$2,488	\$3,672
	022 SIMPLE MUSCULOSKELETAL PROCEDURES EXCLUDING HAND AND FOOT	33	\$2,010	\$2,693
	023 COMPLEX HAND AND FOOT MUSCULOSKELETAL PROCEDURES	21	\$2,248	\$3,163
	024 SIMPLE HAND AND FOOT MUSCULOSKELETAL PROCEDURES	217	\$1,638	\$2,059
	025 ARTHROSCOPY	415	\$2,642	\$3,554
	028 CLOSED TREATMENT FX & DISLOCATION OF FINGER, TOE & TRUNK	4	\$1,091	\$1,528
	029 CLOSED TREATMENT FX & DISLOCATION EXC FINGER, TOE & TRUNK	39	\$1,827	\$2,107
	030 OPEN OR PERCUTANEOUS TREATMENT OF FRACTURES	101	\$2,773	\$3,403
	031 BONE OR JOINT MANIPULATION UNDER ANESTHESIA	2	\$2,166	\$2,080
	032 BUNION PROCEDURES	10	\$2,436	\$2,827
	033 ARTHROPLASTY	10	\$2,779	\$3,660
	034 HAND AND FOOT TENOTOMY	1	\$1,404	\$1,641
	035 ARTHROCENTESIS AND LIGAMENT OR TENDON INJECTION	2	\$767	\$491
03	RESPIRATORY SYSTEM	118	\$1,146	\$1,741
	052 NEEDLE AND CATHETER BIOPSY, ASPIRATION, LAVAGE AND INTUBATION	2	\$422	\$785
	053 COMPLEX ENDOSCOPY OF THE UPPER AIRWAY	24	\$1,715	\$3,025
	054 SIMPLE ENDOSCOPY OF THE UPPER AIRWAY	7	\$1,413	\$1,300
	055 ENDOSCOPY OF THE LOWER AIRWAY	85	\$980	\$1,469
04	CARDIOVASCULAR SYSTEM	119	\$3,491	\$4,411
	072 ECHOCARDIOGRAPHY	1	\$211	\$211
	074 CARDIAC ELECTROPHYSIOLOGIC TESTS	2	\$2,294	\$8,307
	075 PLACEMENT OF TRANSVENOUS CATHETERS	4	\$3,110	\$1,859
	080 MINOR VASCULAR REPAIR AND FISTULA CONSTRUCTION	68	\$3,803	\$3,583
	081 SECONDARY VARICOSE VEINS AND VASCULAR INJECTION	6	\$3,095	\$3,224
	082 VASCULAR LIGATION	38	\$3,184	\$3,615
05	HEMATOLOGIC, LYMPHATIC, AND ENDOCRINE	63	\$1,885	\$2,960
	093 PHLEBOTOMY	14	\$51	\$51
	095 DEEP LYMPH STRUCTURE AND THYROID PROCEDURES	49	\$2,409	\$3,516
06	DIGESTIVE SYSTEM	3,828	\$1,179	\$1,572
	111 ALIMENTARY TESTS AND SIMPLE TUBE PLACEMENT	1	\$287	\$782
	112 ESOPHAGEAL DILATION WITHOUT ENDOSCOPY	31	\$166	\$577
	113 ANOSCOPY WITH BIOPSY AND DIAGNOSTIC PROCTOSIGMOIDOSCOPY	70	\$231	\$592
	114 PROCTOSIGMOIDOSCOPY WITH EXCISION OR BIOPSY	15	\$562	\$671
	115 DIAGNOSTIC UPPER GI ENDOSCOPY OR INTUBATION	873	\$558	\$827
	116 THERAPEUTIC UPPER GI ENDOSCOPY OR INTUBATION	334	\$726	\$1,177
	117 LOWER GASTROINTESTINAL ENDOSCOPY	1,488	\$467	\$860

AMB ST 1-5

UTAH HOSPITAL AND FREESTANDING AMBULATORY SURGERY CENTER (FASC) UTILIZATION AND CHARGE PROFILE OF OUTPATIENT SURGERY, 2002
 PROCEDURE APG CATEGORY, PROCEDURE APG, SINGLE APG ONLY

138 Utah Valley Regional Medical Center

procedure APG category	Procedure APG	TOTAL #	AVE TOT CHRGR	AVE TOT CHRGR(ALL Hospitals)
	118 ERCP AND MISCELLANEOUS GI ENDOSCOPY PROCEDURES	69	\$1,885	\$2,194
	119 HERNIA AND HYDROCELE PROCEDURES	273	\$2,009	\$2,637
	120 COMPLEX ANAL AND RECTAL PROCEDURES	23	\$1,904	\$2,094
	121 SIMPLE ANAL AND RECTAL PROCEDURES	6	\$1,909	\$1,884
	122 MISCELLANEOUS ABDOMINAL PROCEDURES	13	\$1,774	\$2,210
	123 COMPLEX LAPAROSCOPIC PROCEDURES	632	\$3,639	\$4,623
07	URINARY SYSTEM	107	\$2,140	\$3,060
	131 RENAL EXTRACORPOREAL SHOCK WAVE LITHOTRIPSY	1	\$4,150	\$4,872
	133 URINARY CATHETERIZATION AND DILATATION	11	\$2,374	\$2,620
	134 COMPLEX CYSTOURETHROSCOPY AND LITHOLAPAXY	37	\$2,524	\$3,123
	135 MODERATE CYSTOURETHROSCOPY	31	\$1,950	\$2,505
	136 SIMPLE CYSTOURETHROSCOPY	15	\$1,790	\$1,505
	137 COMPLEX URETHRAL PROCEDURES	3	\$1,369	\$2,659
	138 SIMPLE URETHRAL PROCEDURES	9	\$1,549	\$1,774
08	MALE GENITAL SYSTEM	92	\$1,658	\$2,312
	151 TESTICULAR AND EPIDIDYMAL PROCEDURES	54	\$1,651	\$2,147
	152 INSERTION OF PENILE PROSTHESIS	1	\$6,829	\$10,127
	153 COMPLEX PENILE PROCEDURES	3	\$1,574	\$2,333
	154 SIMPLE PENILE PROCEDURES	31	\$1,372	\$1,239
	155 PROSTATE NEEDLE AND PUNCH BIOPSY	3	\$3,102	\$4,027
09	FEMALE GENITAL SYSTEM	159	\$1,970	\$2,440
	176 COMPLEX FEMALE REPRODUCTIVE PROCEDURES	12	\$3,986	\$3,888
	177 SIMPLE FEMALE REPRODUCTIVE PROCEDURES	51	\$1,676	\$2,279
	178 DILATION AND CURETTAGE	64	\$1,335	\$1,640
	179 HYSTEROSCOPY	31	\$3,025	\$2,869
	180 COLPOSCOPY	1	\$734	\$1,261
10	NERVOUS SYSTEM	439	\$881	\$1,212
	195 NERVOUS SYSTEM INJECTIONS, STIMULATIONS OR CRANIAL TAP	311	\$631	\$543
	196 REVISION AND REMOVAL OF NEUROLOGICAL DEVICE	3	\$2,388	\$3,648
	198 NERVE REPAIR AND DESTRUCTION	122	\$1,494	\$1,869
	199 SPINAL TAP	3	\$317	\$857
11	EYE AND OCULAR ADNEXA	962	\$1,961	\$2,298
	211 MINOR OPHTHALMOLOGICAL TESTS AND PROCEDURES	4	\$744	\$1,380
	213 LASER EYE PROCEDURES	77	\$512	\$575
	214 CATARACT PROCEDURES	396	\$2,365	\$2,599
	215 COMPLEX ANTERIOR SEGMENT EYE PROCEDURES	92	\$1,113	\$1,885
	216 MODERATE ANTERIOR SEGMENT EYE PROCEDURES	38	\$1,456	\$1,811
	217 SIMPLE ANTERIOR SEGMENT EYE PROCEDURES	29	\$1,818	\$1,936
	218 COMPLEX POSTERIOR SEGMENT EYE PROCEDURES	37	\$3,979	\$3,487
	219 SIMPLE POSTERIOR SEGMENT EYE PROCEDURES	5	\$2,658	\$2,293
	220 STRABISMUS AND MUSCLE EYE PROCEDURES	125	\$1,427	\$1,590
	221 COMPLEX REPAIR AND PLASTIC PROCEDURES OF EYE	42	\$1,624	\$2,323
	222 SIMPLE REPAIR AND PLASTIC PROCEDURES OF EYE	62	\$956	\$1,230
	223 VITRECTOMY	55	\$4,195	\$4,145
12	FACIAL, EAR, NOSE, MOUTH AND THROAT	1,112	\$1,121	\$1,870
	233 NASAL CAUTERIZATION AND PACKING	1	\$950	\$1,788

AMB ST 1-5

UTAH HOSPITAL AND FREESTANDING AMBULATORY SURGERY CENTER (FASC) UTILIZATION AND CHARGE PROFILE OF OUTPATIENT SURGERY, 2002
 PROCEDURE APG CATEGORY, PROCEDURE APG, SINGLE APG ONLY

138 Utah Valley Regional Medical Center

procedure APG category	Procedure APG	TOTAL #	AVE TOT CHRG	AVE TOT CHRG(ALL Hospitals)
	234 COMPLEX FACIAL AND ENT PROCEDURES	113	\$2,450	\$3,757
	235 SIMPLE FACIAL AND ENT PROCEDURES	496	\$881	\$1,293
	236 TONSIL AND ADENOID PROCEDURES	502	\$1,058	\$1,733
13	THERAPUTIC AND OTHER RADIOLOGICAL PROCEDURES	1	\$2,038	\$1,631
	255 MISCELLANEOUS RADIOLOGICAL PROCEDURES WITH CONTRAST	1	\$2,038	\$949

AMB ST 1-6

UTAH HOSPITAL AND FREESTANDING AMBULATORY SURGERY CENTER (FASC) UTILIZATION AND CHARGE PROFILE OF OUTPATIENT SURGERY, 2002
 NUMBER OF SELECTED AMBULATORY SURGERY PATIENT VISITS BY PATIENT PROFILE

138 Utah Valley Regional Medical Center

Patient Profile	Patient Visits		Patient Visits-All Hospitals	
	(#)	(%)	(#)	(%)
GENDER				
Female	7,608	52.8	99,046	54.3
Male	6,806	47.2	83,377	45.7
Unknown	0	0.0	1	0.0
Not Reported	0	0.0	3	0.0
AGE				
1-28 days	4	0.0	201	0.1
29-365 days	231	1.6	2,806	1.5
1-4 years	879	6.1	10,230	5.6
5-9	393	2.7	5,477	3.0
10-14	339	2.4	4,621	2.5
15-17	374	2.6	4,481	2.5
18-19	371	2.6	3,763	2.1
20-24	1,155	8.0	11,153	6.1
25-29	894	6.2	10,390	5.7
30-34	837	5.8	10,476	5.7
35-39	836	5.8	10,951	6.0
40-44	938	6.5	13,202	7.2
45-49	1,011	7.0	14,095	7.7
50-54	1,215	8.4	15,731	8.6
55-59	1,060	7.4	13,738	7.5
60-64	963	6.7	11,970	6.6
65-69	902	6.3	11,268	6.2
70-74	822	5.7	10,407	5.7
75-79	596	4.1	8,832	4.8
80-84	380	2.6	5,577	3.1
85-89	156	1.1	2,334	1.3
90 +	58	0.4	720	0.4
Not Reported	4	0.0	205	0.1
SOURCE OF ADMISSION				
Physician Referral	13,920	96.6	170,677	93.6
Clinic Referral	10	0.1	371	0.2
HMO Referral	2	0.0	163	0.1
Other Hospital	78	0.5	143	0.1
Skilled Nursing Facility	4	0.0	17	0.0
Other Health Care Facility	0	0.0	19	0.0
Emergency Room	399	2.8	3,138	1.7
Court/Law Enforcement	0	0.0	4	0.0
Unknown	1	0.0	3,312	1.8
Not Reported	0	0.0	4,583	2.5

(Continued)

AMB ST 1-6

UTAH HOSPITAL AND FREESTANDING AMBULATORY SURGERY CENTER (FASC) UTILIZATION AND CHARGE PROFILE OF OUTPATIENT SURGERY, 2002
 NUMBER OF SELECTED AMBULATORY SURGERY PATIENT VISITS BY PATIENT PROFILE

138 Utah Valley Regional Medical Center

Patient Profile	Patient Visits		Patient Visits-All Hospitals	
	(#)	(%)	(#)	(%)
DISCHARGE STATUS				
Home or Self Care	14,351	99.6	181,621	99.6
Another Hospital	10	0.1	132	0.1
Skilled Nursing Facility	15	0.1	207	0.1
Intermediate Care Facility	1	0.0	14	0.0
Another Type of Institution	10	0.1	41	0.0
Under Care of Home Service	7	0.0	184	0.1
Left Against Medical Advice	1	0.0	13	0.0
Under Care of Home IV Provider	0	0.0	8	0.0
Expired	1	0.0	6	0.0
Unknown	18	0.1	189	0.1
Not Reported	0	0.0	12	0.0
PRIMARY PAYER				
Medicare	2,937	20.4	39,406	21.6
Medicaid	959	6.7	12,181	6.7
Other government	73	0.5	2,765	1.5
Blue Cross/Blue Shield	1,158	8.0	25,235	13.8
Other Commercial	1,126	7.8	17,505	9.6
Managed Care(HMO, PPO)	7,638	53.0	77,069	42.2
Self Pay	198	1.4	2,955	1.6
Industrial & Worker Comp	183	1.3	3,998	2.2
Charity and Unclassified	44	0.3	123	0.1
Childrens Health Insurance	6	0.0	346	0.2
Unknown	92	0.6	703	0.4
Not Reported	0	0.0	141	0.1
LOCAL HEALTH DISTRICT OF PATIENT RESIDENCE				
Bear River	17	0.1	12,345	6.8
Central Utah	1,130	7.8	6,772	3.7
Davis County	38	0.3	19,304	10.6
Salt Lake County	275	1.9	62,264	34.1
Southeastern Utah	394	2.7	4,319	2.4
Southwest Utah	122	0.8	11,788	6.5
Summit County	31	0.2	1,676	0.9
Tooele County	14	0.1	3,248	1.8
Tri-County	172	1.2	4,686	2.6
Utah County	11,789	81.8	31,011	17.0
Wasatch County	189	1.3	1,317	0.7
Weber County	10	0.1	15,685	8.6
Unknown Utah	5	0.0	56	0.0
Outside Utah	222	1.5	7,881	4.3
Unknown, Not Reported	6	0.0	75	0.0

SOURCE: Utah Ambulatory Surgery Database,
 Utah Health Data Committee/Office of Health Care Statistics.

AMB ST 1-1

UTAH HOSPITAL AND FREESTANDING AMBULATORY SURGERY CENTER (FASC) UTILIZATION AND CHARGE PROFILE OF OUTPATIENT SURGERY, 2002
 NUMBER OF CPT-4 AND ICD-9 PROCEDURES BY SELECTED AMBULATORY SURGERY REPORTING CATEGORY

112 Valley View Medical Center

Reporting Category (ICD-9-CM CODES)	Procedures Performed		Procedures Performed-All Hospitals	
	(#)	(%)	(#)	(%)
Reporting Category (ICD-9-CM CODES)	4,743	100.0	300,948	100.0
Mastectomy (85.0-85.99)	74	1.6	6,951	2.3
Musculoskeletal (76.0-84.99)	1,096	23.1	53,689	17.8
Respiratory (30.0-34.99)	5	0.1	2,595	0.9
Cardiovascular (35.0-39.99)	12	0.3	13,957	4.6
Lymphatic/Hemetic (40.0-41.99)	16	0.3	2,092	0.7
Digestive System (42.0-54.99)	1,903	40.1	79,482	26.4
Urinary (55.0-59.99)	213	4.5	7,394	2.5
Male Genital (60.0-64.99)	83	1.7	3,824	1.3
Female Genital (65.0-71.99)	171	3.6	12,874	4.3
Endocrine/Nervous (01.0-07.99)	165	3.5	19,288	6.4
Eye (08.0-16.99)	15	0.3	19,110	6.3
Ear (18.0-20.99)	333	7.0	14,450	4.8
Nose, Mouth, Pharynx (21.0-29.99)	477	10.1	29,272	9.7
Other*	180	3.8	35,970	12.0
Reporting Category (CPT-4 CODES)	5,791	100.0	363,184	100.0
Mastectomy (19120-19220)	47	0.8	3,282	0.9
Musculoskeletal (20000-29909)	1,131	19.5	49,166	13.5
Respiratory (30000-32999)	235	4.1	12,335	3.4
Cardiovascular (33010-37799 & 93501-93660)	12	0.2	30,942	8.5
Lymphatic/Hemetic (38100-38999)	16	0.3	1,669	0.5
Diaphragm (39501-39599)	0	0.0	3	0.0
Digestive System (40490-49999)	2,023	34.9	84,020	23.1
Urinary (50010-53899)	301	5.2	8,260	2.3
Male Genital (54000-55899)	57	1.0	3,300	0.9
Female Genital (56405-58999)	104	1.8	8,683	2.4
Endocrine/Nervous (60000-64999)	148	2.6	17,357	4.8
Eye (65091-68899)	10	0.2	10,599	2.9
Ear (69000-69979)	172	3.0	8,100	2.2
Other*	1,535	26.5	125,468	34.5

SOURCE: Utah Ambulatory Surgery Database

Utah Health Data Committee/Office of Health Care Statistics.

* Procedure falls outside reporting categories.

AMB ST 1-2

UTAH HOSPITAL AND FREESTANDING AMBULATORY SURGERY CENTER (FASC) UTILIZATION AND CHARGE PROFILE OF OUTPATIENT SURGERY, 2002
 MOST COMMONLY PERFORMED CPT-4 AND ICD-9 PROCEDURES

112 Valley View Medical Center

ICD-9 CODE	ICD-9 DESCRIPTION	#	%	% ALL Hospitals
All ICD-9 Procedures		4,743	100.0	100.0
2001	MYRINGOTOMY W/INSRT TUBE	322	6.8	3.82
4542	ENDO POLYPECTOMY LG INTESTINE	286	6.0	2.58
4523	COLONOSCOPY	281	5.9	4.95
4516	ESOPHAGOGASTRODUODENOSCPY-CLO BX	264	5.6	4.22
5123	LAP CHOLEY	136	2.9	1.92
4292	DILAT ESOPH	130	2.7	1.18
283	TONSILLECTOMY W/ADENOIDECTOMY	128	2.7	1.61
4513	OTH ENDO SM INTESTINE	123	2.6	1.87
4836	[ENDO] POLYPECTOMY RECTUM	120	2.5	0.75
0443	RELEASE CARPAL TUNNEL	113	2.4	1.12
806	EXC SEMILUNAR CARTILAGE-KNEE	105	2.2	1.56
4525	CLO [ENDO] BX LG INTESTINE	89	1.9	1.85
282	TONSILLECTOMY WO ADENOIDECTOMY	75	1.6	0.67
8086	OTH LOC EXC/DESTRUC JT LES-KNEE	67	1.4	1.07
2188	OTH SEPTOPLASTY	64	1.3	0.55
8753	INTRAOP CHOLANGIOGRAM	64	1.3	1.09
4524	FLEX SIGMOIDOSCOPY	63	1.3	0.25
4701	LAP APPENDECTOMY	59	1.2	0.30
598	URETERAL CATH	52	1.1	0.45
6902	D&C FOLLOWING DELIV/AB	49	1.0	0.24

CPT-4 CODE	CPT-4 DESCRIPTION	#	%	% ALL Hospitals
All CPT-4 Procedures		5,791	100.0	100.0
J1260	INJECTION DOLASETRON MESYLATE 10	366	6.3	0.29
J2765	INJ METOCLOPRAMIDE HCL TO 10 MG	331	5.7	1.06
45385	COLONOSCOPY FLEX; W/REMV LES-SNA	313	5.4	2.05
45378	COLONOSCOPY FLEX; DX-SEP PROC	280	4.8	3.53
J3010	INJECTION FENTANYL CITRATE 0.1 M	259	4.5	1.51
43239	UGI ENDO; W/BX 1/MX	252	4.4	3.22
69436	TYMPANOSTOMY GENERAL ANESTHESIA	163	2.8	1.65
59	59	116	2.0	1.12
42820	T&A; UNDER AGE 12	115	2.0	1.02
64721	NEUROPLASTY; MEDIAN @ CARPAL TUN	111	1.9	0.60
43235	UGI ENDO; DX W/WO CLCT SPECMN-SP	96	1.7	0.99
45380	COLONOSCOPY FLEX; W/BX 1/MX	85	1.5	1.47
29881	SCOPE KNEE SURG;W/MENISCECT MED/	81	1.4	0.99
49505	REPR INIT ING HERNIA 5YR/MORE; R	79	1.4	0.79
88305	LEVEL IV - SURG PATH GROSS&MIC E	79	1.4	1.89
47562	LAPAROSCOPY SURGICAL; CHOLECT	71	1.2	0.63
44970	LAPAROSCOPY SURGICAL APPENDECTOM	70	1.2	0.27
43450	DILAT ESOPH-SOUND/BOUGIE-1/MX PA	69	1.2	0.26
29877	SCOPE KNEE SURG; DEBRID/SHAVE CA	66	1.1	0.77
30520	SEPTOPLASTY/SUBMUCOS RES W/GFT	64	1.1	0.61

SOURCE: Utah Ambulatory Surgery Database
 Utah Health Data Committee/Office of Health Care Statistics

AMB ST 1-3

UTAH HOSPITAL AND FREESTANDING AMBULATORY SURGERY CENTER (FASC) UTILIZATION AND CHARGE PROFILE OF OUTPATIENT SURGERY, 2002
 AVERAGE TOTAL CHARGES FOR MOST COMMONLY PERFORMED CPT-4 AND ICD-9 PROCEDURES, SINGLE ICD-9 OR CPT-4 ONLY

112 Valley View Medical Center

ICD-9 CODE	ICD-9 DESCRIPTION	#	AVE TOT CHRG	AVE TOT CHRG (ALL Hospitals)
ICD-9 Procedures		2,143	\$1,720	\$2,254
4523	COLONOSCOPY	253	\$618	\$782
4542	ENDO POLYPECTOMY LG INTESTINE	178	\$890	\$1,037
4516	ESOPHAGOGASTRODUODENOSCPY-CLO BX	134	\$792	\$938
283	TONSILLECTOMY W/ADENOIDECTOMY	105	\$1,006	\$1,655
0443	RELEASE CARPAL TUNNEL	99	\$989	\$1,705
282	TONSILLECTOMY WO ADENOIDECTOMY	67	\$1,370	\$1,956
4524	FLEX SIGMOIDOSCOPY	59	\$328	\$456
5123	LAP CHOLEY	57	\$4,014	\$4,729
4525	CLO [ENDO] BX LG INTESTINE	54	\$743	\$1,109
4513	OTH ENDO SM INTESTINE	53	\$617	\$756
6902	D&C FOLLOWING DELIV/AB	49	\$1,182	\$1,984
4836	[ENDO] POLYPECTOMY RECTUM	46	\$834	\$1,034
4701	LAP APPENDECTOMY	43	\$4,658	\$5,663
5304	UNILAT REPR INDIRECT ING HERN-GFT	35	\$2,629	\$2,917
806	EXC SEMILUNAR CARTILAGE-KNEE	35	\$3,386	\$3,545
5732	OTH CYSTOSCOPY	25	\$1,312	\$1,254
6029	OTH TRANSURETHRAL PROSTATECTOMY	23	\$3,369	\$3,529
5303	UNILAT REPR DIRECT ING HERN-GFT	22	\$2,963	\$3,023
6909	OTH D&C UTERUS	22	\$1,054	\$1,868
7936	OP REDUC FX W/INT FIX-TIBIA & FIB	21	\$3,289	\$4,108

CPT-4 CODE	CPT-4 DESCRIPTION	#	AVE TOT CHRG	AVE TOT CHRG (ALL Hospitals)
CPT-4 Procedures		1,721	\$1,255	\$2,003
45378	COLONOSCOPY FLEX; DX-SEP PROC	248	\$618	\$741
45385	COLONOSCOPY FLEX; W/REMV LES-SNA	222	\$888	\$947
69436	TYMPANOSTOMY GENERAL ANESTHESIA	135	\$432	\$934
43239	UGI ENDO; W/BX 1/MX	123	\$786	\$889
64721	NEUROPLASTY; MEDIAN @ CARPAL TUN	93	\$984	\$1,670
42820	T&A; UNDER AGE 12	80	\$979	\$1,610
45330	SIGMOIDOSCOPY FLEX; DX-SEP PROC	59	\$328	\$408
45380	COLONOSCOPY FLEX; W/BX 1/MX	53	\$777	\$1,052
43235	UGI ENDO; DX W/WO CLCT SPECMN-SP	52	\$617	\$661
49505	REPR INIT ING HERNIA 5YR/MORE; R	42	\$2,804	\$2,803
88305	LEVEL IV - SURG PATH GROSS&MIC E	29	\$1,109	\$1,372
47562	LAPAROSCOPY SURGICAL; CHOLECT	22	\$3,712	\$4,941
29881	SCOPE KNEE SURG;W/MENISCECT MED/	21	\$3,252	\$3,358
47563	LAPARSCPY SURG; CHOLECT W/CHOLAN	19	\$4,148	\$4,959
58120	DILATION & CURET DX &/ THERAPEUT	19	\$1,102	\$1,627
42826	TONSILLECTOMY PRIM/SEC; AGE 12/O	18	\$1,498	\$2,061
20680	REMOVAL OF IMPLANT; DEEP	15	\$1,650	\$2,123
44970	LAPAROSCOPY SURGICAL APPENDECTOM	15	\$4,891	\$5,612
43248	UGI ENDO; W/INSRT GUIDE WIRE	14	\$747	\$1,024
19120	EXC BRST CYST TUMR/LES OPN M/F 1	13	\$1,942	\$1,911

SOURCE: Utah Ambulatory Surgery Database
 Utah Health Data Committee/Office of Health Care Statistics

AMB ST 1-4

UTAH HOSPITAL AND FREESTANDING AMBULATORY SURGERY CENTER (FASC) UTILIZATION AND CHARGE PROFILE OF OUTPATIENT SURGERY, 2002
PROCEDURE APG CATEGORY, PROCEDURE APG

112 Valley View Medical Center

Procedure APG category		TOTAL #	TOTAL # (ALL Hospitals)
Procedure APG			
01	INTEGUMENTARY SYSTEM	183	13,519
	002 SUPERFICIAL NEEDLE BIOPSY AND ASPIRATION	9	2,597
	004 SIMPLE INCISION AND DRAINAGE	2	96
	006 SIMPLE DEBRIDEMENT AND DESTRUCTION	16	588
	007 COMPLEX EXCISION, BIOPSY AND DEBRIDEMENT	53	1,731
	008 SIMPLE EXCISION AND BIOPSY	22	1,756
	009 COMPLEX SKIN REPAIRS INCL INTEGUMENT GRAFTS, TRANSFER & REARRANGE	5	1,422
	010 SIMPLE SKIN REPAIR	10	599
	011 SIMPLE INCISION AND EXCISION OF BREAST	64	3,917
	012 BREAST RECONSTRUCTION AND MASTECTOMY	2	671
02	MUSCULOSKELETAL SYSTEM	1,020	42,903
	021 COMPLEX MUSCULOSKELETAL PROCEDURES EXCLUDING HAND AND FOOT	157	5,617
	022 SIMPLE MUSCULOSKELETAL PROCEDURES EXCLUDING HAND AND FOOT	29	1,767
	023 COMPLEX HAND AND FOOT MUSCULOSKELETAL PROCEDURES	30	1,639
	024 SIMPLE HAND AND FOOT MUSCULOSKELETAL PROCEDURES	275	9,596
	025 ARTHROSCOPY	325	17,119
	026 REPLACEMENT OF CAST	1	15
	028 CLOSED TREATMENT FX & DISLOCATION OF FINGER, TOE & TRUNK	1	35
	029 CLOSED TREATMENT FX & DISLOCATION EXC FINGER, TOE & TRUNK	16	627
	030 OPEN OR PERCUTANEOUS TREATMENT OF FRACTURES	106	2,741
	031 BONE OR JOINT MANIPULATION UNDER ANESTHESIA	4	332
	032 BUNION PROCEDURES	61	1,318
	033 ARTHROPLASTY	15	483
03	RESPIRATORY SYSTEM	108	6,869
	053 COMPLEX ENDOSCOPY OF THE UPPER AIRWAY	104	4,423
	054 SIMPLE ENDOSCOPY OF THE UPPER AIRWAY	2	329
	055 ENDOSCOPY OF THE LOWER AIRWAY	2	1,188
04	CARDIOVASCULAR SYSTEM	12	23,208
	075 PLACEMENT OF TRANSVENOUS CATHETERS	1	737
	080 MINOR VASCULAR REPAIR AND FISTULA CONSTRUCTION	3	1,191
	081 SECONDARY VARICOSE VEINS AND VASCULAR INJECTION	1	296
	082 VASCULAR LIGATION	7	507
05	HEMATOLOGIC, LYMPHATIC, AND ENDOCRINE	20	2,265
	095 DEEP LYMPH STRUCTURE AND THYROID PROCEDURES	20	1,385
06	DIGESTIVE SYSTEM	1,828	71,902
	112 ESOPHAGEAL DILATION WITHOUT ENDOSCOPY	69	1,062
	113 ANOSCOPY WITH BIOPSY AND DIAGNOSTIC PROCTOSIGMOIDOSCOPY	62	820
	114 PROCTOSIGMOIDOSCOPY WITH EXCISION OR BIOPSY	16	324
	115 DIAGNOSTIC UPPER GI ENDOSCOPY OR INTUBATION	349	15,392
	116 THERAPEUTIC UPPER GI ENDOSCOPY OR INTUBATION	124	3,826
	117 LOWER GASTROINTESTINAL ENDOSCOPY	701	27,082
	118 ERCP AND MISCELLANEOUS GI ENDOSCOPY PROCEDURES	13	1,441
	119 HERNIA AND HYDROCELE PROCEDURES	163	6,810
	120 COMPLEX ANAL AND RECTAL PROCEDURES	19	815
	121 SIMPLE ANAL AND RECTAL PROCEDURES	18	464
	122 MISCELLANEOUS ABDOMINAL PROCEDURES	6	325

AMB ST 1-4

UTAH HOSPITAL AND FREESTANDING AMBULATORY SURGERY CENTER (FASC) UTILIZATION AND CHARGE PROFILE OF OUTPATIENT SURGERY, 2002
 PROCEDURE APG CATEGORY, PROCEDURE APG

112 Valley View Medical Center

procedure APG category	procedure APG	TOTAL #	TOTAL # (ALL Hospitals)
	123 COMPLEX LAPAROSCOPIC PROCEDURES	283	13,216
	124 SIMPLE LAPAROSCOPIC PROCEDURES	5	148
07	URINARY SYSTEM	297	6,921
	131 RENAL EXTRACORPOREAL SHOCK WAVE LITHOTRIPSY	1	705
	133 URINARY CATHETERIZATION AND DILATATION	5	344
	134 COMPLEX CYSTOURETHROSCOPY AND LITHOLAPAXY	139	2,910
	135 MODERATE CYSTOURETHROSCOPY	93	2,121
	136 SIMPLE CYSTOURETHROSCOPY	59	644
08	MALE GENITAL SYSTEM	52	2,946
	151 TESTICULAR AND EPIDIDYMAL PROCEDURES	31	1,341
	152 INSERTION OF PENILE PROSTHESIS	1	50
	154 SIMPLE PENILE PROCEDURES	16	896
	155 PROSTATE NEEDLE AND PUNCH BIOPSY	4	332
09	FEMALE GENITAL SYSTEM	57	4,976
	176 COMPLEX FEMALE REPRODUCTIVE PROCEDURES	11	675
	177 SIMPLE FEMALE REPRODUCTIVE PROCEDURES	15	1,182
	178 DILATION AND CURETTAGE	23	891
	179 HYSTEROSCOPY	5	1,603
	180 COLPOSCOPY	3	184
10	NERVOUS SYSTEM	132	14,776
	198 NERVE REPAIR AND DESTRUCTION	132	4,022
11	EYE AND OCULAR ADNEXA	10	10,576
	215 COMPLEX ANTERIOR SEGMENT EYE PROCEDURES	5	485
	220 STRABISMUS AND MUSCLE EYE PROCEDURES	5	716
12	FACIAL, EAR, NOSE, MOUTH AND THROAT	534	28,144
	233 NASAL CAUTERIZATION AND PACKING	2	182
	234 COMPLEX FACIAL AND ENT PROCEDURES	83	4,770
	235 SIMPLE FACIAL AND ENT PROCEDURES	235	15,563
	236 TONSIL AND ADENOID PROCEDURES	214	7,583

SOURCE: Utah Ambulatory Surgery Database
 Utah Health Data Committee/Office of Health Care Statistics

AMB ST 1-5

UTAH HOSPITAL AND FREESTANDING AMBULATORY SURGERY CENTER (FASC) UTILIZATION AND CHARGE PROFILE OF OUTPATIENT SURGERY, 2002
 PROCEDURE APG CATEGORY, PROCEDURE APG, SINGLE APG ONLY

112 Valley View Medical Center

Procedure APG category	Procedure APG	TOTAL #	AVE TOT CHR	AVE TOT CHR(ALL Hospitals)
01	INTEGUMENTARY SYSTEM	31	\$1,772	\$2,141
	002 SUPERFICIAL NEEDLE BIOPSY AND ASPIRATION	4	\$1,144	\$1,559
	004 SIMPLE INCISION AND DRAINAGE	1	\$2,108	\$2,119
	007 COMPLEX EXCISION, BIOPSY AND DEBRIDEMENT	9	\$1,671	\$2,263
	008 SIMPLE EXCISION AND BIOPSY	3	\$1,775	\$2,174
	009 COMPLEX SKIN REPAIRS INCL INTEGUMENT GRAFTS, TRANSFER & REARRAN	1	\$2,637	\$2,942
	011 SIMPLE INCISION AND EXCISION OF BREAST	13	\$1,942	\$1,987
02	MUSCULOSKELETAL SYSTEM	195	\$2,369	\$2,888
	021 COMPLEX MUSCULOSKELETAL PROCEDURES EXCLUDING HAND AND FOOT	20	\$2,640	\$3,672
	022 SIMPLE MUSCULOSKELETAL PROCEDURES EXCLUDING HAND AND FOOT	5	\$1,484	\$2,693
	023 COMPLEX HAND AND FOOT MUSCULOSKELETAL PROCEDURES	11	\$2,439	\$3,163
	024 SIMPLE HAND AND FOOT MUSCULOSKELETAL PROCEDURES	69	\$1,621	\$2,059
	025 ARTHROSCOPY	42	\$3,521	\$3,554
	029 CLOSED TREATMENT FX & DISLOCATION EXC FINGER, TOE & TRUNK	7	\$970	\$2,107
	030 OPEN OR PERCUTANEOUS TREATMENT OF FRACTURES	17	\$2,532	\$3,403
	032 BUNION PROCEDURES	22	\$2,102	\$2,827
	033 ARTHROPLASTY	2	\$9,575	\$3,660
03	RESPIRATORY SYSTEM	1	\$2,364	\$1,741
	053 COMPLEX ENDOSCOPY OF THE UPPER AIRWAY	1	\$2,364	\$3,025
04	CARDIOVASCULAR SYSTEM	4	\$2,970	\$4,411
	075 PLACEMENT OF TRANSVENOUS CATHETERS	1	\$2,171	\$1,859
	080 MINOR VASCULAR REPAIR AND FISTULA CONSTRUCTION	1	\$2,924	\$3,583
	082 VASCULAR LIGATION	2	\$3,393	\$3,615
05	HEMATOLOGIC, LYMPHATIC, AND ENDOCRINE	5	\$2,210	\$2,960
	095 DEEP LYMPH STRUCTURE AND THYROID PROCEDURES	5	\$2,210	\$3,516
06	DIGESTIVE SYSTEM	988	\$1,100	\$1,572
	112 ESOPHAGEAL DILATION WITHOUT ENDOSCOPY	3	\$628	\$577
	113 ANOSCOPY WITH BIOPSY AND DIAGNOSTIC PROCTOSIGMOIDOSCOPY	59	\$328	\$592
	114 PROCTOSIGMOIDOSCOPY WITH EXCISION OR BIOPSY	16	\$541	\$671
	115 DIAGNOSTIC UPPER GI ENDOSCOPY OR INTUBATION	176	\$735	\$827
	116 THERAPEUTIC UPPER GI ENDOSCOPY OR INTUBATION	38	\$908	\$1,177
	117 LOWER GASTROINTESTINAL ENDOSCOPY	537	\$752	\$860
	118 ERCP AND MISCELLANEOUS GI ENDOSCOPY PROCEDURES	4	\$1,872	\$2,194
	119 HERNIA AND HYDROCELE PROCEDURES	73	\$2,601	\$2,637
	120 COMPLEX ANAL AND RECTAL PROCEDURES	5	\$2,277	\$2,094
	121 SIMPLE ANAL AND RECTAL PROCEDURES	6	\$1,131	\$1,884
	122 MISCELLANEOUS ABDOMINAL PROCEDURES	2	\$1,072	\$2,210
	123 COMPLEX LAPAROSCOPIC PROCEDURES	69	\$3,936	\$4,623
07	URINARY SYSTEM	34	\$2,121	\$3,060
	133 URINARY CATHETERIZATION AND DILATATION	1	\$1,761	\$2,620
	134 COMPLEX CYSTOURETHROSCOPY AND LITHOLAPAXY	15	\$2,909	\$3,123
	135 MODERATE CYSTOURETHROSCOPY	6	\$1,811	\$2,505
	136 SIMPLE CYSTOURETHROSCOPY	12	\$1,321	\$1,505
08	MALE GENITAL SYSTEM	15	\$872	\$2,312
	151 TESTICULAR AND EPIDIDYMAL PROCEDURES	3	\$1,645	\$2,147
	154 SIMPLE PENILE PROCEDURES	12	\$678	\$1,239

AMB ST 1-5

UTAH HOSPITAL AND FREESTANDING AMBULATORY SURGERY CENTER (FASC) UTILIZATION AND CHARGE PROFILE OF OUTPATIENT SURGERY, 2002
 PROCEDURE APG CATEGORY, PROCEDURE APG, SINGLE APG ONLY

112 Valley View Medical Center

procedure APG category	Procedure APG	TOTAL #	AVE TOT CHRGR	AVE TOT CHRGR(ALL Hospitals)
09	FEMALE GENITAL SYSTEM	29	\$1,506	\$2,440
	176 COMPLEX FEMALE REPRODUCTIVE PROCEDURES	3	\$4,051	\$3,888
	177 SIMPLE FEMALE REPRODUCTIVE PROCEDURES	7	\$1,512	\$2,279
	178 DILATION AND CURETTAGE	19	\$1,102	\$1,640
10	NERVOUS SYSTEM	98	\$1,033	\$1,212
	198 NERVE REPAIR AND DESTRUCTION	98	\$1,033	\$1,869
11	EYE AND OCULAR ADNEXA	8	\$1,065	\$2,298
	215 COMPLEX ANTERIOR SEGMENT EYE PROCEDURES	5	\$401	\$1,885
	220 STRABISMUS AND MUSCLE EYE PROCEDURES	3	\$2,172	\$1,590
12	FACIAL, EAR, NOSE, MOUTH AND THROAT	265	\$770	\$1,870
	234 COMPLEX FACIAL AND ENT PROCEDURES	6	\$2,400	\$3,757
	235 SIMPLE FACIAL AND ENT PROCEDURES	146	\$478	\$1,293
	236 TONSIL AND ADENOID PROCEDURES	113	\$1,061	\$1,733

AMB ST 1-6

UTAH HOSPITAL AND FREESTANDING AMBULATORY SURGERY CENTER (FASC) UTILIZATION AND CHARGE PROFILE OF OUTPATIENT SURGERY, 2002
 NUMBER OF SELECTED AMBULATORY SURGERY PATIENT VISITS BY PATIENT PROFILE

112 Valley View Medical Center

Patient Profile	Patient Visits		Patient Visits-All Hospitals	
	(#)	(%)	(#)	(%)
GENDER				
Female	1,637	49.7	99,046	54.3
Male	1,658	50.3	83,377	45.7
Unknown	0	0.0	1	0.0
Not Reported	0	0.0	3	0.0
AGE				
1-28 days	7	0.2	201	0.1
29-365 days	70	2.1	2,806	1.5
1-4 years	174	5.3	10,230	5.6
5-9	98	3.0	5,477	3.0
10-14	91	2.8	4,621	2.5
15-17	89	2.7	4,481	2.5
18-19	83	2.5	3,763	2.1
20-24	239	7.3	11,153	6.1
25-29	153	4.6	10,390	5.7
30-34	126	3.8	10,476	5.7
35-39	170	5.2	10,951	6.0
40-44	211	6.4	13,202	7.2
45-49	236	7.2	14,095	7.7
50-54	282	8.6	15,731	8.6
55-59	289	8.8	13,738	7.5
60-64	236	7.2	11,970	6.6
65-69	243	7.4	11,268	6.2
70-74	219	6.6	10,407	5.7
75-79	159	4.8	8,832	4.8
80-84	86	2.6	5,577	3.1
85-89	27	0.8	2,334	1.3
90 +	7	0.2	720	0.4
Not Reported	7	0.2	205	0.1
SOURCE OF ADMISSION				
Physician Referral	3,162	96.0	170,677	93.6
Clinic Referral	0	0.0	371	0.2
HMO Referral	2	0.1	163	0.1
Other Hospital	1	0.0	143	0.1
Skilled Nursing Facility	0	0.0	17	0.0
Other Health Care Facility	1	0.0	19	0.0
Emergency Room	129	3.9	3,138	1.7
Court/Law Enforcement	0	0.0	4	0.0
Unknown	0	0.0	3,312	1.8
Not Reported	0	0.0	4,583	2.5

(Continued)

AMB ST 1-6

UTAH HOSPITAL AND FREESTANDING AMBULATORY SURGERY CENTER (FASC) UTILIZATION AND CHARGE PROFILE OF OUTPATIENT SURGERY, 2002
 NUMBER OF SELECTED AMBULATORY SURGERY PATIENT VISITS BY PATIENT PROFILE

112 Valley View Medical Center

Patient Profile	Patient Visits		Patient Visits-All Hospitals	
	(#)	(%)	(#)	(%)
DISCHARGE STATUS				
Home or Self Care	3,288	99.8	181,621	99.6
Another Hospital	0	0.0	132	0.1
Skilled Nursing Facility	0	0.0	207	0.1
Intermediate Care Facility	0	0.0	14	0.0
Another Type of Institution	0	0.0	41	0.0
Under Care of Home Service	7	0.2	184	0.1
Left Against Medical Advice	0	0.0	13	0.0
Under Care of Home IV Provider	0	0.0	8	0.0
Expired	0	0.0	6	0.0
Unknown	0	0.0	189	0.1
Not Reported	0	0.0	12	0.0
PRIMARY PAYER				
Medicare	765	23.2	39,406	21.6
Medicaid	368	11.2	12,181	6.7
Other government	40	1.2	2,765	1.5
Blue Cross/Blue Shield	621	18.8	25,235	13.8
Other Commercial	334	10.1	17,505	9.6
Managed Care(HMO, PPO)	973	29.5	77,069	42.2
Self Pay	65	2.0	2,955	1.6
Industrial & Worker Comp	88	2.7	3,998	2.2
Charity and Unclassified	1	0.0	123	0.1
Childrens Health Insurance	3	0.1	346	0.2
Unknown	37	1.1	703	0.4
Not Reported	0	0.0	141	0.1
LOCAL HEALTH DISTRICT OF PATIENT RESIDENCE				
Bear River	4	0.1	12,345	6.8
Central Utah	85	2.6	6,772	3.7
Davis County	2	0.1	19,304	10.6
Salt Lake County	18	0.5	62,264	34.1
Southeastern Utah	7	0.2	4,319	2.4
Southwest Utah	3,019	91.6	11,788	6.5
Summit County	0	0.0	1,676	0.9
Tooele County	0	0.0	3,248	1.8
Tri-County	2	0.1	4,686	2.6
Utah County	5	0.2	31,011	17.0
Wasatch County	0	0.0	1,317	0.7
Weber County	0	0.0	15,685	8.6
Unknown Utah	2	0.1	56	0.0
Outside Utah	148	4.5	7,881	4.3
Unknown, Not Reported	3	0.1	75	0.0

SOURCE: Utah Ambulatory Surgery Database,
 Utah Health Data Committee/Office of Health Care Statistics.

AMB ST 1-1

UTAH HOSPITAL AND FREESTANDING AMBULATORY SURGERY CENTER (FASC) UTILIZATION AND CHARGE PROFILE OF OUTPATIENT SURGERY, 2002
 NUMBER OF CPT-4 AND ICD-9 PROCEDURES BY SELECTED AMBULATORY SURGERY REPORTING CATEGORY

401 Central Utah Surgical Center

		Procedures Performed		Procedures Performed-All FASCs	
		(#)	(%)	(#)	(%)
Reporting Category(ICD-9-CM CODES)					
Mastectomy	(85.0-85.99)	.	.	43,262	100.0
Musculoskeletal	(76.0-84.99)	.	.	1,139	2.6
Respiratory	(30.0-34.99)	.	.	5,726	13.2
Cardiovascular	(35.0-39.99)	.	.	141	0.3
Lymphatic/Hemetic	(40.0-41.99)	.	.	345	0.8
Digestive System	(42.0-54.99)	.	.	83	0.2
Urinary	(55.0-59.99)	.	.	5,568	12.9
Male Genital	(60.0-64.99)	.	.	225	0.5
Female Genital	(65.0-71.99)	.	.	124	0.3
Endocrine/Nervous	(01.0-07.99)	.	.	1,231	2.8
Eye	(08.0-16.99)	.	.	2,392	5.5
Ear	(18.0-20.99)	.	.	13,466	31.1
Nose, Mouth, Pharynx	(21.0-29.99)	.	.	2,664	6.2
Other*		.	.	7,201	16.6
				2,957	6.8
Reporting Category(CPT-4 CODES)					
Mastectomy	(19120-19220)	14,537	100.0	120,225	100.0
Musculoskeletal	(20000-29909)	1	0.0	354	0.3
Respiratory	(30000-32999)	4,111	28.3	19,586	16.3
Cardiovascular (33010-37799 & 93501-93660)		451	3.1	7,772	6.5
Lymphatic/Hemetic	(38100-38999)	12	0.1	993	0.8
Diaphragm	(39501-39599)	17	0.1	158	0.1
Digestive System	(40490-49999)	0	0.0	0	0.0
Urinary	(50010-53899)	3,640	25.0	37,220	31.0
Male Genital	(54000-55899)	454	3.1	1,590	1.3
Female Genital	(56405-58999)	213	1.5	592	0.5
Endocrine/Nervous	(60000-64999)	121	0.8	3,271	2.7
Eye	(65091-68899)	1,806	12.4	10,396	8.6
Ear	(69000-69979)	1,582	10.9	16,971	14.1
Other*		177	1.2	4,327	3.6
		1,952	13.4	16,995	14.1

SOURCE: Utah Ambulatory Surgery Database

Utah Health Data Committee/Office of Health Care Statistics.

* Procedure falls outside reporting categories.

AMB ST 1-2
 UTAH HOSPITAL AND FREESTANDING AMBULATORY SURGERY CENTER (FASC) UTILIZATION AND CHARGE PROFILE OF OUTPATIENT SURGERY, 2002
 MOST COMMONLY PERFORMED CPT-4 AND ICD-9 PROCEDURES

401 Central Utah Surgical Center

ICD-9 CODE	ICD-9 DESCRIPTION	#	%	% ALL FASCs
------------	-------------------	---	---	-------------

All ICD-9 Procedures

Does not report ICDs

CPT-4 CODE	CPT-4 DESCRIPTION	#	%	% ALL FASCs
All CPT-4 Procedures		14,537	100.0	100.0
99070	SPL/MATL PROV-PHYS NOT USUL W/VI	1,760	12.1	3.15
66984	EXTRACAPSULAR CATARACT REMV IOL	997	6.9	8.48
45378	COLONOSCOPY FLEX; DX-SEP PROC	875	6.0	6.16
29877	SCOPE KNEE SURG; DEBRID/SHAVE CA	550	3.8	1.09
29881	SCOPE KNEE SURG;W/MENISCECT MED/	498	3.4	1.38
43235	UGI ENDO; DX W/VO CLCT SPECMN-SP	478	3.3	1.58
43239	UGI ENDO; W/BX 1/MX	472	3.2	5.25
66821	DISCISSION 2ND CATARACT; LASER S	441	3.0	1.12
43249	UGI ENDO; W/BALLOON DILAT ESOPHA	393	2.7	1.36
45385	COLONOSCOPY FLEX; W/REMV LES-SNA	361	2.5	1.94
64623	DESTRUC FACET JT NRV; L/S-EA AD	318	2.2	0.66
29826	SCOPE SHOULDER; DECOMP SUBACROM	278	1.9	0.60
45380	COLONOSCOPY FLEX; W/BX 1/MX	272	1.9	2.65
64721	NEUROPLASTY; MEDIAN @ CARPAL TUN	242	1.7	0.92
50590	LITHOTRIPSY XTRACORP SHOCK WAVE	211	1.5	0.58
29888	ARTHSCPY AIDED ACL REPR/AUG/RECO	183	1.3	0.46
62311	INJ 1 NOT NEUROLYTIC-EPID; LUMB/	173	1.2	1.76
64622	DESTRUC FACET JT NRV; L/S-1 LEVE	149	1.0	0.29
49505	REPR INIT ING HERNIA 5YR/MORE; R	141	1.0	0.55
69436	TYMPANOSTOMY GENERAL ANESTHESIA	141	1.0	2.80

SOURCE: Utah Ambulatory Surgery Database
 Utah Health Data Committee/Office of Health Care Statistics

AMB ST 1-3

UTAH HOSPITAL AND FREESTANDING AMBULATORY SURGERY CENTER (FASC) UTILIZATION AND CHARGE PROFILE OF OUTPATIENT SURGERY, 2002
 AVERAGE TOTAL CHARGES FOR MOST COMMONLY PERFORMED CPT-4 AND ICD-9 PROCEDURES, SINGLE ICD-9 OR CPT-4 ONLY

401 Central Utah Surgical Center

ICD-9 CODE	ICD-9 DESCRIPTION	#	AVE TOT CHR	AVE TOT CHR (ALL FASCs)
------------	-------------------	---	-------------	--------------------------

ICD-9 Procedures

Does not report ICDS

CPT-4 CODE	CPT-4 DESCRIPTION	#	AVE TOT CHR	AVE TOT CHR (ALL FASCs)
CPT-4 Procedures		6,182	\$1,428	\$1,364
66984	EXTRACAPSULAR CATARACT REMV IOL	978	\$2,773	\$2,205
45378	COLONOSCOPY FLEX; DX-SEP PROC	699	\$784	\$784
66821	DISCISSION 2ND CATARACT; LASER S	435	\$597	\$601
43235	UGI ENDO; DX W/WO CLCT SPECMN-SP	343	\$759	\$628
45385	COLONOSCOPY FLEX; W/REMV LES-SNA	283	\$859	\$869
43249	UGI ENDO; W/BALLOON DILAT ESOPHA	273	\$756	\$768
43239	UGI ENDO; W/BX 1/MX	271	\$781	\$754
50590	LITHOTRIPSY XTRACORP SHOCK WAVE	204	\$753	\$1,514
45380	COLONOSCOPY FLEX; W/BX 1/MX	187	\$779	\$867
62311	INJ 1 NOT NEUROLYTIC-EPID; LUMB/	159	\$764	\$452
29881	SCOPE KNEE SURG;W/MENISCECT MED/	153	\$1,875	\$2,169
29877	SCOPE KNEE SURG; DEBRID/SHAVE CA	149	\$1,888	\$2,223
64721	NEUROPLASTY; MEDIAN @ CARPAL TUN	140	\$1,321	\$1,074
47563	LAPARSCPY SURG; CHOLECT W/CHOLAN	82	\$4,770	\$4,514
64483	INJ ANES EPIDURL; LUMB/SAC 1 LEV	81	\$574	\$597
20680	REMOVAL OF IMPLANT; DEEP	76	\$1,287	\$1,160
41899	UNLIST PROC DENTOALVEOL STRUCTUR	59	\$1,148	\$1,526
42820	T&A; UNDER AGE 12	59	\$943	\$1,110
29875	SCOPE KNEE; SYNOVECT LTD SEP PRO	48	\$1,874	\$2,232
25111	EXCISION OF GANGLION WRIST; PRIM	37	\$1,774	\$1,313

SOURCE: Utah Ambulatory Surgery Database
 Utah Health Data Committee/Office of Health Care Statistics

AMB ST 1-4

UTAH HOSPITAL AND FREESTANDING AMBULATORY SURGERY CENTER (FASC) UTILIZATION AND CHARGE PROFILE OF OUTPATIENT SURGERY, 2002
PROCEDURE APG CATEGORY, PROCEDURE APG

401 Central Utah Surgical Center

Procedure APG category	Procedure APG	TOTAL #	TOTAL # (ALL FASCs)
01	INTEGUMENTARY SYSTEM	147	3,253
	006 SIMPLE DEBRIDEMENT AND DESTRUCTION	16	121
	007 COMPLEX EXCISION, BIOPSY AND DEBRIDEMENT	44	650
	008 SIMPLE EXCISION AND BIOPSY	76	639
	009 COMPLEX SKIN REPAIRS INCL INTEGUMENT GRAFTS, TRANSFER & REARRANGE	6	778
	010 SIMPLE SKIN REPAIR	4	94
	011 SIMPLE INCISION AND EXCISION OF BREAST	1	478
02	MUSCULOSKELETAL SYSTEM	4,022	18,176
	021 COMPLEX MUSCULOSKELETAL PROCEDURES EXCLUDING HAND AND FOOT	410	1,983
	022 SIMPLE MUSCULOSKELETAL PROCEDURES EXCLUDING HAND AND FOOT	53	525
	023 COMPLEX HAND AND FOOT MUSCULOSKELETAL PROCEDURES	89	736
	024 SIMPLE HAND AND FOOT MUSCULOSKELETAL PROCEDURES	616	4,888
	025 ARTHROSCOPY	2,443	7,037
	029 CLOSED TREATMENT FX & DISLOCATION EXC FINGER, TOE & TRUNK	29	108
	030 OPEN OR PERCUTANEOUS TREATMENT OF FRACTURES	95	747
	031 BONE OR JOINT MANIPULATION UNDER ANESTHESIA	40	129
	032 BUNION PROCEDURES	84	1,163
	033 ARTHROPLASTY	23	142
	034 HAND AND FOOT TENOTOMY	1	60
	035 ARTHROCENTESIS AND LIGAMENT OR TENDON INJECTION	139	645
03	RESPIRATORY SYSTEM	286	3,574
	053 COMPLEX ENDOSCOPY OF THE UPPER AIRWAY	286	3,517
04	CARDIOVASCULAR SYSTEM	10	836
	079 REMOVAL AND REVISION OF PACEMAKER AND VASCULAR DEVICE	7	13
	080 MINOR VASCULAR REPAIR AND FISTULA CONSTRUCTION	2	21
	082 VASCULAR LIGATION	1	95
05	HEMATOLOGIC, LYMPHATIC, AND ENDOCRINE	18	181
	095 DEEP LYMPH STRUCTURE AND THYROID PROCEDURES	18	181
06	DIGESTIVE SYSTEM	3,520	32,087
	112 ESOPHAGEAL DILATION WITHOUT ENDOSCOPY	16	1,774
	113 ANOSCOPY WITH BIOPSY AND DIAGNOSTIC PROCTOSIGMOIDOSCOPY	33	209
	114 PROCTOSIGMOIDOSCOPY WITH EXCISION OR BIOPSY	10	126
	115 DIAGNOSTIC UPPER GI ENDOSCOPY OR INTUBATION	951	8,270
	116 THERAPEUTIC UPPER GI ENDOSCOPY OR INTUBATION	454	2,348
	117 LOWER GASTROINTESTINAL ENDOSCOPY	1,584	15,324
	119 HERNIA AND HYDROCELE PROCEDURES	225	1,240
	120 COMPLEX ANAL AND RECTAL PROCEDURES	16	259
	121 SIMPLE ANAL AND RECTAL PROCEDURES	4	58
	122 MISCELLANEOUS ABDOMINAL PROCEDURES	3	32
	123 COMPLEX LAPAROSCOPIC PROCEDURES	221	2,343
	124 SIMPLE LAPAROSCOPIC PROCEDURES	3	10
07	URINARY SYSTEM	445	1,533
	131 RENAL EXTRACORPOREAL SHOCK WAVE LITHOTRIPSY	211	698
	133 URINARY CATHETERIZATION AND DILATATION	2	18
	134 COMPLEX CYSTOURETHROSCOPY AND LITHOLAPAXY	100	306
	135 MODERATE CYSTOURETHROSCOPY	106	380

AMB ST 1-4

UTAH HOSPITAL AND FREESTANDING AMBULATORY SURGERY CENTER (FASC) UTILIZATION AND CHARGE PROFILE OF OUTPATIENT SURGERY, 2002
 PROCEDURE APG CATEGORY, PROCEDURE APG

401 Central Utah Surgical Center

procedure APG category	procedure APG	TOTAL #	TOTAL # (ALL FASCs)
	136 SIMPLE CYSTOURETHROSCOPY	15	105
	137 COMPLEX URETHRAL PROCEDURES	8	15
	138 SIMPLE URETHRAL PROCEDURES	3	11
08	MALE GENITAL SYSTEM	184	529
	151 TESTICULAR AND EPIDIDYMAL PROCEDURES	137	343
	152 INSERTION OF PENILE PROSTHESIS	4	5
	153 COMPLEX PENILE PROCEDURES	2	10
	154 SIMPLE PENILE PROCEDURES	40	147
	155 PROSTATE NEEDLE AND PUNCH BIOPSY	1	24
09	FEMALE GENITAL SYSTEM	73	1,720
	176 COMPLEX FEMALE REPRODUCTIVE PROCEDURES	11	132
	177 SIMPLE FEMALE REPRODUCTIVE PROCEDURES	36	465
	178 DILATION AND CURETTAGE	21	216
	179 HYSTEROSCOPY	5	741
10	NERVOUS SYSTEM	1,722	9,932
	195 NERVOUS SYSTEM INJECTIONS, STIMULATIONS OR CRANIAL TAP	1,203	7,518
	196 REVISION AND REMOVAL OF NEUROLOGICAL DEVICE	8	38
	197 NEUROSTIMULATOR AND VENTRICULAR SHUNT IMPLANTATION	31	96
	198 NERVE REPAIR AND DESTRUCTION	480	2,250
11	EYE AND OCULAR ADNEXA	1,578	16,937
	213 LASER EYE PROCEDURES	446	1,439
	214 CATARACT PROCEDURES	1,015	10,463
	215 COMPLEX ANTERIOR SEGMENT EYE PROCEDURES	19	953
	216 MODERATE ANTERIOR SEGMENT EYE PROCEDURES	43	669
	217 SIMPLE ANTERIOR SEGMENT EYE PROCEDURES	12	294
	219 SIMPLE POSTERIOR SEGMENT EYE PROCEDURES	1	79
	220 STRABISMUS AND MUSCLE EYE PROCEDURES	4	493
	221 COMPLEX REPAIR AND PLASTIC PROCEDURES OF EYE	26	1,529
	222 SIMPLE REPAIR AND PLASTIC PROCEDURES OF EYE	9	300
	223 VITRECTOMY	3	347
12	FACIAL, EAR, NOSE, MOUTH AND THROAT	557	15,405
	233 NASAL CAUTERIZATION AND PACKING	2	72
	234 COMPLEX FACIAL AND ENT PROCEDURES	114	2,878
	235 SIMPLE FACIAL AND ENT PROCEDURES	308	8,573
	236 TONSIL AND ADENOID PROCEDURES	133	3,882
13	THERAPUTIC AND OTHER RADIOLOGICAL PROCEDURES	78	675
	254 MYELOGRAPHY	78	437

SOURCE: Utah Ambulatory Surgery Database
 Utah Health Data Committee/Office of Health Care Statistics

AMB ST 1-5

UTAH HOSPITAL AND FREESTANDING AMBULATORY SURGERY CENTER (FASC) UTILIZATION AND CHARGE PROFILE OF OUTPATIENT SURGERY, 2002
 PROCEDURE APG CATEGORY, PROCEDURE APG, SINGLE APG ONLY

401 Central Utah Surgical Center

Procedure APG category	Procedure APG	TOTAL #	AVE TOT CHR	AVE TOT CHRG(ALL FASCs)
01	INTEGUMENTARY SYSTEM	44	\$1,226	\$1,167
	006 SIMPLE DEBRIDEMENT AND DESTRUCTION	2	\$1,034	\$1,072
	007 COMPLEX EXCISION, BIOPSY AND DEBRIDEMENT	13	\$1,360	\$1,167
	008 SIMPLE EXCISION AND BIOPSY	28	\$1,187	\$1,096
	009 COMPLEX SKIN REPAIRS INCL INTEGUMENT GRAFTS, TRANSFER & REARRAN	1	\$984	\$1,557
02	MUSCULOSKELETAL SYSTEM	1,082	\$1,893	\$1,770
	021 COMPLEX MUSCULOSKELETAL PROCEDURES EXCLUDING HAND AND FOOT	122	\$2,216	\$1,995
	022 SIMPLE MUSCULOSKELETAL PROCEDURES EXCLUDING HAND AND FOOT	27	\$1,621	\$1,331
	023 COMPLEX HAND AND FOOT MUSCULOSKELETAL PROCEDURES	20	\$2,203	\$1,805
	024 SIMPLE HAND AND FOOT MUSCULOSKELETAL PROCEDURES	251	\$1,514	\$1,276
	025 ARTHROSCOPY	495	\$2,130	\$2,340
	029 CLOSED TREATMENT FX & DISLOCATION EXC FINGER, TOE & TRUNK	15	\$1,144	\$1,354
	030 OPEN OR PERCUTANEOUS TREATMENT OF FRACTURES	54	\$1,992	\$1,720
	031 BONE OR JOINT MANIPULATION UNDER ANESTHESIA	15	\$732	\$880
	032 BUNION PROCEDURES	32	\$1,766	\$1,532
	033 ARTHROPLASTY	9	\$2,288	\$1,989
	035 ARTHROCENTESIS AND LIGAMENT OR TENDON INJECTION	42	\$1,028	\$659
03	RESPIRATORY SYSTEM	5	\$1,375	\$1,284
	053 COMPLEX ENDOSCOPY OF THE UPPER AIRWAY	5	\$1,375	\$1,351
04	CARDIOVASCULAR SYSTEM	9	\$1,872	\$1,526
	079 REMOVAL AND REVISION OF PACEMAKER AND VASCULAR DEVICE	6	\$1,974	\$1,369
	080 MINOR VASCULAR REPAIR AND FISTULA CONSTRUCTION	2	\$1,974	\$1,531
	082 VASCULAR LIGATION	1	\$1,054	\$1,638
05	HEMATOLOGIC, LYMPHATIC, AND ENDOCRINE	14	\$1,232	\$1,099
	095 DEEP LYMPH STRUCTURE AND THYROID PROCEDURES	14	\$1,232	\$1,099
06	DIGESTIVE SYSTEM	2,355	\$971	\$895
	112 ESOPHAGEAL DILATION WITHOUT ENDOSCOPY	7	\$760	\$590
	113 ANOSCOPY WITH BIOPSY AND DIAGNOSTIC PROCTOSIGMOIDOSCOPY	17	\$702	\$417
	114 PROCTOSIGMOIDOSCOPY WITH EXCISION OR BIOPSY	9	\$369	\$480
	115 DIAGNOSTIC UPPER GI ENDOSCOPY OR INTUBATION	615	\$769	\$716
	116 THERAPEUTIC UPPER GI ENDOSCOPY OR INTUBATION	313	\$761	\$761
	117 LOWER GASTROINTESTINAL ENDOSCOPY	1,197	\$802	\$811
	119 HERNIA AND HYDROCELE PROCEDURES	50	\$1,567	\$1,342
	120 COMPLEX ANAL AND RECTAL PROCEDURES	12	\$1,180	\$933
	121 SIMPLE ANAL AND RECTAL PROCEDURES	1	\$1,034	\$708
	122 MISCELLANEOUS ABDOMINAL PROCEDURES	1	\$683	\$895
	123 COMPLEX LAPAROSCOPIC PROCEDURES	133	\$3,760	\$2,238
07	URINARY SYSTEM	286	\$893	\$1,406
	131 RENAL EXTRACORPOREAL SHOCK WAVE LITHOTRIPSY	204	\$753	\$1,514
	134 COMPLEX CYSTOURETHROSCOPY AND LITHOLAPAXY	20	\$1,482	\$1,432
	135 MODERATE CYSTOURETHROSCOPY	46	\$1,252	\$1,174
	136 SIMPLE CYSTOURETHROSCOPY	9	\$802	\$856
	137 COMPLEX URETHRAL PROCEDURES	5	\$1,053	\$1,137
	138 SIMPLE URETHRAL PROCEDURES	2	\$991	\$972
08	MALE GENITAL SYSTEM	95	\$1,611	\$1,616
	151 TESTICULAR AND EPIDIDYMAL PROCEDURES	58	\$1,803	\$1,776

AMB ST 1-5

UTAH HOSPITAL AND FREESTANDING AMBULATORY SURGERY CENTER (FASC) UTILIZATION AND CHARGE PROFILE OF OUTPATIENT SURGERY, 2002
 PROCEDURE APG CATEGORY, PROCEDURE APG, SINGLE APG ONLY

401 Central Utah Surgical Center

procedure APG category	Procedure APG	TOTAL #	AVE TOT CHRGR	AVE TOT CHRGR(ALL FASCs)
	153 COMPLEX PENILE PROCEDURES	2	\$1,218	\$1,329
	154 SIMPLE PENILE PROCEDURES	35	\$1,314	\$1,096
09	FEMALE GENITAL SYSTEM	34	\$1,238	\$1,256
	176 COMPLEX FEMALE REPRODUCTIVE PROCEDURES	1	\$1,341	\$1,508
	177 SIMPLE FEMALE REPRODUCTIVE PROCEDURES	13	\$1,152	\$1,070
	178 DILATION AND CURETTAGE	17	\$1,227	\$975
	179 HYSTEROSCOPY	3	\$1,643	\$1,545
10	NERVOUS SYSTEM	531	\$924	\$707
	195 NERVOUS SYSTEM INJECTIONS, STIMULATIONS OR CRANIAL TAP	353	\$702	\$474
	196 REVISION AND REMOVAL OF NEUROLOGICAL DEVICE	2	\$1,034	\$1,434
	197 NEUROSTIMULATOR AND VENTRICULAR SHUNT IMPLANTATION	11	\$1,636	\$1,609
	198 NERVE REPAIR AND DESTRUCTION	165	\$1,352	\$1,209
11	EYE AND OCULAR ADNEXA	1,477	\$2,107	\$2,036
	213 LASER EYE PROCEDURES	440	\$597	\$603
	214 CATARACT PROCEDURES	991	\$2,772	\$2,211
	215 COMPLEX ANTERIOR SEGMENT EYE PROCEDURES	4	\$2,147	\$2,230
	216 MODERATE ANTERIOR SEGMENT EYE PROCEDURES	26	\$2,244	\$1,906
	217 SIMPLE ANTERIOR SEGMENT EYE PROCEDURES	6	\$1,948	\$1,679
	219 SIMPLE POSTERIOR SEGMENT EYE PROCEDURES	1	\$1,637	\$1,137
	221 COMPLEX REPAIR AND PLASTIC PROCEDURES OF EYE	8	\$2,404	\$1,626
	222 SIMPLE REPAIR AND PLASTIC PROCEDURES OF EYE	1	\$1,820	\$922
12	FACIAL, EAR, NOSE, MOUTH AND THROAT	206	\$1,134	\$1,218
	234 COMPLEX FACIAL AND ENT PROCEDURES	18	\$1,854	\$1,586
	235 SIMPLE FACIAL AND ENT PROCEDURES	99	\$1,175	\$1,253
	236 TONSIL AND ADENOID PROCEDURES	89	\$943	\$1,105
13	THERAPUTIC AND OTHER RADIOLOGICAL PROCEDURES	1	\$2,385	\$2,218
	254 MYELOGRAPHY	1	\$2,385	\$2,420

AMB ST 1-6

UTAH HOSPITAL AND FREESTANDING AMBULATORY SURGERY CENTER (FASC) UTILIZATION AND CHARGE PROFILE OF OUTPATIENT SURGERY, 2002
 NUMBER OF SELECTED AMBULATORY SURGERY PATIENT VISITS BY PATIENT PROFILE

401 Central Utah Surgical Center

Patient Profile	Patient Visits		Patient Visits-All FASCs	
	(#)	(%)	(#)	(%)
GENDER				
Female	4,771	51.9	42,484	55.7
Male	4,405	47.9	33,648	44.1
Unknown	14	0.2	37	0.0
Not Reported	0	0.0	113	0.1
AGE				
1-28 days	0	0.0	6	0.0
29-365 days	17	0.2	622	0.8
1-4 years	157	1.7	4,267	5.6
5-9	79	0.9	2,080	2.7
10-14	127	1.4	1,307	1.7
15-17	246	2.7	1,479	1.9
18-19	233	2.5	1,235	1.6
20-24	753	8.2	3,822	5.0
25-29	457	5.0	3,391	4.4
30-34	427	4.6	3,502	4.6
35-39	453	4.9	3,888	5.1
40-44	589	6.4	4,700	6.2
45-49	623	6.8	5,313	7.0
50-54	669	7.3	6,201	8.1
55-59	625	6.8	5,578	7.3
60-64	635	6.9	5,200	6.8
65-69	787	8.6	5,944	7.8
70-74	783	8.5	6,087	8.0
75-79	773	8.4	5,830	7.6
80-84	474	5.2	3,838	5.0
85-89	225	2.4	1,529	2.0
90 +	55	0.6	442	0.6
Not Reported	3	0.0	27	0.0
SOURCE OF ADMISSION				
Physician Referral	0	0.0	40,797	53.5
Clinic Referral	0	0.0	908	1.2
HMO Referral	0	0.0	7	0.0
Other Hospital	0	0.0	0	0.0
Skilled Nursing Facility	0	0.0	0	0.0
Other Health Care Facility	0	0.0	0	0.0
Emergency Room	0	0.0	0	0.0
Court/Law Enforcement	0	0.0	0	0.0
Unknown	0	0.0	10,364	13.6
Not Reported	9,190	100.0	24,206	31.7

(Continued)

AMB ST 1-6

UTAH HOSPITAL AND FREESTANDING AMBULATORY SURGERY CENTER (FASC) UTILIZATION AND CHARGE PROFILE OF OUTPATIENT SURGERY, 2002
 NUMBER OF SELECTED AMBULATORY SURGERY PATIENT VISITS BY PATIENT PROFILE

401 Central Utah Surgical Center

Patient Profile	Patient Visits		Patient Visits-All FASCs	
	(#)	(%)	(#)	(%)
DISCHARGE STATUS				
Home or Self Care	0	0.0	47,095	61.7
Another Hospital	0	0.0	48	0.1
Skilled Nursing Facility	0	0.0	1	0.0
Intermediate Care Facility	0	0.0	1	0.0
Another Type of Institution	0	0.0	0	0.0
Under Care of Home Service	0	0.0	0	0.0
Left Against Medical Advice	0	0.0	0	0.0
Under Care of Home IV Provider	0	0.0	0	0.0
Expired	0	0.0	0	0.0
Unknown	9,190	100.0	29,137	38.2
Not Reported	0	0.0	0	0.0
PRIMARY PAYER				
Medicare	3,061	33.3	22,504	29.5
Medicaid	170	1.8	3,997	5.2
Other government	68	0.7	1,076	1.4
Blue Cross/Blue Shield	1,370	14.9	13,587	17.8
Other Commercial	1,079	11.7	7,977	10.5
Managed Care(HMO, PPO)	2,796	30.4	23,119	30.3
Self Pay	200	2.2	1,608	2.1
Industrial & Worker Comp	383	4.2	1,739	2.3
Charity and Unclassified	0	0.0	30	0.0
Childrens Health Insurance	50	0.5	278	0.4
Unknown	1	0.0	65	0.1
Not Reported	12	0.1	302	0.4
LOCAL HEALTH DISTRICT OF PATIENT RESIDENCE				
Bear River	22	0.2	4,087	5.4
Central Utah	795	8.7	1,200	1.6
Davis County	24	0.3	9,018	11.8
Salt Lake County	197	2.1	27,192	35.6
Southeastern Utah	370	4.0	840	1.1
Southwest Utah	32	0.3	3,904	5.1
Summit County	25	0.3	1,267	1.7
Tooele County	24	0.3	1,117	1.5
Tri-County	77	0.8	402	0.5
Utah County	7,147	77.8	9,498	12.5
Wasatch County	176	1.9	443	0.6
Weber County	13	0.1	13,127	17.2
Unknown Utah	20	0.2	67	0.1
Outside Utah	226	2.5	3,913	5.1
Unknown, Not Reported	42	0.5	207	0.3

SOURCE: Utah Ambulatory Surgery Database,
 Utah Health Data Committee/Office of Health Care Statistics.

AMB ST 1-1

UTAH HOSPITAL AND FREESTANDING AMBULATORY SURGERY CENTER (FASC) UTILIZATION AND CHARGE PROFILE OF OUTPATIENT SURGERY, 2002
 NUMBER OF CPT-4 AND ICD-9 PROCEDURES BY SELECTED AMBULATORY SURGERY REPORTING CATEGORY

415 Davis Surgical Center

		Procedures Performed		Procedures Performed-All FASCs	
		(#)	(%)	(#)	(%)
Reporting Category(ICD-9-CM CODES)					
Mastectomy	(85.0-85.99)	.	.	43,262	100.0
Musculoskeletal	(76.0-84.99)	.	.	1,139	2.6
Respiratory	(30.0-34.99)	.	.	5,726	13.2
Cardiovascular	(35.0-39.99)	.	.	141	0.3
Lymphatic/Hemetic	(40.0-41.99)	.	.	345	0.8
Digestive System	(42.0-54.99)	.	.	83	0.2
Urinary	(55.0-59.99)	.	.	5,568	12.9
Male Genital	(60.0-64.99)	.	.	225	0.5
Female Genital	(65.0-71.99)	.	.	124	0.3
Endocrine/Nervous	(01.0-07.99)	.	.	1,231	2.8
Eye	(08.0-16.99)	.	.	2,392	5.5
Ear	(18.0-20.99)	.	.	13,466	31.1
Nose, Mouth, Pharynx	(21.0-29.99)	.	.	2,664	6.2
Other*		.	.	7,201	16.6
				2,957	6.8
Reporting Category(CPT-4 CODES)					
Mastectomy	(19120-19220)	7,818	100.0	120,225	100.0
Musculoskeletal	(20000-29909)	1	0.0	354	0.3
Respiratory	(30000-32999)	1,728	22.1	19,586	16.3
Cardiovascular (33010-37799 & 93501-93660)		810	10.4	7,772	6.5
Lymphatic/Hemetic	(38100-38999)	3	0.0	993	0.8
Diaphragm	(39501-39599)	9	0.1	158	0.1
Digestive System	(40490-49999)	0	0.0	0	0.0
Urinary	(50010-53899)	1,303	16.7	37,220	31.0
Male Genital	(54000-55899)	21	0.3	1,590	1.3
Female Genital	(56405-58999)	13	0.2	592	0.5
Endocrine/Nervous	(60000-64999)	1,197	15.3	3,271	2.7
Eye	(65091-68899)	315	4.0	10,396	8.6
Ear	(69000-69979)	1,104	14.1	16,971	14.1
Other*		699	8.9	4,327	3.6
		615	7.9	16,995	14.1

SOURCE: Utah Ambulatory Surgery Database

Utah Health Data Committee/Office of Health Care Statistics.

* Procedure falls outside reporting categories.

AMB ST 1-2

UTAH HOSPITAL AND FREESTANDING AMBULATORY SURGERY CENTER (FASC) UTILIZATION AND CHARGE PROFILE OF OUTPATIENT SURGERY, 2002
 MOST COMMONLY PERFORMED CPT-4 AND ICD-9 PROCEDURES

415 Davis Surgical Center

ICD-9 CODE	ICD-9 DESCRIPTION	#	%	% ALL FASCs
------------	-------------------	---	---	-------------

All ICD-9 Procedures

Does not report ICDs

CPT-4 CODE	CPT-4 DESCRIPTION	#	%	% ALL FASCs
All CPT-4 Procedures		7,818	100.0	100.0
66984	EXTRACAPSULAR CATARACT REMV IOL	711	9.1	8.48
69436	TYMPANOSTOMY GENERAL ANESTHESIA	530	6.8	2.80
58662	LAP SURG; W/FULG/EXCIS LES-OVARY	425	5.4	0.68
99070	SPL/MATL PROV-PHYS NOT USUL W/VI	401	5.1	3.15
58558	HYSTEROSCPY SURG; W/BX &/ POLYPE	340	4.3	0.50
42820	T&A; UNDER AGE 12	259	3.3	1.42
66821	DISCISSION 2ND CATARACT; LASER S	224	2.9	1.12
30520	SEPTOPLASTY/SUBMUCOS RES W/GFT	197	2.5	1.31
45378	COLONOSCOPY FLEX; DX-SEP PROC	188	2.4	6.16
30140	SUBMUCOS RES TURBINATE PART/CMPL	159	2.0	1.42
42826	TONSILLECTOMY PRIM/SEC; AGE 12/O	158	2.0	0.71
29881	SCOPE KNEE SURG;W/MENISCECT MED/	146	1.9	1.38
28296	HALLUX VALGUS; W/METATARSAL OSTE	140	1.8	0.52
31267	NASL/SINUS ENDO; W/TISS REMV MAX	138	1.8	0.70
28285	CORRECTION HAMMERTO	119	1.5	0.71
31254	NASAL/SINUS ENDO; W/PART ETHMOEC	117	1.5	0.36
64721	NEUROPLASTY; MEDIAN @ CARPAL TUN	94	1.2	0.92
29877	SCOPE KNEE SURG; DEBRID/SHAVE CA	88	1.1	1.09
62311	INJ 1 NOT NEUROLYTIC-EPID; LUMB/	88	1.1	1.76
31255	NASAL/SINUS ENDO; W/TOT ETHMOECT	77	1.0	0.73

SOURCE: Utah Ambulatory Surgery Database
 Utah Health Data Committee/Office of Health Care Statistics

AMB ST 1-3

UTAH HOSPITAL AND FREESTANDING AMBULATORY SURGERY CENTER (FASC) UTILIZATION AND CHARGE PROFILE OF OUTPATIENT SURGERY, 2002
 AVERAGE TOTAL CHARGES FOR MOST COMMONLY PERFORMED CPT-4 AND ICD-9 PROCEDURES, SINGLE ICD-9 OR CPT-4 ONLY

415 Davis Surgical Center

ICD-9 CODE	ICD-9 DESCRIPTION	#	AVE TOT CHR	AVE TOT CHR(ALL FASCs)
------------	-------------------	---	-------------	-------------------------

ICD-9 Procedures

Does not report ICDS

CPT-4 CODE	CPT-4 DESCRIPTION	#	AVE TOT CHR	AVE TOT CHR(ALL FASCs)
CPT-4 Procedures		3,255	\$1,762	\$1,364
66984	EXTRACAPSULAR CATARACT REMV IOL	694	\$2,588	\$2,205
66821	DISCISSION 2ND CATARACT; LASER S	212	\$556	\$601
42820	T&A; UNDER AGE 12	203	\$1,240	\$1,110
45378	COLONOSCOPY FLEX; DX-SEP PROC	161	\$632	\$784
42826	TONSILLECTOMY PRIM/SEC; AGE 12/O	108	\$1,240	\$1,102
58662	LAP SURG; W/FULG/EXCIS LES-OVARY	106	\$2,050	\$2,028
29881	SCOPE KNEE SURG;W/MENISCECT MED/	98	\$2,954	\$2,169
58558	HYSTEROSCPY SURG; W/BX &/ POLYPE	89	\$2,050	\$1,465
62311	INJ 1 NOT NEUROLYTIC-EPID; LUMB/	77	\$450	\$452
69436	TYMPANOSTOMY GENERAL ANESTHESIA	77	\$1,344	\$904
47563	LAPARSCPY SURG; CHOLECT W/CHOLAN	56	\$4,686	\$4,514
29877	SCOPE KNEE SURG; DEBRID/SHAVE CA	52	\$2,954	\$2,223
64721	NEUROPLASTY; MEDIAN @ CARPAL TUN	52	\$1,042	\$1,074
28296	HALLUX VALGUS; W/METATARSAL OSTE	48	\$1,715	\$1,543
43239	UGI ENDO; W/BX 1/MX	38	\$525	\$754
20680	REMOVAL OF IMPLANT; DEEP	33	\$1,325	\$1,160
30520	SEPTOPLASTY/SUBMUCOS RES W/GFT	33	\$1,240	\$1,340
21335	OPEN TX NASAL FX; W/OPEN TX SEPT	29	\$1,583	\$1,527
45385	COLONOSCOPY FLEX; W/REMV LES-SNA	28	\$685	\$869
49505	REPR INIT ING HERNIA 5YR/MORE; R	28	\$1,489	\$1,379

SOURCE: Utah Ambulatory Surgery Database
 Utah Health Data Committee/Office of Health Care Statistics

AMB ST 1-4

UTAH HOSPITAL AND FREESTANDING AMBULATORY SURGERY CENTER (FASC) UTILIZATION AND CHARGE PROFILE OF OUTPATIENT SURGERY, 2002
 PROCEDURE APG CATEGORY, PROCEDURE APG

415 Davis Surgical Center

Procedure APG category	Procedure APG	TOTAL #	TOTAL # (ALL FASCs)
01	INTEGUMENTARY SYSTEM	119	3,253
	003 COMPLEX INCISION AND DRAINAGE	3	32
	004 SIMPLE INCISION AND DRAINAGE	2	26
	006 SIMPLE DEBRIDEMENT AND DESTRUCTION	15	121
	007 COMPLEX EXCISION, BIOPSY AND DEBRIDEMENT	37	650
	008 SIMPLE EXCISION AND BIOPSY	52	639
	009 COMPLEX SKIN REPAIRS INCL INTEGUMENT GRAFTS, TRANSFER & REARRANGE	8	778
	010 SIMPLE SKIN REPAIR	1	94
	011 SIMPLE INCISION AND EXCISION OF BREAST	1	478
02	MUSCULOSKELETAL SYSTEM	1,581	18,176
	021 COMPLEX MUSCULOSKELETAL PROCEDURES EXCLUDING HAND AND FOOT	200	1,983
	022 SIMPLE MUSCULOSKELETAL PROCEDURES EXCLUDING HAND AND FOOT	49	525
	023 COMPLEX HAND AND FOOT MUSCULOSKELETAL PROCEDURES	91	736
	024 SIMPLE HAND AND FOOT MUSCULOSKELETAL PROCEDURES	426	4,888
	025 ARTHROSCOPY	512	7,037
	026 REPLACEMENT OF CAST	2	4
	029 CLOSED TREATMENT FX & DISLOCATION EXC FINGER, TOE & TRUNK	11	108
	030 OPEN OR PERCUTANEOUS TREATMENT OF FRACTURES	58	747
	031 BONE OR JOINT MANIPULATION UNDER ANESTHESIA	11	129
	032 BUNION PROCEDURES	181	1,163
	033 ARTHROPLASTY	7	142
	034 HAND AND FOOT TENOTOMY	7	60
	035 ARTHROCENTESIS AND LIGAMENT OR TENDON INJECTION	26	645
03	RESPIRATORY SYSTEM	418	3,574
	053 COMPLEX ENDOSCOPY OF THE UPPER AIRWAY	412	3,517
	054 SIMPLE ENDOSCOPY OF THE UPPER AIRWAY	6	30
04	CARDIOVASCULAR SYSTEM	1	836
	077 ANGIOPLASTY AND TRANSCATHETER PROCEDURES	1	509
05	HEMATOLOGIC, LYMPHATIC, AND ENDOCRINE	17	181
	095 DEEP LYMPH STRUCTURE AND THYROID PROCEDURES	17	181
06	DIGESTIVE SYSTEM	1,189	32,087
	112 ESOPHAGEAL DILATION WITHOUT ENDOSCOPY	4	1,774
	113 ANOSCOPY WITH BIOPSY AND DIAGNOSTIC PROCTOSIGMOIDOSCOPY	1	209
	114 PROCTOSIGMOIDOSCOPY WITH EXCISION OR BIOPSY	2	126
	115 DIAGNOSTIC UPPER GI ENDOSCOPY OR INTUBATION	95	8,270
	116 THERAPEUTIC UPPER GI ENDOSCOPY OR INTUBATION	18	2,348
	117 LOWER GASTROINTESTINAL ENDOSCOPY	255	15,324
	119 HERNIA AND HYDROCELE PROCEDURES	117	1,240
	120 COMPLEX ANAL AND RECTAL PROCEDURES	8	259
	121 SIMPLE ANAL AND RECTAL PROCEDURES	6	58
	123 COMPLEX LAPAROSCOPIC PROCEDURES	678	2,343
	124 SIMPLE LAPAROSCOPIC PROCEDURES	5	10
07	URINARY SYSTEM	18	1,533
	134 COMPLEX CYSTOURETHROSCOPY AND LITHOLAPAXY	8	306
	135 MODERATE CYSTOURETHROSCOPY	4	380
	136 SIMPLE CYSTOURETHROSCOPY	5	105

AMB ST 1-4

UTAH HOSPITAL AND FREESTANDING AMBULATORY SURGERY CENTER (FASC) UTILIZATION AND CHARGE PROFILE OF OUTPATIENT SURGERY, 2002
 PROCEDURE APG CATEGORY, PROCEDURE APG

415 Davis Surgical Center

procedure APG category	procedure APG	TOTAL #	TOTAL # (ALL FASCs)
	138 SIMPLE URETHRAL PROCEDURES	1	11
08	MALE GENITAL SYSTEM	12	529
	151 TESTICULAR AND EPIDIDYMAL PROCEDURES	7	343
	154 SIMPLE PENILE PROCEDURES	5	147
09	FEMALE GENITAL SYSTEM	611	1,720
	173 TREATMENT OF SPONTANEOUS ABORTION	2	105
	176 COMPLEX FEMALE REPRODUCTIVE PROCEDURES	31	132
	177 SIMPLE FEMALE REPRODUCTIVE PROCEDURES	144	465
	178 DILATION AND CURETTAGE	36	216
	179 HYSTEROSCOPY	373	741
	180 COLPOSCOPY	25	61
10	NERVOUS SYSTEM	292	9,932
	195 NERVOUS SYSTEM INJECTIONS, STIMULATIONS OR CRANIAL TAP	128	7,518
	198 NERVE REPAIR AND DESTRUCTION	164	2,250
11	EYE AND OCULAR ADNEXA	1,100	16,937
	211 MINOR OPHTHALMOLOGICAL TESTS AND PROCEDURES	7	210
	213 LASER EYE PROCEDURES	233	1,439
	214 CATARACT PROCEDURES	725	10,463
	215 COMPLEX ANTERIOR SEGMENT EYE PROCEDURES	31	953
	216 MODERATE ANTERIOR SEGMENT EYE PROCEDURES	27	669
	217 SIMPLE ANTERIOR SEGMENT EYE PROCEDURES	12	294
	220 STRABISMUS AND MUSCLE EYE PROCEDURES	22	493
	221 COMPLEX REPAIR AND PLASTIC PROCEDURES OF EYE	22	1,529
	222 SIMPLE REPAIR AND PLASTIC PROCEDURES OF EYE	15	300
	223 VITRECTOMY	6	347
12	FACIAL, EAR, NOSE, MOUTH AND THROAT	1,768	15,405
	233 NASAL CAUTERIZATION AND PACKING	5	72
	234 COMPLEX FACIAL AND ENT PROCEDURES	413	2,878
	235 SIMPLE FACIAL AND ENT PROCEDURES	804	8,573
	236 TONSIL AND ADENOID PROCEDURES	546	3,882
13	THERAPUTIC AND OTHER RADIOLOGICAL PROCEDURES	41	675
	254 MYELOGRAPHY	23	437
	255 MISCELLANEOUS RADIOLOGICAL PROCEDURES WITH CONTRAST	18	77

AMB ST 1-5

UTAH HOSPITAL AND FREESTANDING AMBULATORY SURGERY CENTER (FASC) UTILIZATION AND CHARGE PROFILE OF OUTPATIENT SURGERY, 2002
 PROCEDURE APG CATEGORY, PROCEDURE APG, SINGLE APG ONLY

415 Davis Surgical Center

Procedure APG category	Procedure APG	TOTAL #	AVE TOT CHRGR	AVE TOT CHRGR(ALL FASCs)
01	INTEGUMENTARY SYSTEM	33	\$1,188	\$1,167
	003 COMPLEX INCISION AND DRAINAGE	3	\$1,278	\$957
	004 SIMPLE INCISION AND DRAINAGE	2	\$1,217	\$1,067
	007 COMPLEX EXCISION, BIOPSY AND DEBRIDEMENT	13	\$1,442	\$1,167
	008 SIMPLE EXCISION AND BIOPSY	15	\$945	\$1,096
02	MUSCULOSKELETAL SYSTEM	589	\$2,140	\$1,770
	021 COMPLEX MUSCULOSKELETAL PROCEDURES EXCLUDING HAND AND FOOT	54	\$1,910	\$1,995
	022 SIMPLE MUSCULOSKELETAL PROCEDURES EXCLUDING HAND AND FOOT	23	\$1,589	\$1,331
	023 COMPLEX HAND AND FOOT MUSCULOSKELETAL PROCEDURES	23	\$1,661	\$1,805
	024 SIMPLE HAND AND FOOT MUSCULOSKELETAL PROCEDURES	159	\$1,406	\$1,276
	025 ARTHROSCOPY	241	\$2,975	\$2,340
	029 CLOSED TREATMENT FX & DISLOCATION EXC FINGER, TOE & TRUNK	3	\$1,259	\$1,354
	030 OPEN OR PERCUTANEOUS TREATMENT OF FRACTURES	20	\$1,753	\$1,720
	031 BONE OR JOINT MANIPULATION UNDER ANESTHESIA	9	\$939	\$880
	032 BUNION PROCEDURES	51	\$1,707	\$1,532
	033 ARTHROPLASTY	3	\$1,975	\$1,989
	035 ARTHROCENTESIS AND LIGAMENT OR TENDON INJECTION	3	\$517	\$659
03	RESPIRATORY SYSTEM	21	\$1,529	\$1,284
	053 COMPLEX ENDOSCOPY OF THE UPPER AIRWAY	21	\$1,529	\$1,351
05	HEMATOLOGIC, LYMPHATIC, AND ENDOCRINE	11	\$1,419	\$1,099
	095 DEEP LYMPH STRUCTURE AND THYROID PROCEDURES	11	\$1,419	\$1,099
06	DIGESTIVE SYSTEM	620	\$1,616	\$895
	114 PROCTOSIGMOIDOSCOPY WITH EXCISION OR BIOPSY	1	\$900	\$480
	115 DIAGNOSTIC UPPER GI ENDOSCOPY OR INTUBATION	63	\$538	\$716
	116 THERAPEUTIC UPPER GI ENDOSCOPY OR INTUBATION	11	\$623	\$761
	117 LOWER GASTROINTESTINAL ENDOSCOPY	224	\$697	\$811
	119 HERNIA AND HYDROCELE PROCEDURES	43	\$1,480	\$1,342
	120 COMPLEX ANAL AND RECTAL PROCEDURES	8	\$1,246	\$933
	121 SIMPLE ANAL AND RECTAL PROCEDURES	3	\$957	\$708
	123 COMPLEX LAPAROSCOPIC PROCEDURES	267	\$2,725	\$2,238
07	URINARY SYSTEM	4	\$1,317	\$1,406
	134 COMPLEX CYSTOURETHROSCOPY AND LITHOLAPAXY	2	\$1,484	\$1,432
	135 MODERATE CYSTOURETHROSCOPY	2	\$1,150	\$1,174
08	MALE GENITAL SYSTEM	7	\$1,504	\$1,616
	151 TESTICULAR AND EPIDIDYMAL PROCEDURES	3	\$2,660	\$1,776
	154 SIMPLE PENILE PROCEDURES	4	\$638	\$1,096
09	FEMALE GENITAL SYSTEM	195	\$1,571	\$1,256
	176 COMPLEX FEMALE REPRODUCTIVE PROCEDURES	10	\$1,528	\$1,508
	177 SIMPLE FEMALE REPRODUCTIVE PROCEDURES	56	\$1,087	\$1,070
	178 DILATION AND CURETTAGE	18	\$1,041	\$975
	179 HYSTEROSCOPY	94	\$2,073	\$1,545
	180 COLPOSCOPY	17	\$975	\$1,090
10	NERVOUS SYSTEM	153	\$780	\$707
	195 NERVOUS SYSTEM INJECTIONS, STIMULATIONS OR CRANIAL TAP	85	\$452	\$474
	198 NERVE REPAIR AND DESTRUCTION	68	\$1,189	\$1,209
11	EYE AND OCULAR ADNEXA	990	\$2,081	\$2,036

AMB ST 1-5

UTAH HOSPITAL AND FREESTANDING AMBULATORY SURGERY CENTER (FASC) UTILIZATION AND CHARGE PROFILE OF OUTPATIENT SURGERY, 2002
 PROCEDURE APG CATEGORY, PROCEDURE APG, SINGLE APG ONLY

415 Davis Surgical Center

procedure APG category	Procedure APG	TOTAL #	AVE TOT CHRG	AVE TOT CHRG(ALL FASCs)
	211 MINOR OPHTHALMOLOGICAL TESTS AND PROCEDURES	5	\$1,488	\$2,697
	213 LASER EYE PROCEDURES	218	\$570	\$603
	214 CATARACT PROCEDURES	701	\$2,588	\$2,211
	215 COMPLEX ANTERIOR SEGMENT EYE PROCEDURES	17	\$1,532	\$2,230
	216 MODERATE ANTERIOR SEGMENT EYE PROCEDURES	10	\$1,582	\$1,906
	217 SIMPLE ANTERIOR SEGMENT EYE PROCEDURES	9	\$1,411	\$1,679
	220 STRABISMUS AND MUSCLE EYE PROCEDURES	7	\$2,471	\$2,523
	221 COMPLEX REPAIR AND PLASTIC PROCEDURES OF EYE	19	\$1,959	\$1,626
	222 SIMPLE REPAIR AND PLASTIC PROCEDURES OF EYE	4	\$1,296	\$922
12	FACIAL, EAR, NOSE, MOUTH AND THROAT	594	\$1,360	\$1,218
	233 NASAL CAUTERIZATION AND PACKING	1	\$957	\$1,287
	234 COMPLEX FACIAL AND ENT PROCEDURES	135	\$1,753	\$1,586
	235 SIMPLE FACIAL AND ENT PROCEDURES	109	\$1,316	\$1,253
	236 TONSIL AND ADENOID PROCEDURES	349	\$1,223	\$1,105

AMB ST 1-6

UTAH HOSPITAL AND FREESTANDING AMBULATORY SURGERY CENTER (FASC) UTILIZATION AND CHARGE PROFILE OF OUTPATIENT SURGERY, 2002
 NUMBER OF SELECTED AMBULATORY SURGERY PATIENT VISITS BY PATIENT PROFILE

415 Davis Surgical Center

Patient Profile	Patient Visits		Patient Visits-All FASCs	
	(#)	(%)	(#)	(%)
GENDER				
Female	3,068	60.5	42,484	55.7
Male	1,994	39.3	33,648	44.1
Unknown	9	0.2	37	0.0
Not Reported	0	0.0	113	0.1
AGE				
1-28 days	0	0.0	6	0.0
29-365 days	81	1.6	622	0.8
1-4 years	383	7.6	4,267	5.6
5-9	236	4.7	2,080	2.7
10-14	158	3.1	1,307	1.7
15-17	172	3.4	1,479	1.9
18-19	115	2.3	1,235	1.6
20-24	393	7.7	3,822	5.0
25-29	300	5.9	3,391	4.4
30-34	314	6.2	3,502	4.6
35-39	329	6.5	3,888	5.1
40-44	272	5.4	4,700	6.2
45-49	342	6.7	5,313	7.0
50-54	369	7.3	6,201	8.1
55-59	264	5.2	5,578	7.3
60-64	252	5.0	5,200	6.8
65-69	252	5.0	5,944	7.8
70-74	287	5.7	6,087	8.0
75-79	265	5.2	5,830	7.6
80-84	183	3.6	3,838	5.0
85-89	75	1.5	1,529	2.0
90 +	18	0.4	442	0.6
Not Reported	11	0.2	27	0.0
SOURCE OF ADMISSION				
Physician Referral	4,847	95.6	40,797	53.5
Clinic Referral	0	0.0	908	1.2
HMO Referral	0	0.0	7	0.0
Other Hospital	0	0.0	0	0.0
Skilled Nursing Facility	0	0.0	0	0.0
Other Health Care Facility	0	0.0	0	0.0
Emergency Room	0	0.0	0	0.0
Court/Law Enforcement	0	0.0	0	0.0
Unknown	0	0.0	10,364	13.6
Not Reported	224	4.4	24,206	31.7

(Continued)

AMB ST 1-6

UTAH HOSPITAL AND FREESTANDING AMBULATORY SURGERY CENTER (FASC) UTILIZATION AND CHARGE PROFILE OF OUTPATIENT SURGERY, 2002
 NUMBER OF SELECTED AMBULATORY SURGERY PATIENT VISITS BY PATIENT PROFILE

415 Davis Surgical Center

Patient Profile	Patient Visits		Patient Visits-All FASCs	
	(#)	(%)	(#)	(%)
DISCHARGE STATUS				
Home or Self Care	4,930	97.2	47,095	61.7
Another Hospital	13	0.3	48	0.1
Skilled Nursing Facility	1	0.0	1	0.0
Intermediate Care Facility	0	0.0	1	0.0
Another Type of Institution	0	0.0	0	0.0
Under Care of Home Service	0	0.0	0	0.0
Left Against Medical Advice	0	0.0	0	0.0
Under Care of Home IV Provider	0	0.0	0	0.0
Expired	0	0.0	0	0.0
Unknown	127	2.5	29,137	38.2
Not Reported	0	0.0	0	0.0
PRIMARY PAYER				
Medicare	1,022	20.2	22,504	29.5
Medicaid	370	7.3	3,997	5.2
Other government	237	4.7	1,076	1.4
Blue Cross/Blue Shield	861	17.0	13,587	17.8
Other Commercial	117	2.3	7,977	10.5
Managed Care(HMO, PPO)	2,179	43.0	23,119	30.3
Self Pay	40	0.8	1,608	2.1
Industrial & Worker Comp	94	1.9	1,739	2.3
Charity and Unclassified	0	0.0	30	0.0
Childrens Health Insurance	128	2.5	278	0.4
Unknown	0	0.0	65	0.1
Not Reported	23	0.5	302	0.4
LOCAL HEALTH DISTRICT OF PATIENT RESIDENCE				
Bear River	60	1.2	4,087	5.4
Central Utah	6	0.1	1,200	1.6
Davis County	3,776	74.5	9,018	11.8
Salt Lake County	119	2.3	27,192	35.6
Southeastern Utah	0	0.0	840	1.1
Southwest Utah	4	0.1	3,904	5.1
Summit County	3	0.1	1,267	1.7
Tooele County	3	0.1	1,117	1.5
Tri-County	6	0.1	402	0.5
Utah County	20	0.4	9,498	12.5
Wasatch County	3	0.1	443	0.6
Weber County	892	17.6	13,127	17.2
Unknown Utah	2	0.0	67	0.1
Outside Utah	82	1.6	3,913	5.1
Unknown, Not Reported	95	1.9	207	0.3

SOURCE: Utah Ambulatory Surgery Database,
 Utah Health Data Committee/Office of Health Care Statistics.

AMB ST 1-1

UTAH HOSPITAL AND FREESTANDING AMBULATORY SURGERY CENTER (FASC) UTILIZATION AND CHARGE PROFILE OF OUTPATIENT SURGERY, 2002
 NUMBER OF CPT-4 AND ICD-9 PROCEDURES BY SELECTED AMBULATORY SURGERY REPORTING CATEGORY

418 Healthsouth Park City Surgical Center

		Procedures Performed		Procedures Performed-All FASCs	
		(#)	(%)	(#)	(%)
Reporting Category(ICD-9-CM CODES)					
Mastectomy	(85.0-85.99)	.	.	43,262	100.0
Musculoskeletal	(76.0-84.99)	.	.	1,139	2.6
Respiratory	(30.0-34.99)	.	.	5,726	13.2
Cardiovascular	(35.0-39.99)	.	.	141	0.3
Lymphatic/Hemetic	(40.0-41.99)	.	.	345	0.8
Digestive System	(42.0-54.99)	.	.	83	0.2
Urinary	(55.0-59.99)	.	.	5,568	12.9
Male Genital	(60.0-64.99)	.	.	225	0.5
Female Genital	(65.0-71.99)	.	.	124	0.3
Endocrine/Nervous	(01.0-07.99)	.	.	1,231	2.8
Eye	(08.0-16.99)	.	.	2,392	5.5
Ear	(18.0-20.99)	.	.	13,466	31.1
Nose, Mouth, Pharynx	(21.0-29.99)	.	.	2,664	6.2
Other*		.	.	7,201	16.6
				2,957	6.8
Reporting Category(CPT-4 CODES)					
Mastectomy	(19120-19220)	1,667	100.0	120,225	100.0
Musculoskeletal	(20000-29909)	2	0.1	354	0.3
Respiratory	(30000-32999)	790	47.4	19,586	16.3
Cardiovascular (33010-37799 & 93501-93660)		129	7.7	7,772	6.5
Lymphatic/Hemetic	(38100-38999)	2	0.1	993	0.8
Diaphragm	(39501-39599)	1	0.1	158	0.1
Digestive System	(40490-49999)	0	0.0	0	0.0
Urinary	(50010-53899)	106	6.4	37,220	31.0
Male Genital	(54000-55899)	0	0.0	1,590	1.3
Female Genital	(56405-58999)	0	0.0	592	0.5
Endocrine/Nervous	(60000-64999)	31	1.9	3,271	2.7
Eye	(65091-68899)	269	16.1	10,396	8.6
Ear	(69000-69979)	18	1.1	16,971	14.1
Other*		36	2.2	4,327	3.6
		283	17.0	16,995	14.1

SOURCE: Utah Ambulatory Surgery Database

Utah Health Data Committee/Office of Health Care Statistics.

* Procedure falls outside reporting categories.

AMB ST 1-2
 UTAH HOSPITAL AND FREESTANDING AMBULATORY SURGERY CENTER (FASC) UTILIZATION AND CHARGE PROFILE OF OUTPATIENT SURGERY, 2002
 MOST COMMONLY PERFORMED CPT-4 AND ICD-9 PROCEDURES

418 Healthsouth Park City Surgical Center

ICD-9 CODE	ICD-9 DESCRIPTION	#	%	% ALL FASCs
------------	-------------------	---	---	-------------

All ICD-9 Procedures

Does not report ICDs

CPT-4 CODE	CPT-4 DESCRIPTION	#	%	% ALL FASCs
All CPT-4 Procedures		1,667	100.0	100.0
L8699	PROSTHETIC IMPLANT NOS	135	8.1	0.12
29881	SCOPE KNEE SURG;W/MENISCECT MED/	111	6.7	1.38
29877	SCOPE KNEE SURG; DEBRID/SHAVE CA	95	5.7	1.09
29888	ARTHSCPY AIDED ACL REPR/AUG/RECO	69	4.1	0.46
29879	SCOPE KNEE SURG; ABRASION ARTHPL	60	3.6	0.14
62311	INJ 1 NOT NEUROLYTIC-EPID; LUMB/	44	2.6	1.76
20680	REMOVAL OF IMPLANT; DEEP	40	2.4	0.67
30520	SEPTOPLASTY/SUBMUCOS RES W/GFT	39	2.3	1.31
29826	SCOPE SHOULDER; DECOMP SUBACROM	36	2.2	0.60
64472	INJ ANES FACET JT; CERV/THOR-EA	36	2.2	0.56
30140	SUBMUCOS RES TURBINATE PART/CMPL	33	2.0	1.42
69436	TYMPANOSTOMY GENERAL ANESTHESIA	32	1.9	2.80
27425	LATERAL RETINACULAR RELEASE OPEN	27	1.6	0.28
64476	INJ ANES FACET JT; LUMB/SAC-EA A	26	1.6	0.71
29880	SCOPE KNEE SURG;W/MENISCECT MED&	24	1.4	0.34
29875	SCOPE KNEE; SYNOVECT LTD SEP PRO	23	1.4	0.23
99999	99999	23	1.4	0.04
45385	COLONOSCOPY FLEX; W/REMV LES-SNA	22	1.3	1.94
76005	FLURO GUID NEEDLE-SPINE INJ PRO	22	1.3	1.48
29848	ENDO WRST SURG REL TRNS CARP LIG	21	1.3	0.24

SOURCE: Utah Ambulatory Surgery Database
 Utah Health Data Committee/Office of Health Care Statistics

AMB ST 1-3

UTAH HOSPITAL AND FREESTANDING AMBULATORY SURGERY CENTER (FASC) UTILIZATION AND CHARGE PROFILE OF OUTPATIENT SURGERY, 2002
 AVERAGE TOTAL CHARGES FOR MOST COMMONLY PERFORMED CPT-4 AND ICD-9 PROCEDURES, SINGLE ICD-9 OR CPT-4 ONLY

418 Healthsouth Park City Surgical Center

ICD-9 CODE	ICD-9 DESCRIPTION	#	AVE TOT CHR	AVE TOT CHR(ALL FASCs)
------------	-------------------	---	-------------	-------------------------

ICD-9 Procedures

Does not report ICDS

CPT-4 CODE	CPT-4 DESCRIPTION	#	AVE TOT CHR	AVE TOT CHR(ALL FASCs)
CPT-4 Procedures		419	\$2,556	\$1,364
29881	SCOPE KNEE SURG;W/MENISCECT MED/	44	\$3,538	\$2,169
29877	SCOPE KNEE SURG; DEBRID/SHAVE CA	27	\$3,536	\$2,223
45385	COLONOSCOPY FLEX; W/REMV LES-SNA	19	\$1,538	\$869
62311	INJ 1 NOT NEUROLYTIC-EPID; LUMB/	19	\$2,049	\$452
29848	ENDO WRST SURG REL TRNS CARP LIG	18	\$1,777	\$1,518
69436	TYMPANOSTOMY GENERAL ANESTHESIA	18	\$1,322	\$904
20680	REMOVAL OF IMPLANT; DEEP	15	\$2,122	\$1,160
45378	COLONOSCOPY FLEX; DX-SEP PROC	15	\$1,203	\$784
42820	T&A; UNDER AGE 12	12	\$2,466	\$1,110
45380	COLONOSCOPY FLEX; W/BX 1/MX	12	\$1,204	\$867
29826	SCOPE SHOULDER; DECOMP SUBACROM	11	\$4,518	\$3,556
58563	HYSTEROSC SURG; W/ENDOMETRIAL AB	10	\$3,108	\$2,076
29879	SCOPE KNEE SURG; ABRASION ARTHPL	9	\$3,516	\$2,917
29875	SCOPE KNEE; SYNOVECT LTD SEP PRO	8	\$3,518	\$2,232
29880	SCOPE KNEE SURG;W/MENISCECT MED&	8	\$3,518	\$2,164
62310	INJ 1 NOT NEUROLYTIC-EPID;CERV/T	7	\$1,050	\$465
29876	SCOPE KNEE SURG; SYNOVECTOMY MAJ	6	\$3,500	\$2,628
64483	INJ ANES EPIDURL; LUMB/SAC 1 LEV	6	\$1,750	\$597
29823	SCOPE SHOULDER SURGICAL; DEBRID	5	\$3,500	\$3,137
25111	EXCISION OF GANGLION WRIST; PRIM	4	\$1,768	\$1,313

SOURCE: Utah Ambulatory Surgery Database
 Utah Health Data Committee/Office of Health Care Statistics

AMB ST 1-4

UTAH HOSPITAL AND FREESTANDING AMBULATORY SURGERY CENTER (FASC) UTILIZATION AND CHARGE PROFILE OF OUTPATIENT SURGERY, 2002
 PROCEDURE APG CATEGORY, PROCEDURE APG

418 Healthsouth Park City Surgical Center

Procedure APG category	Procedure APG	TOTAL #	TOTAL # (ALL FASCs)
01	INTEGUMENTARY SYSTEM	54	3,253
	003 COMPLEX INCISION AND DRAINAGE	1	32
	006 SIMPLE DEBRIDEMENT AND DESTRUCTION	3	121
	007 COMPLEX EXCISION, BIOPSY AND DEBRIDEMENT	10	650
	008 SIMPLE EXCISION AND BIOPSY	4	639
	009 COMPLEX SKIN REPAIRS INCL INTEGUMENT GRAFTS, TRANSFER & REARRANGE	29	778
	011 SIMPLE INCISION AND EXCISION OF BREAST	3	478
	012 BREAST RECONSTRUCTION AND MASTECTOMY	4	371
02	MUSCULOSKELETAL SYSTEM	765	18,176
	021 COMPLEX MUSCULOSKELETAL PROCEDURES EXCLUDING HAND AND FOOT	73	1,983
	022 SIMPLE MUSCULOSKELETAL PROCEDURES EXCLUDING HAND AND FOOT	16	525
	023 COMPLEX HAND AND FOOT MUSCULOSKELETAL PROCEDURES	5	736
	024 SIMPLE HAND AND FOOT MUSCULOSKELETAL PROCEDURES	76	4,888
	025 ARTHROSCOPY	549	7,037
	029 CLOSED TREATMENT FX & DISLOCATION EXC FINGER, TOE & TRUNK	4	108
	030 OPEN OR PERCUTANEOUS TREATMENT OF FRACTURES	20	747
	031 BONE OR JOINT MANIPULATION UNDER ANESTHESIA	3	129
	032 BUNION PROCEDURES	12	1,163
	033 ARTHROPLASTY	1	142
	034 HAND AND FOOT TENOTOMY	1	60
	035 ARTHROCENTESIS AND LIGAMENT OR TENDON INJECTION	5	645
03	RESPIRATORY SYSTEM	33	3,574
	053 COMPLEX ENDOSCOPY OF THE UPPER AIRWAY	33	3,517
04	CARDIOVASCULAR SYSTEM	2	836
	082 VASCULAR LIGATION	2	95
05	HEMATOLOGIC, LYMPHATIC, AND ENDOCRINE	2	181
	095 DEEP LYMPH STRUCTURE AND THYROID PROCEDURES	2	181
06	DIGESTIVE SYSTEM	71	32,087
	115 DIAGNOSTIC UPPER GI ENDOSCOPY OR INTUBATION	8	8,270
	117 LOWER GASTROINTESTINAL ENDOSCOPY	55	15,324
	119 HERNIA AND HYDROCELE PROCEDURES	7	1,240
	123 COMPLEX LAPAROSCOPIC PROCEDURES	1	2,343
09	FEMALE GENITAL SYSTEM	31	1,720
	178 DILATION AND CURETTAGE	8	216
	179 HYSTEROSCOPY	11	741
	180 COLPOSCOPY	12	61
10	NERVOUS SYSTEM	242	9,932
	195 NERVOUS SYSTEM INJECTIONS, STIMULATIONS OR CRANIAL TAP	202	7,518
	196 REVISION AND REMOVAL OF NEUROLOGICAL DEVICE	3	38
	197 NEUROSTIMULATOR AND VENTRICULAR SHUNT IMPLANTATION	19	96
	198 NERVE REPAIR AND DESTRUCTION	18	2,250
11	EYE AND OCULAR ADNEXA	18	16,937
	221 COMPLEX REPAIR AND PLASTIC PROCEDURES OF EYE	18	1,529
12	FACIAL, EAR, NOSE, MOUTH AND THROAT	174	15,405
	234 COMPLEX FACIAL AND ENT PROCEDURES	58	2,878
	235 SIMPLE FACIAL AND ENT PROCEDURES	86	8,573

AMB ST 1-4

UTAH HOSPITAL AND FREESTANDING AMBULATORY SURGERY CENTER (FASC) UTILIZATION AND CHARGE PROFILE OF OUTPATIENT SURGERY, 2002
 PROCEDURE APG CATEGORY, PROCEDURE APG

418 Healthsouth Park City Surgical Center

procedure APG category	procedure APG	TOTAL #	TOTAL # (ALL FASCs)
	236 TONSIL AND ADENOID PROCEDURES	30	3,882
13	THERAPUTIC AND OTHER RADIOLOGICAL PROCEDURES	15	675
	254 MYELOGRAPHY	15	437

AMB ST 1-5

UTAH HOSPITAL AND FREESTANDING AMBULATORY SURGERY CENTER (FASC) UTILIZATION AND CHARGE PROFILE OF OUTPATIENT SURGERY, 2002
 PROCEDURE APG CATEGORY, PROCEDURE APG, SINGLE APG ONLY

418 Healthsouth Park City Surgical Center

Procedure APG category	Procedure APG	TOTAL #	AVE TOT CHR	AVE TOT CHR(ALL FASCs)
01	INTEGUMENTARY SYSTEM	9	\$1,983	\$1,167
	007 COMPLEX EXCISION, BIOPSY AND DEBRIDEMENT	6	\$2,051	\$1,167
	008 SIMPLE EXCISION AND BIOPSY	2	\$1,680	\$1,096
	011 SIMPLE INCISION AND EXCISION OF BREAST	1	\$2,184	\$1,032
02	MUSCULOSKELETAL SYSTEM	215	\$3,079	\$1,770
	021 COMPLEX MUSCULOSKELETAL PROCEDURES EXCLUDING HAND AND FOOT	12	\$3,319	\$1,995
	022 SIMPLE MUSCULOSKELETAL PROCEDURES EXCLUDING HAND AND FOOT	5	\$2,590	\$1,331
	023 COMPLEX HAND AND FOOT MUSCULOSKELETAL PROCEDURES	1	\$3,500	\$1,805
	024 SIMPLE HAND AND FOOT MUSCULOSKELETAL PROCEDURES	35	\$2,220	\$1,276
	025 ARTHROSCOPY	148	\$3,334	\$2,340
	029 CLOSED TREATMENT FX & DISLOCATION EXC FINGER, TOE & TRUNK	2	\$1,468	\$1,354
	030 OPEN OR PERCUTANEOUS TREATMENT OF FRACTURES	4	\$2,625	\$1,720
	031 BONE OR JOINT MANIPULATION UNDER ANESTHESIA	3	\$1,750	\$880
	032 BUNION PROCEDURES	4	\$3,528	\$1,532
	035 ARTHROCENTESIS AND LIGAMENT OR TENDON INJECTION	1	\$1,750	\$659
03	RESPIRATORY SYSTEM	6	\$1,637	\$1,284
	053 COMPLEX ENDOSCOPY OF THE UPPER AIRWAY	6	\$1,637	\$1,351
04	CARDIOVASCULAR SYSTEM	1	\$1,777	\$1,526
	082 VASCULAR LIGATION	1	\$1,777	\$1,638
05	HEMATOLOGIC, LYMPHATIC, AND ENDOCRINE	1	\$2,450	\$1,099
	095 DEEP LYMPH STRUCTURE AND THYROID PROCEDURES	1	\$2,450	\$1,099
06	DIGESTIVE SYSTEM	58	\$1,582	\$895
	115 DIAGNOSTIC UPPER GI ENDOSCOPY OR INTUBATION	5	\$1,182	\$716
	117 LOWER GASTROINTESTINAL ENDOSCOPY	47	\$1,343	\$811
	119 HERNIA AND HYDROCELE PROCEDURES	5	\$3,710	\$1,342
	123 COMPLEX LAPAROSCOPIC PROCEDURES	1	\$4,200	\$2,238
09	FEMALE GENITAL SYSTEM	12	\$2,994	\$1,256
	178 DILATION AND CURETTAGE	1	\$1,400	\$975
	179 HYSTEROSCOPY	10	\$3,108	\$1,545
	180 COLPOSCOPY	1	\$3,450	\$1,090
10	NERVOUS SYSTEM	43	\$1,850	\$707
	195 NERVOUS SYSTEM INJECTIONS, STIMULATIONS OR CRANIAL TAP	36	\$1,743	\$474
	196 REVISION AND REMOVAL OF NEUROLOGICAL DEVICE	1	\$2,450	\$1,434
	198 NERVE REPAIR AND DESTRUCTION	6	\$2,392	\$1,209
11	EYE AND OCULAR ADNEXA	4	\$1,469	\$2,036
	221 COMPLEX REPAIR AND PLASTIC PROCEDURES OF EYE	4	\$1,469	\$1,626
12	FACIAL, EAR, NOSE, MOUTH AND THROAT	60	\$2,051	\$1,218
	234 COMPLEX FACIAL AND ENT PROCEDURES	11	\$2,634	\$1,586
	235 SIMPLE FACIAL AND ENT PROCEDURES	28	\$1,563	\$1,253
	236 TONSIL AND ADENOID PROCEDURES	21	\$2,397	\$1,105
13	THERAPUTIC AND OTHER RADIOLOGICAL PROCEDURES	3	\$3,500	\$2,218
	254 MYELOGRAPHY	3	\$3,500	\$2,420

SOURCE: Utah Ambulatory Surgery Database
 Utah Health Data Committee/Office of Health Care Statistics

AMB ST 1-6

UTAH HOSPITAL AND FREESTANDING AMBULATORY SURGERY CENTER (FASC) UTILIZATION AND CHARGE PROFILE OF OUTPATIENT SURGERY, 2002
 NUMBER OF SELECTED AMBULATORY SURGERY PATIENT VISITS BY PATIENT PROFILE

418 Healthsouth Park City Surgical Center

Patient Profile	Patient Visits		Patient Visits-All FASCs	
	(#)	(%)	(#)	(%)
GENDER				
Female	404	46.1	42,484	55.7
Male	471	53.8	33,648	44.1
Unknown	0	0.0	37	0.0
Not Reported	1	0.1	113	0.1
AGE				
1-28 days	0	0.0	6	0.0
29-365 days	5	0.6	622	0.8
1-4 years	28	3.2	4,267	5.6
5-9	12	1.4	2,080	2.7
10-14	22	2.5	1,307	1.7
15-17	34	3.9	1,479	1.9
18-19	21	2.4	1,235	1.6
20-24	57	6.5	3,822	5.0
25-29	56	6.4	3,391	4.4
30-34	70	8.0	3,502	4.6
35-39	83	9.5	3,888	5.1
40-44	97	11.1	4,700	6.2
45-49	117	13.4	5,313	7.0
50-54	102	11.6	6,201	8.1
55-59	75	8.6	5,578	7.3
60-64	49	5.6	5,200	6.8
65-69	20	2.3	5,944	7.8
70-74	15	1.7	6,087	8.0
75-79	6	0.7	5,830	7.6
80-84	2	0.2	3,838	5.0
85-89	4	0.5	1,529	2.0
90 +	0	0.0	442	0.6
Not Reported	1	0.1	27	0.0
SOURCE OF ADMISSION				
Physician Referral	0	0.0	40,797	53.5
Clinic Referral	0	0.0	908	1.2
HMO Referral	0	0.0	7	0.0
Other Hospital	0	0.0	0	0.0
Skilled Nursing Facility	0	0.0	0	0.0
Other Health Care Facility	0	0.0	0	0.0
Emergency Room	0	0.0	0	0.0
Court/Law Enforcement	0	0.0	0	0.0
Unknown	876	100.0	10,364	13.6
Not Reported	0	0.0	24,206	31.7

(Continued)

AMB ST 1-6

UTAH HOSPITAL AND FREESTANDING AMBULATORY SURGERY CENTER (FASC) UTILIZATION AND CHARGE PROFILE OF OUTPATIENT SURGERY, 2002
 NUMBER OF SELECTED AMBULATORY SURGERY PATIENT VISITS BY PATIENT PROFILE

418 Healthsouth Park City Surgical Center

Patient Profile	Patient Visits		Patient Visits-All FASCs	
	(#)	(%)	(#)	(%)
DISCHARGE STATUS				
Home or Self Care	876	100.0	47,095	61.7
Another Hospital	0	0.0	48	0.1
Skilled Nursing Facility	0	0.0	1	0.0
Intermediate Care Facility	0	0.0	1	0.0
Another Type of Institution	0	0.0	0	0.0
Under Care of Home Service	0	0.0	0	0.0
Left Against Medical Advice	0	0.0	0	0.0
Under Care of Home IV Provider	0	0.0	0	0.0
Expired	0	0.0	0	0.0
Unknown	0	0.0	29,137	38.2
Not Reported	0	0.0	0	0.0
PRIMARY PAYER				
Medicare	38	4.3	22,504	29.5
Medicaid	10	1.1	3,997	5.2
Other government	3	0.3	1,076	1.4
Blue Cross/Blue Shield	227	25.9	13,587	17.8
Other Commercial	90	10.3	7,977	10.5
Managed Care(HMO, PPO)	420	47.9	23,119	30.3
Self Pay	54	6.2	1,608	2.1
Industrial & Worker Comp	34	3.9	1,739	2.3
Charity and Unclassified	0	0.0	30	0.0
Childrens Health Insurance	0	0.0	278	0.4
Unknown	0	0.0	65	0.1
Not Reported	0	0.0	302	0.4
LOCAL HEALTH DISTRICT OF PATIENT RESIDENCE				
Bear River	1	0.1	4,087	5.4
Central Utah	2	0.2	1,200	1.6
Davis County	23	2.6	9,018	11.8
Salt Lake County	206	23.5	27,192	35.6
Southeastern Utah	4	0.5	840	1.1
Southwest Utah	2	0.2	3,904	5.1
Summit County	416	47.5	1,267	1.7
Tooele County	8	0.9	1,117	1.5
Tri-County	13	1.5	402	0.5
Utah County	12	1.4	9,498	12.5
Wasatch County	72	8.2	443	0.6
Weber County	22	2.5	13,127	17.2
Unknown Utah	5	0.6	67	0.1
Outside Utah	84	9.6	3,913	5.1
Unknown, Not Reported	6	0.7	207	0.3

SOURCE: Utah Ambulatory Surgery Database,
 Utah Health Data Committee/Office of Health Care Statistics.

AMB ST 1-1

UTAH HOSPITAL AND FREESTANDING AMBULATORY SURGERY CENTER (FASC) UTILIZATION AND CHARGE PROFILE OF OUTPATIENT SURGERY, 2002
 NUMBER OF CPT-4 AND ICD-9 PROCEDURES BY SELECTED AMBULATORY SURGERY REPORTING CATEGORY

405 Healthsouth Provo Surgical Center

		Procedures Performed		Procedures Performed-All FASCs	
		(#)	(%)	(#)	(%)
Reporting Category(ICD-9-CM CODES)					
Mastectomy	(85.0-85.99)	.	.	43,262	100.0
Musculoskeletal	(76.0-84.99)	.	.	1,139	2.6
Respiratory	(30.0-34.99)	.	.	5,726	13.2
Cardiovascular	(35.0-39.99)	.	.	141	0.3
Lymphatic/Hemetic	(40.0-41.99)	.	.	345	0.8
Digestive System	(42.0-54.99)	.	.	83	0.2
Urinary	(55.0-59.99)	.	.	5,568	12.9
Male Genital	(60.0-64.99)	.	.	225	0.5
Female Genital	(65.0-71.99)	.	.	124	0.3
Endocrine/Nervous	(01.0-07.99)	.	.	1,231	2.8
Eye	(08.0-16.99)	.	.	2,392	5.5
Ear	(18.0-20.99)	.	.	13,466	31.1
Nose, Mouth, Pharynx	(21.0-29.99)	.	.	2,664	6.2
Other*		.	.	7,201	16.6
				2,957	6.8
Reporting Category(CPT-4 CODES)					
Mastectomy	(19120-19220)	3,018	100.0	120,225	100.0
Musculoskeletal	(20000-29909)	14	0.5	354	0.3
Respiratory	(30000-32999)	788	26.1	19,586	16.3
Cardiovascular (33010-37799 & 93501-93660)		347	11.5	7,772	6.5
Lymphatic/Hemetic	(38100-38999)	32	1.1	993	0.8
Diaphragm	(39501-39599)	0	0.0	158	0.1
Digestive System	(40490-49999)	0	0.0	0	0.0
Urinary	(50010-53899)	1,101	36.5	37,220	31.0
Male Genital	(54000-55899)	0	0.0	1,590	1.3
Female Genital	(56405-58999)	2	0.1	592	0.5
Endocrine/Nervous	(60000-64999)	20	0.7	3,271	2.7
Eye	(65091-68899)	68	2.3	10,396	8.6
Ear	(69000-69979)	222	7.4	16,971	14.1
Other*		202	6.7	4,327	3.6
		222	7.4	16,995	14.1

SOURCE: Utah Ambulatory Surgery Database

Utah Health Data Committee/Office of Health Care Statistics.

* Procedure falls outside reporting categories.

AMB ST 1-2

UTAH HOSPITAL AND FREESTANDING AMBULATORY SURGERY CENTER (FASC) UTILIZATION AND CHARGE PROFILE OF OUTPATIENT SURGERY, 2002
 MOST COMMONLY PERFORMED CPT-4 AND ICD-9 PROCEDURES

405 Healthsouth Provo Surgical Center

ICD-9 CODE	ICD-9 DESCRIPTION	#	%	% ALL FASCs
------------	-------------------	---	---	-------------

All ICD-9 Procedures

Does not report ICDs

CPT-4 CODE	CPT-4 DESCRIPTION	#	%	% ALL FASCs
All CPT-4 Procedures		3,018	100.0	100.0
41899	UNLIST PROC DENTOALVEOL STRUCTUR	835	27.7	2.01
66984	EXTRACAPSULAR CATARACT REMV IOL	208	6.9	8.48
69436	TYMPANOSTOMY GENERAL ANESTHESIA	158	5.2	2.80
42820	T&A; UNDER AGE 12	99	3.3	1.42
28285	CORRECTION HAMMERTOES	77	2.6	0.71
30520	SEPTOPLASTY/SUBMUCOS RES W/GFT	73	2.4	1.31
30140	SUBMUCOS RES TURBINATE PART/CMPL	65	2.2	1.42
42826	TONSILLECTOMY PRIM/SEC; AGE 12/O	47	1.6	0.71
28080	EXC INTERDIGITL NEUROMA SINGLE EA	43	1.4	0.34
29848	ENDO WRST SURG REL TRNS CARP LIG	43	1.4	0.24
30400	RHINO PRIM; LAT&ALAR CART&/ELEV	40	1.3	0.07
28122	PART EXC BONE; TARSAL/MT EX TALU	39	1.3	0.12
42821	T&A; AGE 12 OR OVER	37	1.2	0.49
28296	HALLUX VALGUS; W/METATARSAL OSTE	30	1.0	0.52
28299	CORR HALLUX VALGUS; DBL OSTEO	29	1.0	0.21
31255	NASAL/SINUS ENDO; W/TOT ETHMOECT	28	0.9	0.73
20680	REMOVAL OF IMPLANT; DEEP	27	0.9	0.67
62310	INJ 1 NOT NEUROLYTIC-EPID;CERV/T	27	0.9	0.42
31267	NASL/SINUS ENDO; W/TISS REMV MAX	26	0.9	0.70
31256	NASL/SINUS ENDO SURG W/MAX ANTRO	25	0.8	0.47

SOURCE: Utah Ambulatory Surgery Database
 Utah Health Data Committee/Office of Health Care Statistics

AMB ST 1-3

UTAH HOSPITAL AND FREESTANDING AMBULATORY SURGERY CENTER (FASC) UTILIZATION AND CHARGE PROFILE OF OUTPATIENT SURGERY, 2002
 AVERAGE TOTAL CHARGES FOR MOST COMMONLY PERFORMED CPT-4 AND ICD-9 PROCEDURES, SINGLE ICD-9 OR CPT-4 ONLY

405 Healthsouth Provo Surgical Center

ICD-9 CODE	ICD-9 DESCRIPTION	#	AVE TOT CHR	AVE TOT CHR(ALL FASCs)
------------	-------------------	---	-------------	-------------------------

ICD-9 Procedures

Does not report ICDS

CPT-4 CODE	CPT-4 DESCRIPTION	#	AVE TOT CHR	AVE TOT CHR(ALL FASCs)
CPT-4 Procedures		1,869	\$1,431	\$1,364
41899	UNLIST PROC DENTOALVEOL STRUCTUR	820	\$1,459	\$1,526
66984	EXTRACAPSULAR CATARACT REMV IOL	206	\$1,999	\$2,205
69436	TYMPANOSTOMY GENERAL ANESTHESIA	101	\$969	\$904
42820	T&A; UNDER AGE 12	74	\$968	\$1,110
42826	TONSILLECTOMY PRIM/SEC; AGE 12/O	42	\$1,123	\$1,102
42821	T&A; AGE 12 OR OVER	32	\$1,111	\$1,152
29848	ENDO WRST SURG REL TRNS CARP LIG	29	\$1,651	\$1,518
62310	INJ 1 NOT NEUROLYTIC-EPID;CERV/T	27	\$350	\$465
28285	CORRECTION HAMMERTOES	24	\$1,466	\$1,203
30400	RHINO PRIM; LAT&ALAR CART&/ELEV	24	\$823	\$837
28080	EXC INTERDIGITL NEUROMA SINGLE EA	20	\$1,338	\$1,224
28122	PART EXC BONE; TARSAL/MT EX TALU	17	\$1,499	\$1,453
28296	HALLUX VALGUS; W/METATARSAL OSTE	17	\$1,873	\$1,543
28299	CORR HALLUX VALGUS; DBL OSTEOT	14	\$1,769	\$1,525
69631	TYMP NO MASTOIDECS; NO OSSICUL CH	14	\$1,928	\$1,881
20680	REMOVAL OF IMPLANT; DEEP	13	\$1,200	\$1,160
21320	CLOS TX NASL BONE FRACTURE; W/ST	13	\$945	\$972
20610	ARTHROCENTESIS ASPIR&/INJ; MAJ J	11	\$350	\$418
26615	OPEN TX MC FX 1 W/WO INTRL/EXT F	11	\$1,656	\$1,429
28045	EXCISION TUMR FOOT; DP SUBFASCL	11	\$1,524	\$1,172

SOURCE: Utah Ambulatory Surgery Database
 Utah Health Data Committee/Office of Health Care Statistics

AMB ST 1-4

UTAH HOSPITAL AND FREESTANDING AMBULATORY SURGERY CENTER (FASC) UTILIZATION AND CHARGE PROFILE OF OUTPATIENT SURGERY, 2002
 PROCEDURE APG CATEGORY, PROCEDURE APG

405 Healthsouth Provo Surgical Center

Procedure APG category	Procedure APG	TOTAL #	TOTAL # (ALL FASCs)
01	INTEGUMENTARY SYSTEM	186	3,253
	003 COMPLEX INCISION AND DRAINAGE	4	32
	005 NAIL PROCEDURES	1	1
	006 SIMPLE DEBRIDEMENT AND DESTRUCTION	2	121
	007 COMPLEX EXCISION, BIOPSY AND DEBRIDEMENT	44	650
	008 SIMPLE EXCISION AND BIOPSY	28	639
	009 COMPLEX SKIN REPAIRS INCL INTEGUMENT GRAFTS, TRANSFER & REARRANGE	59	778
	010 SIMPLE SKIN REPAIR	14	94
	011 SIMPLE INCISION AND EXCISION OF BREAST	12	478
	012 BREAST RECONSTRUCTION AND MASTECTOMY	22	371
02	MUSCULOSKELETAL SYSTEM	721	18,176
	021 COMPLEX MUSCULOSKELETAL PROCEDURES EXCLUDING HAND AND FOOT	20	1,983
	022 SIMPLE MUSCULOSKELETAL PROCEDURES EXCLUDING HAND AND FOOT	4	525
	023 COMPLEX HAND AND FOOT MUSCULOSKELETAL PROCEDURES	78	736
	024 SIMPLE HAND AND FOOT MUSCULOSKELETAL PROCEDURES	364	4,888
	025 ARTHROSCOPY	57	7,037
	028 CLOSED TREATMENT FX & DISLOCATION OF FINGER, TOE & TRUNK	2	9
	029 CLOSED TREATMENT FX & DISLOCATION EXC FINGER, TOE & TRUNK	4	108
	030 OPEN OR PERCUTANEOUS TREATMENT OF FRACTURES	61	747
	031 BONE OR JOINT MANIPULATION UNDER ANESTHESIA	2	129
	032 BUNION PROCEDURES	103	1,163
	034 HAND AND FOOT TENOTOMY	4	60
	035 ARTHROCENTESIS AND LIGAMENT OR TENDON INJECTION	22	645
03	RESPIRATORY SYSTEM	127	3,574
	053 COMPLEX ENDOSCOPY OF THE UPPER AIRWAY	125	3,517
	054 SIMPLE ENDOSCOPY OF THE UPPER AIRWAY	2	30
04	CARDIOVASCULAR SYSTEM	26	836
	080 MINOR VASCULAR REPAIR AND FISTULA CONSTRUCTION	3	21
	081 SECONDARY VARICOSE VEINS AND VASCULAR INJECTION	4	196
	082 VASCULAR LIGATION	19	95
05	HEMATOLOGIC, LYMPHATIC, AND ENDOCRINE	2	181
	095 DEEP LYMPH STRUCTURE AND THYROID PROCEDURES	2	181
06	DIGESTIVE SYSTEM	34	32,087
	112 ESOPHAGEAL DILATION WITHOUT ENDOSCOPY	2	1,774
	119 HERNIA AND HYDROCELE PROCEDURES	18	1,240
	122 MISCELLANEOUS ABDOMINAL PROCEDURES	1	32
	123 COMPLEX LAPAROSCOPIC PROCEDURES	13	2,343
08	MALE GENITAL SYSTEM	2	529
	154 SIMPLE PENILE PROCEDURES	2	147
09	FEMALE GENITAL SYSTEM	11	1,720
	176 COMPLEX FEMALE REPRODUCTIVE PROCEDURES	3	132
	177 SIMPLE FEMALE REPRODUCTIVE PROCEDURES	3	465
	178 DILATION AND CURETTAGE	2	216
	179 HYSTEROSCOPY	3	741
10	NERVOUS SYSTEM	68	9,932
	195 NERVOUS SYSTEM INJECTIONS, STIMULATIONS OR CRANIAL TAP	34	7,518

AMB ST 1-4

UTAH HOSPITAL AND FREESTANDING AMBULATORY SURGERY CENTER (FASC) UTILIZATION AND CHARGE PROFILE OF OUTPATIENT SURGERY, 2002
 PROCEDURE APG CATEGORY, PROCEDURE APG

405 Healthsouth Provo Surgical Center

procedure APG category	procedure APG	TOTAL #	TOTAL # (ALL FASCs)
	198 NERVE REPAIR AND DESTRUCTION	34	2,250
11	EYE AND OCULAR ADNEXA	221	16,937
	213 LASER EYE PROCEDURES	1	1,439
	214 CATARACT PROCEDURES	210	10,463
	215 COMPLEX ANTERIOR SEGMENT EYE PROCEDURES	1	953
	217 SIMPLE ANTERIOR SEGMENT EYE PROCEDURES	1	294
	220 STRABISMUS AND MUSCLE EYE PROCEDURES	1	493
	221 COMPLEX REPAIR AND PLASTIC PROCEDURES OF EYE	6	1,529
	222 SIMPLE REPAIR AND PLASTIC PROCEDURES OF EYE	1	300
12	FACIAL, EAR, NOSE, MOUTH AND THROAT	1,511	15,405
	233 NASAL CAUTERIZATION AND PACKING	3	72
	234 COMPLEX FACIAL AND ENT PROCEDURES	196	2,878
	235 SIMPLE FACIAL AND ENT PROCEDURES	1,111	8,573
	236 TONSIL AND ADENOID PROCEDURES	201	3,882

AMB ST 1-5

UTAH HOSPITAL AND FREESTANDING AMBULATORY SURGERY CENTER (FASC) UTILIZATION AND CHARGE PROFILE OF OUTPATIENT SURGERY, 2002
 PROCEDURE APG CATEGORY, PROCEDURE APG, SINGLE APG ONLY

405 Healthsouth Provo Surgical Center

Procedure APG category	Procedure APG	TOTAL #	AVE TOT CHRGR	AVE TOT CHRGR(ALL FASCs)
01	INTEGUMENTARY SYSTEM	38	\$1,285	\$1,167
	003 COMPLEX INCISION AND DRAINAGE	2	\$996	\$957
	007 COMPLEX EXCISION, BIOPSY AND DEBRIDEMENT	20	\$1,355	\$1,167
	008 SIMPLE EXCISION AND BIOPSY	6	\$1,440	\$1,096
	011 SIMPLE INCISION AND EXCISION OF BREAST	5	\$1,334	\$1,032
	012 BREAST RECONSTRUCTION AND MASTECTOMY	5	\$883	\$1,269
02	MUSCULOSKELETAL SYSTEM	328	\$1,481	\$1,770
	021 COMPLEX MUSCULOSKELETAL PROCEDURES EXCLUDING HAND AND FOOT	10	\$1,790	\$1,995
	022 SIMPLE MUSCULOSKELETAL PROCEDURES EXCLUDING HAND AND FOOT	3	\$1,543	\$1,331
	023 COMPLEX HAND AND FOOT MUSCULOSKELETAL PROCEDURES	26	\$1,541	\$1,805
	024 SIMPLE HAND AND FOOT MUSCULOSKELETAL PROCEDURES	151	\$1,426	\$1,276
	025 ARTHROSCOPY	37	\$1,728	\$2,340
	030 OPEN OR PERCUTANEOUS TREATMENT OF FRACTURES	31	\$1,599	\$1,720
	031 BONE OR JOINT MANIPULATION UNDER ANESTHESIA	2	\$1,415	\$880
	032 BUNION PROCEDURES	49	\$1,734	\$1,532
	035 ARTHROCENTESIS AND LIGAMENT OR TENDON INJECTION	19	\$350	\$659
03	RESPIRATORY SYSTEM	9	\$1,569	\$1,284
	053 COMPLEX ENDOSCOPY OF THE UPPER AIRWAY	7	\$1,613	\$1,351
	054 SIMPLE ENDOSCOPY OF THE UPPER AIRWAY	2	\$1,415	\$1,341
04	CARDIOVASCULAR SYSTEM	9	\$1,948	\$1,526
	082 VASCULAR LIGATION	9	\$1,948	\$1,638
05	HEMATOLOGIC, LYMPHATIC, AND ENDOCRINE	2	\$1,790	\$1,099
	095 DEEP LYMPH STRUCTURE AND THYROID PROCEDURES	2	\$1,790	\$1,099
06	DIGESTIVE SYSTEM	21	\$1,564	\$895
	112 ESOPHAGEAL DILATION WITHOUT ENDOSCOPY	2	\$1,415	\$590
	119 HERNIA AND HYDROCELE PROCEDURES	5	\$1,538	\$1,342
	122 MISCELLANEOUS ABDOMINAL PROCEDURES	1	\$1,415	\$895
	123 COMPLEX LAPAROSCOPIC PROCEDURES	13	\$1,609	\$2,238
08	MALE GENITAL SYSTEM	2	\$700	\$1,616
	154 SIMPLE PENILE PROCEDURES	2	\$700	\$1,096
09	FEMALE GENITAL SYSTEM	8	\$1,415	\$1,256
	176 COMPLEX FEMALE REPRODUCTIVE PROCEDURES	2	\$1,625	\$1,508
	177 SIMPLE FEMALE REPRODUCTIVE PROCEDURES	3	\$1,415	\$1,070
	178 DILATION AND CURETTAGE	2	\$1,100	\$975
	179 HYSTEROSCOPY	1	\$1,625	\$1,545
10	NERVOUS SYSTEM	48	\$691	\$707
	195 NERVOUS SYSTEM INJECTIONS, STIMULATIONS OR CRANIAL TAP	34	\$350	\$474
	198 NERVE REPAIR AND DESTRUCTION	14	\$1,519	\$1,209
11	EYE AND OCULAR ADNEXA	212	\$1,977	\$2,036
	214 CATARACT PROCEDURES	208	\$1,993	\$2,211
	215 COMPLEX ANTERIOR SEGMENT EYE PROCEDURES	1	\$945	\$2,230
	217 SIMPLE ANTERIOR SEGMENT EYE PROCEDURES	1	\$945	\$1,679
	220 STRABISMUS AND MUSCLE EYE PROCEDURES	1	\$1,415	\$2,523
	222 SIMPLE REPAIR AND PLASTIC PROCEDURES OF EYE	1	\$1,415	\$922
12	FACIAL, EAR, NOSE, MOUTH AND THROAT	1,187	\$1,347	\$1,218
	233 NASAL CAUTERIZATION AND PACKING	2	\$723	\$1,287

AMB ST 1-5

UTAH HOSPITAL AND FREESTANDING AMBULATORY SURGERY CENTER (FASC) UTILIZATION AND CHARGE PROFILE OF OUTPATIENT SURGERY, 2002
 PROCEDURE APG CATEGORY, PROCEDURE APG, SINGLE APG ONLY

405 Healthsouth Provo Surgical Center

procedure APG category	Procedure APG	TOTAL #	AVE TOT CHRG	AVE TOT CHRG(ALL FASCs)
234	COMPLEX FACIAL AND ENT PROCEDURES	80	\$1,376	\$1,586
235	SIMPLE FACIAL AND ENT PROCEDURES	951	\$1,396	\$1,253
236	TONSIL AND ADENOID PROCEDURES	154	\$1,042	\$1,105

AMB ST 1-6

UTAH HOSPITAL AND FREESTANDING AMBULATORY SURGERY CENTER (FASC) UTILIZATION AND CHARGE PROFILE OF OUTPATIENT SURGERY, 2002
 NUMBER OF SELECTED AMBULATORY SURGERY PATIENT VISITS BY PATIENT PROFILE

405 Healthsouth Provo Surgical Center

Patient Profile	Patient Visits		Patient Visits-All FASCs	
	(#)	(%)	(#)	(%)
GENDER				
Female	1,239	53.8	42,484	55.7
Male	1,030	44.8	33,648	44.1
Unknown	0	0.0	37	0.0
Not Reported	32	1.4	113	0.1
AGE				
1-28 days	0	0.0	6	0.0
29-365 days	44	1.9	622	0.8
1-4 years	784	34.1	4,267	5.6
5-9	176	7.6	2,080	2.7
10-14	69	3.0	1,307	1.7
15-17	59	2.6	1,479	1.9
18-19	60	2.6	1,235	1.6
20-24	141	6.1	3,822	5.0
25-29	78	3.4	3,391	4.4
30-34	72	3.1	3,502	4.6
35-39	91	4.0	3,888	5.1
40-44	93	4.0	4,700	6.2
45-49	102	4.4	5,313	7.0
50-54	80	3.5	6,201	8.1
55-59	78	3.4	5,578	7.3
60-64	86	3.7	5,200	6.8
65-69	72	3.1	5,944	7.8
70-74	76	3.3	6,087	8.0
75-79	66	2.9	5,830	7.6
80-84	49	2.1	3,838	5.0
85-89	17	0.7	1,529	2.0
90 +	6	0.3	442	0.6
Not Reported	2	0.1	27	0.0
SOURCE OF ADMISSION				
Physician Referral	0	0.0	40,797	53.5
Clinic Referral	0	0.0	908	1.2
HMO Referral	0	0.0	7	0.0
Other Hospital	0	0.0	0	0.0
Skilled Nursing Facility	0	0.0	0	0.0
Other Health Care Facility	0	0.0	0	0.0
Emergency Room	0	0.0	0	0.0
Court/Law Enforcement	0	0.0	0	0.0
Unknown	2,301	100.0	10,364	13.6
Not Reported	0	0.0	24,206	31.7

(Continued)

AMB ST 1-6

UTAH HOSPITAL AND FREESTANDING AMBULATORY SURGERY CENTER (FASC) UTILIZATION AND CHARGE PROFILE OF OUTPATIENT SURGERY, 2002
 NUMBER OF SELECTED AMBULATORY SURGERY PATIENT VISITS BY PATIENT PROFILE

405 Healthsouth Provo Surgical Center

Patient Profile	Patient Visits		Patient Visits-All FASCs	
	(#)	(%)	(#)	(%)
DISCHARGE STATUS				
Home or Self Care	2,301	100.0	47,095	61.7
Another Hospital	0	0.0	48	0.1
Skilled Nursing Facility	0	0.0	1	0.0
Intermediate Care Facility	0	0.0	1	0.0
Another Type of Institution	0	0.0	0	0.0
Under Care of Home Service	0	0.0	0	0.0
Left Against Medical Advice	0	0.0	0	0.0
Under Care of Home IV Provider	0	0.0	0	0.0
Expired	0	0.0	0	0.0
Unknown	0	0.0	29,137	38.2
Not Reported	0	0.0	0	0.0
PRIMARY PAYER				
Medicare	304	13.2	22,504	29.5
Medicaid	473	20.6	3,997	5.2
Other government	9	0.4	1,076	1.4
Blue Cross/Blue Shield	408	17.7	13,587	17.8
Other Commercial	345	15.0	7,977	10.5
Managed Care(HMO, PPO)	626	27.2	23,119	30.3
Self Pay	87	3.8	1,608	2.1
Industrial & Worker Comp	46	2.0	1,739	2.3
Charity and Unclassified	2	0.1	30	0.0
Childrens Health Insurance	0	0.0	278	0.4
Unknown	1	0.0	65	0.1
Not Reported	0	0.0	302	0.4
LOCAL HEALTH DISTRICT OF PATIENT RESIDENCE				
Bear River	4	0.2	4,087	5.4
Central Utah	189	8.2	1,200	1.6
Davis County	6	0.3	9,018	11.8
Salt Lake County	134	5.8	27,192	35.6
Southeastern Utah	265	11.5	840	1.1
Southwest Utah	13	0.6	3,904	5.1
Summit County	9	0.4	1,267	1.7
Tooele County	14	0.6	1,117	1.5
Tri-County	58	2.5	402	0.5
Utah County	1,500	65.2	9,498	12.5
Wasatch County	35	1.5	443	0.6
Weber County	3	0.1	13,127	17.2
Unknown Utah	10	0.4	67	0.1
Outside Utah	41	1.8	3,913	5.1
Unknown, Not Reported	20	0.9	207	0.3

SOURCE: Utah Ambulatory Surgery Database,
 Utah Health Data Committee/Office of Health Care Statistics.

AMB ST 1-1

UTAH HOSPITAL AND FREESTANDING AMBULATORY SURGERY CENTER (FASC) UTILIZATION AND CHARGE PROFILE OF OUTPATIENT SURGERY, 2002
 NUMBER OF CPT-4 AND ICD-9 PROCEDURES BY SELECTED AMBULATORY SURGERY REPORTING CATEGORY

407 Healthsouth Salt Lake Surgical Center

		Procedures Performed		Procedures Performed-All FASCs	
		(#)	(%)	(#)	(%)
Reporting Category(ICD-9-CM CODES)					
Mastectomy	(85.0-85.99)	.	.	43,262	100.0
Musculoskeletal	(76.0-84.99)	.	.	1,139	2.6
Respiratory	(30.0-34.99)	.	.	5,726	13.2
Cardiovascular	(35.0-39.99)	.	.	141	0.3
Lymphatic/Hemetic	(40.0-41.99)	.	.	345	0.8
Digestive System	(42.0-54.99)	.	.	83	0.2
Urinary	(55.0-59.99)	.	.	5,568	12.9
Male Genital	(60.0-64.99)	.	.	225	0.5
Female Genital	(65.0-71.99)	.	.	124	0.3
Endocrine/Nervous	(01.0-07.99)	.	.	1,231	2.8
Eye	(08.0-16.99)	.	.	2,392	5.5
Ear	(18.0-20.99)	.	.	13,466	31.1
Nose, Mouth, Pharynx	(21.0-29.99)	.	.	2,664	6.2
Other*		.	.	7,201	16.6
				2,957	6.8
Reporting Category(CPT-4 CODES)					
Mastectomy	(19120-19220)	15,158	100.0	120,225	100.0
Musculoskeletal	(20000-29909)	9	0.1	354	0.3
Respiratory	(30000-32999)	1,478	9.8	19,586	16.3
Cardiovascular (33010-37799 & 93501-93660)		1,088	7.2	7,772	6.5
Lymphatic/Hemetic	(38100-38999)	5	0.0	993	0.8
Diaphragm	(39501-39599)	2	0.0	158	0.1
Digestive System	(40490-49999)	0	0.0	0	0.0
Urinary	(50010-53899)	1,812	12.0	37,220	31.0
Male Genital	(54000-55899)	241	1.6	1,590	1.3
Female Genital	(56405-58999)	118	0.8	592	0.5
Endocrine/Nervous	(60000-64999)	65	0.4	3,271	2.7
Eye	(65091-68899)	4,153	27.4	10,396	8.6
Ear	(69000-69979)	640	4.2	16,971	14.1
Other*		500	3.3	4,327	3.6
		5,047	33.3	16,995	14.1

SOURCE: Utah Ambulatory Surgery Database

Utah Health Data Committee/Office of Health Care Statistics.

* Procedure falls outside reporting categories.

AMB ST 1-2
 UTAH HOSPITAL AND FREESTANDING AMBULATORY SURGERY CENTER (FASC) UTILIZATION AND CHARGE PROFILE OF OUTPATIENT SURGERY, 2002
 MOST COMMONLY PERFORMED CPT-4 AND ICD-9 PROCEDURES

407 Healthsouth Salt Lake Surgical Center

ICD-9 CODE	ICD-9 DESCRIPTION	#	%	% ALL FASCs
------------	-------------------	---	---	-------------

All ICD-9 Procedures

Does not report ICDs

CPT-4 CODE	CPT-4 DESCRIPTION	#	%	% ALL FASCs
All CPT-4 Procedures		15,158	100.0	100.0
70310	RAD EX TEETH; PART EX < FULL MOU	3,375	22.3	2.81
41899	UNLIST PROC DENTOALVEOL STRUCTUR	1,320	8.7	2.01
76005	FLURO GUID NEEDLE-SPINE INJ PRO	1,308	8.6	1.48
64476	INJ ANES FACET JT; LUMB/SAC-EA A	522	3.4	0.71
62311	INJ 1 NOT NEUROLYTIC-EPID; LUMB/	520	3.4	1.76
64472	INJ ANES FACET JT; CERV/THOR-EA	488	3.2	0.56
66984	EXTRACAPSULAR CATARACT REMV IOL	432	2.8	8.48
64623	DESTRUC FACET JT NRV; L/S-EA AD	418	2.8	0.66
69436	TYMPANOSTOMY GENERAL ANESTHESIA	410	2.7	2.80
64483	INJ ANES EPIDURL; LUMB/SAC 1 LEV	409	2.7	0.60
30140	SUBMUCOS RES TURBINATE PART/CMPL	323	2.1	1.42
27096	INJ SI JNT ARTHRGRPH &/ANES/STER	253	1.7	0.30
64475	INJ ANES FACET JT; LUMB/SAC-1LEV	221	1.5	0.32
62310	INJ 1 NOT NEUROLYTIC-EPID;CERV/T	200	1.3	0.42
64484	INJ ANES EPIDURL; LUMB/SAC-EA AD	194	1.3	0.21
64627	DESTRUC FACET NRV; CRV/THOR-EA A	190	1.3	0.28
30520	SEPTOPLASTY/SUBMUCOS RES W/GFT	181	1.2	1.31
62290	INJ PROC DISKOGRAPHY EA LEVL; LU	181	1.2	0.34
31255	NASAL/SINUS ENDO; W/TOT ETHMOECT	170	1.1	0.73
42820	T&A; UNDER AGE 12	168	1.1	1.42

SOURCE: Utah Ambulatory Surgery Database
 Utah Health Data Committee/Office of Health Care Statistics

AMB ST 1-3

UTAH HOSPITAL AND FREESTANDING AMBULATORY SURGERY CENTER (FASC) UTILIZATION AND CHARGE PROFILE OF OUTPATIENT SURGERY, 2002
 AVERAGE TOTAL CHARGES FOR MOST COMMONLY PERFORMED CPT-4 AND ICD-9 PROCEDURES, SINGLE ICD-9 OR CPT-4 ONLY

407 Healthsouth Salt Lake Surgical Center

ICD-9 CODE	ICD-9 DESCRIPTION	#	AVE TOT CHR	AVE TOT CHR(ALL FASCs)
------------	-------------------	---	-------------	-------------------------

ICD-9 Procedures

Does not report ICDS

CPT-4 CODE	CPT-4 DESCRIPTION	#	AVE TOT CHR	AVE TOT CHR(ALL FASCs)
CPT-4 Procedures		1,890	\$1,898	\$1,364
66984	EXTRACAPSULAR CATARACT REMV IOL	409	\$2,725	\$2,205
41899	UNLIST PROC DENTOALVEOL STRUCTUR	193	\$2,026	\$1,526
50590	LITHOTRIPSY XTRACORP SHOCK WAVE	158	\$1,245	\$1,514
42820	T&A; UNDER AGE 12	148	\$1,385	\$1,110
28299	CORR HALLUX VALGUS; DBL OSTEOT	121	\$1,506	\$1,525
42826	TONSILLECTOMY PRIM/SEC; AGE 12/O	77	\$1,470	\$1,102
42821	T&A; AGE 12 OR OVER	73	\$1,840	\$1,152
28296	HALLUX VALGUS; W/METATARSAL OSTE	35	\$1,495	\$1,543
54161	CIRC NO CLAMP/DORSL SLIT; NOT N	31	\$1,102	\$1,109
64721	NEUROPLASTY; MEDIAN @ CARPAL TUN	28	\$1,170	\$1,074
58662	LAP SURG; W/FULG/EXCIS LES-OVARY	25	\$2,545	\$2,028
29880	SCOPE KNEE SURG;W/MENISCECT MED&	22	\$1,910	\$2,164
29881	SCOPE KNEE SURG;W/MENISCECT MED/	22	\$1,865	\$2,169
28285	CORRECTION HAMMERTOE	17	\$870	\$1,203
28080	EXC INTERDIGTL NEUROMA SINGLE EA	16	\$1,755	\$1,224
52260	CYSTOURETHROSCPY W/DILAT; GEN AN	16	\$1,643	\$1,180
26055	TENDON SHEATH INCISION	11	\$1,087	\$1,116
42825	TONSILLECT PRIM/SEC; UNDER AGE 1	11	\$1,383	\$1,008
55400	VASOVASOSTOMY VASOVASORRHAPHY	11	\$2,172	\$2,715
21320	CLOS TX NASL BONE FRACTURE; W/ST	10	\$1,040	\$972

SOURCE: Utah Ambulatory Surgery Database
 Utah Health Data Committee/Office of Health Care Statistics

AMB ST 1-4

UTAH HOSPITAL AND FREESTANDING AMBULATORY SURGERY CENTER (FASC) UTILIZATION AND CHARGE PROFILE OF OUTPATIENT SURGERY, 2002
PROCEDURE APG CATEGORY, PROCEDURE APG

407 Healthsouth Salt Lake Surgical Center

Procedure APG category		TOTAL #	TOTAL # (ALL FASCs)
Procedure APG			
01	INTEGUMENTARY SYSTEM	133	3,253
	003 COMPLEX INCISION AND DRAINAGE	5	32
	004 SIMPLE INCISION AND DRAINAGE	1	26
	006 SIMPLE DEBRIDEMENT AND DESTRUCTION	17	121
	007 COMPLEX EXCISION, BIOPSY AND DEBRIDEMENT	34	650
	008 SIMPLE EXCISION AND BIOPSY	30	639
	009 COMPLEX SKIN REPAIRS INCL INTEGUMENT GRAFTS, TRANSFER & REARRANGE	34	778
	010 SIMPLE SKIN REPAIR	1	94
	011 SIMPLE INCISION AND EXCISION OF BREAST	5	478
	012 BREAST RECONSTRUCTION AND MASTECTOMY	6	371
02	MUSCULOSKELETAL SYSTEM	1,384	18,176
	021 COMPLEX MUSCULOSKELETAL PROCEDURES EXCLUDING HAND AND FOOT	123	1,983
	022 SIMPLE MUSCULOSKELETAL PROCEDURES EXCLUDING HAND AND FOOT	12	525
	023 COMPLEX HAND AND FOOT MUSCULOSKELETAL PROCEDURES	49	736
	024 SIMPLE HAND AND FOOT MUSCULOSKELETAL PROCEDURES	457	4,888
	025 ARTHROSCOPY	137	7,037
	029 CLOSED TREATMENT FX & DISLOCATION EXC FINGER, TOE & TRUNK	2	108
	030 OPEN OR PERCUTANEOUS TREATMENT OF FRACTURES	22	747
	031 BONE OR JOINT MANIPULATION UNDER ANESTHESIA	9	129
	032 BUNION PROCEDURES	298	1,163
	033 ARTHROPLASTY	2	142
	034 HAND AND FOOT TENOTOMY	2	60
	035 ARTHROCENTESIS AND LIGAMENT OR TENDON INJECTION	271	645
03	RESPIRATORY SYSTEM	501	3,574
	053 COMPLEX ENDOSCOPY OF THE UPPER AIRWAY	495	3,517
	054 SIMPLE ENDOSCOPY OF THE UPPER AIRWAY	6	30
04	CARDIOVASCULAR SYSTEM	3	836
	081 SECONDARY VARICOSE VEINS AND VASCULAR INJECTION	1	196
	082 VASCULAR LIGATION	2	95
05	HEMATOLOGIC, LYMPHATIC, AND ENDOCRINE	2	181
	095 DEEP LYMPH STRUCTURE AND THYROID PROCEDURES	2	181
06	DIGESTIVE SYSTEM	103	32,087
	118 ERCP AND MISCELLANEOUS GI ENDOSCOPY PROCEDURES	1	25
	119 HERNIA AND HYDROCELE PROCEDURES	21	1,240
	123 COMPLEX LAPAROSCOPIC PROCEDURES	80	2,343
	124 SIMPLE LAPAROSCOPIC PROCEDURES	1	10
07	URINARY SYSTEM	240	1,533
	131 RENAL EXTRACORPOREAL SHOCK WAVE LITHOTRIPSY	166	698
	134 COMPLEX CYSTOURETHROSCOPY AND LITHOLAPAXY	22	306
	135 MODERATE CYSTOURETHROSCOPY	40	380
	136 SIMPLE CYSTOURETHROSCOPY	6	105
	137 COMPLEX URETHRAL PROCEDURES	4	15
	138 SIMPLE URETHRAL PROCEDURES	2	11
08	MALE GENITAL SYSTEM	95	529
	151 TESTICULAR AND EPIDIDYMAL PROCEDURES	56	343
	152 INSERTION OF PENILE PROSTHESIS	1	5

AMB ST 1-4

UTAH HOSPITAL AND FREESTANDING AMBULATORY SURGERY CENTER (FASC) UTILIZATION AND CHARGE PROFILE OF OUTPATIENT SURGERY, 2002
 PROCEDURE APG CATEGORY, PROCEDURE APG

407 Healthsouth Salt Lake Surgical Center

procedure APG category	procedure APG	TOTAL #	TOTAL # (ALL FASCs)
	153 COMPLEX PENILE PROCEDURES	3	10
	154 SIMPLE PENILE PROCEDURES	35	147
09	FEMALE GENITAL SYSTEM	20	1,720
	177 SIMPLE FEMALE REPRODUCTIVE PROCEDURES	6	465
	178 DILATION AND CURETTAGE	3	216
	179 HYSTEROSCOPY	11	741
10	NERVOUS SYSTEM	3,962	9,932
	195 NERVOUS SYSTEM INJECTIONS, STIMULATIONS OR CRANIAL TAP	3,534	7,518
	196 REVISION AND REMOVAL OF NEUROLOGICAL DEVICE	13	38
	197 NEUROSTIMULATOR AND VENTRICULAR SHUNT IMPLANTATION	34	96
	198 NERVE REPAIR AND DESTRUCTION	381	2,250
11	EYE AND OCULAR ADNEXA	640	16,937
	214 CATARACT PROCEDURES	450	10,463
	215 COMPLEX ANTERIOR SEGMENT EYE PROCEDURES	31	953
	216 MODERATE ANTERIOR SEGMENT EYE PROCEDURES	15	669
	217 SIMPLE ANTERIOR SEGMENT EYE PROCEDURES	6	294
	219 SIMPLE POSTERIOR SEGMENT EYE PROCEDURES	1	79
	220 STRABISMUS AND MUSCLE EYE PROCEDURES	65	493
	221 COMPLEX REPAIR AND PLASTIC PROCEDURES OF EYE	56	1,529
	222 SIMPLE REPAIR AND PLASTIC PROCEDURES OF EYE	14	300
	223 VITRECTOMY	2	347
12	FACIAL, EAR, NOSE, MOUTH AND THROAT	2,872	15,405
	233 NASAL CAUTERIZATION AND PACKING	3	72
	234 COMPLEX FACIAL AND ENT PROCEDURES	305	2,878
	235 SIMPLE FACIAL AND ENT PROCEDURES	2,144	8,573
	236 TONSIL AND ADENOID PROCEDURES	420	3,882
13	THERAPUTIC AND OTHER RADIOLOGICAL PROCEDURES	203	675
	254 MYELOGRAPHY	193	437
	255 MISCELLANEOUS RADIOLOGICAL PROCEDURES WITH CONTRAST	10	77

SOURCE: Utah Ambulatory Surgery Database
 Utah Health Data Committee/Office of Health Care Statistics

AMB ST 1-5

UTAH HOSPITAL AND FREESTANDING AMBULATORY SURGERY CENTER (FASC) UTILIZATION AND CHARGE PROFILE OF OUTPATIENT SURGERY, 2002
 PROCEDURE APG CATEGORY, PROCEDURE APG, SINGLE APG ONLY

407 Healthsouth Salt Lake Surgical Center

Procedure APG category	Procedure APG	TOTAL #	AVE TOT CHR	AVE TOT CHR(ALL FASCs)
01	INTEGUMENTARY SYSTEM	30	\$1,568	\$1,167
	003 COMPLEX INCISION AND DRAINAGE	1	\$1,770	\$957
	004 SIMPLE INCISION AND DRAINAGE	1	\$1,549	\$1,067
	006 SIMPLE DEBRIDEMENT AND DESTRUCTION	1	\$870	\$1,072
	007 COMPLEX EXCISION, BIOPSY AND DEBRIDEMENT	11	\$1,425	\$1,167
	008 SIMPLE EXCISION AND BIOPSY	8	\$1,948	\$1,096
	011 SIMPLE INCISION AND EXCISION OF BREAST	4	\$1,505	\$1,032
	012 BREAST RECONSTRUCTION AND MASTECTOMY	4	\$1,390	\$1,269
02	MUSCULOSKELETAL SYSTEM	383	\$1,654	\$1,770
	021 COMPLEX MUSCULOSKELETAL PROCEDURES EXCLUDING HAND AND FOOT	24	\$2,182	\$1,995
	022 SIMPLE MUSCULOSKELETAL PROCEDURES EXCLUDING HAND AND FOOT	6	\$1,855	\$1,331
	023 COMPLEX HAND AND FOOT MUSCULOSKELETAL PROCEDURES	9	\$2,074	\$1,805
	024 SIMPLE HAND AND FOOT MUSCULOSKELETAL PROCEDURES	120	\$1,530	\$1,276
	025 ARTHROSCOPY	51	\$2,052	\$2,340
	029 CLOSED TREATMENT FX & DISLOCATION EXC FINGER, TOE & TRUNK	1	\$1,770	\$1,354
	030 OPEN OR PERCUTANEOUS TREATMENT OF FRACTURES	6	\$1,961	\$1,720
	031 BONE OR JOINT MANIPULATION UNDER ANESTHESIA	4	\$946	\$880
	032 BUNION PROCEDURES	161	\$1,510	\$1,532
	033 ARTHROPLASTY	1	\$2,651	\$1,989
03	RESPIRATORY SYSTEM	22	\$1,904	\$1,284
	053 COMPLEX ENDOSCOPY OF THE UPPER AIRWAY	21	\$1,916	\$1,351
	054 SIMPLE ENDOSCOPY OF THE UPPER AIRWAY	1	\$1,641	\$1,341
05	HEMATOLOGIC, LYMPHATIC, AND ENDOCRINE	2	\$1,588	\$1,099
	095 DEEP LYMPH STRUCTURE AND THYROID PROCEDURES	2	\$1,588	\$1,099
06	DIGESTIVE SYSTEM	58	\$2,454	\$895
	118 ERCP AND MISCELLANEOUS GI ENDOSCOPY PROCEDURES	1	\$2,316	\$1,588
	119 HERNIA AND HYDROCELE PROCEDURES	14	\$1,724	\$1,342
	123 COMPLEX LAPAROSCOPIC PROCEDURES	43	\$2,694	\$2,238
07	URINARY SYSTEM	206	\$1,278	\$1,406
	131 RENAL EXTRACORPOREAL SHOCK WAVE LITHOTRIPSY	158	\$1,245	\$1,514
	134 COMPLEX CYSTOURETHROSCOPY AND LITHOLAPAXY	17	\$1,277	\$1,432
	135 MODERATE CYSTOURETHROSCOPY	26	\$1,510	\$1,174
	136 SIMPLE CYSTOURETHROSCOPY	3	\$1,102	\$856
	137 COMPLEX URETHRAL PROCEDURES	2	\$1,215	\$1,137
08	MALE GENITAL SYSTEM	67	\$1,584	\$1,616
	151 TESTICULAR AND EPIDIDYMAL PROCEDURES	33	\$2,029	\$1,776
	153 COMPLEX PENILE PROCEDURES	2	\$1,698	\$1,329
	154 SIMPLE PENILE PROCEDURES	32	\$1,118	\$1,096
09	FEMALE GENITAL SYSTEM	11	\$1,502	\$1,256
	177 SIMPLE FEMALE REPRODUCTIVE PROCEDURES	4	\$1,690	\$1,070
	178 DILATION AND CURETTAGE	2	\$1,405	\$975
	179 HYSTEROSCOPY	5	\$1,390	\$1,545
10	NERVOUS SYSTEM	39	\$1,346	\$707
	195 NERVOUS SYSTEM INJECTIONS, STIMULATIONS OR CRANIAL TAP	2	\$776	\$474
	196 REVISION AND REMOVAL OF NEUROLOGICAL DEVICE	1	\$1,020	\$1,434
	198 NERVE REPAIR AND DESTRUCTION	36	\$1,387	\$1,209

AMB ST 1-5

UTAH HOSPITAL AND FREESTANDING AMBULATORY SURGERY CENTER (FASC) UTILIZATION AND CHARGE PROFILE OF OUTPATIENT SURGERY, 2002
 PROCEDURE APG CATEGORY, PROCEDURE APG, SINGLE APG ONLY

407 Healthsouth Salt Lake Surgical Center

procedure APG category	Procedure APG	TOTAL #	AVE TOT CHRGR	AVE TOT CHRGR(ALL FASCs)
11	EYE AND OCULAR ADNEXA	461	\$2,681	\$2,036
	214 CATARACT PROCEDURES	424	\$2,713	\$2,211
	215 COMPLEX ANTERIOR SEGMENT EYE PROCEDURES	8	\$3,985	\$2,230
	216 MODERATE ANTERIOR SEGMENT EYE PROCEDURES	7	\$1,712	\$1,906
	217 SIMPLE ANTERIOR SEGMENT EYE PROCEDURES	5	\$1,888	\$1,679
	220 STRABISMUS AND MUSCLE EYE PROCEDURES	6	\$2,065	\$2,523
	221 COMPLEX REPAIR AND PLASTIC PROCEDURES OF EYE	6	\$1,861	\$1,626
	222 SIMPLE REPAIR AND PLASTIC PROCEDURES OF EYE	4	\$1,779	\$922
	223 VITRECTOMY	1	\$1,622	\$3,011
12	FACIAL, EAR, NOSE, MOUTH AND THROAT	600	\$1,703	\$1,218
	233 NASAL CAUTERIZATION AND PACKING	1	\$1,405	\$1,287
	234 COMPLEX FACIAL AND ENT PROCEDURES	49	\$1,988	\$1,586
	235 SIMPLE FACIAL AND ENT PROCEDURES	234	\$1,907	\$1,253
	236 TONSIL AND ADENOID PROCEDURES	316	\$1,509	\$1,105
13	THERAPUTIC AND OTHER RADIOLOGICAL PROCEDURES	1	\$660	\$2,218
	254 MYELOGRAPHY	1	\$660	\$2,420

AMB ST 1-6

UTAH HOSPITAL AND FREESTANDING AMBULATORY SURGERY CENTER (FASC) UTILIZATION AND CHARGE PROFILE OF OUTPATIENT SURGERY, 2002
 NUMBER OF SELECTED AMBULATORY SURGERY PATIENT VISITS BY PATIENT PROFILE

407 Healthsouth Salt Lake Surgical Center

Patient Profile	Patient Visits		Patient Visits-All FASCs	
	(#)	(%)	(#)	(%)
GENDER				
Female	3,054	53.9	42,484	55.7
Male	2,584	45.6	33,648	44.1
Unknown	0	0.0	37	0.0
Not Reported	26	0.5	113	0.1
AGE				
1-28 days	0	0.0	6	0.0
29-365 days	47	0.8	622	0.8
1-4 years	1,102	19.5	4,267	5.6
5-9	433	7.6	2,080	2.7
10-14	119	2.1	1,307	1.7
15-17	90	1.6	1,479	1.9
18-19	73	1.3	1,235	1.6
20-24	248	4.4	3,822	5.0
25-29	270	4.8	3,391	4.4
30-34	297	5.2	3,502	4.6
35-39	368	6.5	3,888	5.1
40-44	406	7.2	4,700	6.2
45-49	376	6.6	5,313	7.0
50-54	345	6.1	6,201	8.1
55-59	294	5.2	5,578	7.3
60-64	264	4.7	5,200	6.8
65-69	202	3.6	5,944	7.8
70-74	237	4.2	6,087	8.0
75-79	231	4.1	5,830	7.6
80-84	177	3.1	3,838	5.0
85-89	67	1.2	1,529	2.0
90 +	18	0.3	442	0.6
Not Reported	0	0.0	27	0.0
SOURCE OF ADMISSION				
Physician Referral	0	0.0	40,797	53.5
Clinic Referral	0	0.0	908	1.2
HMO Referral	0	0.0	7	0.0
Other Hospital	0	0.0	0	0.0
Skilled Nursing Facility	0	0.0	0	0.0
Other Health Care Facility	0	0.0	0	0.0
Emergency Room	0	0.0	0	0.0
Court/Law Enforcement	0	0.0	0	0.0
Unknown	5,664	100.0	10,364	13.6
Not Reported	0	0.0	24,206	31.7

(Continued)

AMB ST 1-6

UTAH HOSPITAL AND FREESTANDING AMBULATORY SURGERY CENTER (FASC) UTILIZATION AND CHARGE PROFILE OF OUTPATIENT SURGERY, 2002
 NUMBER OF SELECTED AMBULATORY SURGERY PATIENT VISITS BY PATIENT PROFILE

407 Healthsouth Salt Lake Surgical Center

Patient Profile	Patient Visits		Patient Visits-All FASCs	
	(#)	(%)	(#)	(%)
DISCHARGE STATUS				
Home or Self Care	5,664	100.0	47,095	61.7
Another Hospital	0	0.0	48	0.1
Skilled Nursing Facility	0	0.0	1	0.0
Intermediate Care Facility	0	0.0	1	0.0
Another Type of Institution	0	0.0	0	0.0
Under Care of Home Service	0	0.0	0	0.0
Left Against Medical Advice	0	0.0	0	0.0
Under Care of Home IV Provider	0	0.0	0	0.0
Expired	0	0.0	0	0.0
Unknown	0	0.0	29,137	38.2
Not Reported	0	0.0	0	0.0
PRIMARY PAYER				
Medicare	970	17.1	22,504	29.5
Medicaid	1,054	18.6	3,997	5.2
Other government	121	2.1	1,076	1.4
Blue Cross/Blue Shield	1,085	19.2	13,587	17.8
Other Commercial	886	15.6	7,977	10.5
Managed Care(HMO, PPO)	1,332	23.5	23,119	30.3
Self Pay	73	1.3	1,608	2.1
Industrial & Worker Comp	143	2.5	1,739	2.3
Charity and Unclassified	0	0.0	30	0.0
Childrens Health Insurance	0	0.0	278	0.4
Unknown	0	0.0	65	0.1
Not Reported	0	0.0	302	0.4
LOCAL HEALTH DISTRICT OF PATIENT RESIDENCE				
Bear River	26	0.5	4,087	5.4
Central Utah	33	0.6	1,200	1.6
Davis County	313	5.5	9,018	11.8
Salt Lake County	4,205	74.2	27,192	35.6
Southeastern Utah	21	0.4	840	1.1
Southwest Utah	34	0.6	3,904	5.1
Summit County	78	1.4	1,267	1.7
Tooele County	269	4.7	1,117	1.5
Tri-County	92	1.6	402	0.5
Utah County	158	2.8	9,498	12.5
Wasatch County	20	0.4	443	0.6
Weber County	115	2.0	13,127	17.2
Unknown Utah	5	0.1	67	0.1
Outside Utah	293	5.2	3,913	5.1
Unknown, Not Reported	2	0.0	207	0.3

SOURCE: Utah Ambulatory Surgery Database,
 Utah Health Data Committee/Office of Health Care Statistics.

AMB ST 1-1

UTAH HOSPITAL AND FREESTANDING AMBULATORY SURGERY CENTER (FASC) UTILIZATION AND CHARGE PROFILE OF OUTPATIENT SURGERY, 2002
 NUMBER OF CPT-4 AND ICD-9 PROCEDURES BY SELECTED AMBULATORY SURGERY REPORTING CATEGORY

403 Intermountain Surgical Center

Reporting Category (ICD-9-CM CODES)	Procedures Performed		Procedures Performed-All FASCs	
	(#)	(%)	(#)	(%)
Reporting Category (ICD-9-CM CODES)	12,783	100.0	43,262	100.0
Mastectomy (85.0-85.99)	683	5.3	1,139	2.6
Musculoskeletal (76.0-84.99)	1,502	11.7	5,726	13.2
Respiratory (30.0-34.99)	70	0.5	141	0.3
Cardiovascular (35.0-39.99)	32	0.3	345	0.8
Lymphatic/Hemetic (40.0-41.99)	46	0.4	83	0.2
Digestive System (42.0-54.99)	457	3.6	5,568	12.9
Urinary (55.0-59.99)	220	1.7	225	0.5
Male Genital (60.0-64.99)	109	0.9	124	0.3
Female Genital (65.0-71.99)	33	0.3	1,231	2.8
Endocrine/Nervous (01.0-07.99)	346	2.7	2,392	5.5
Eye (08.0-16.99)	3,722	29.1	13,466	31.1
Ear (18.0-20.99)	999	7.8	2,664	6.2
Nose, Mouth, Pharynx (21.0-29.99)	4,065	31.8	7,201	16.6
Other*	499	3.9	2,957	6.8
Reporting Category (CPT-4 CODES)	10,054	100.0	120,225	100.0
Mastectomy (19120-19220)	137	1.4	354	0.3
Musculoskeletal (20000-29909)	1,419	14.1	19,586	16.3
Respiratory (30000-32999)	2,053	20.4	7,772	6.5
Cardiovascular (33010-37799 & 93501-93660)	40	0.4	993	0.8
Lymphatic/Hemetic (38100-38999)	43	0.4	158	0.1
Diaphragm (39501-39599)	0	0.0	0	0.0
Digestive System (40490-49999)	1,292	12.9	37,220	31.0
Urinary (50010-53899)	218	2.2	1,590	1.3
Male Genital (54000-55899)	82	0.8	592	0.5
Female Genital (56405-58999)	22	0.2	3,271	2.7
Endocrine/Nervous (60000-64999)	124	1.2	10,396	8.6
Eye (65091-68899)	2,076	20.6	16,971	14.1
Ear (69000-69979)	594	5.9	4,327	3.6
Other*	1,954	19.4	16,995	14.1

SOURCE: Utah Ambulatory Surgery Database

Utah Health Data Committee/Office of Health Care Statistics.

* Procedure falls outside reporting categories.

AMB ST 1-2

UTAH HOSPITAL AND FREESTANDING AMBULATORY SURGERY CENTER (FASC) UTILIZATION AND CHARGE PROFILE OF OUTPATIENT SURGERY, 2002
 MOST COMMONLY PERFORMED CPT-4 AND ICD-9 PROCEDURES

403 Intermountain Surgical Center

ICD-9 CODE	ICD-9 DESCRIPTION	#	%	% ALL FASCs
All ICD-9 Procedures		12,783	100.0	100.0
1371	IOL PROSTH-CATARACT EXTRACT-1-STAGE	1,227	9.6	9.98
1341	PHACOEMULSIFICATION-ASPIR CATARACT	1,199	9.4	9.92
2001	MYRINGOTOMY W/INSRT TUBE	685	5.4	4.87
2169	OTH TURBINECTOMY	682	5.3	2.23
2263	ETHMOIDECTOMY	510	4.0	1.65
2188	OTH SEPTOPLASTY	464	3.6	1.77
283	TONSILLECTOMY W/ADENOIDECTOMY	435	3.4	2.69
2219	OTH DX PROC NASAL SINUSES	376	2.9	1.43
2262	EXC LES MAXIL SINUS W/OTH APPRCH	351	2.7	1.12
0443	RELEASE CARPAL TUNNEL	237	1.9	1.14
8023	ARTHSCPY-WRIST	203	1.6	0.50
282	TONSILLECTOMY WO ADENOIDECTOMY	191	1.5	1.13
0887	UPPER EYELID RHYTIDECTOMY	178	1.4	0.54
8554	BILAT BREAST IMPLNT	165	1.3	0.48
222	INTRANASAL ANTROSTOMY	164	1.3	0.68
286	ADENOIDECTOMY WO TONSILLECTOMY	149	1.2	0.72
8594	REMOV IMPLNT BREAST	144	1.1	0.37
201	REMOV TYMPANOSTOMY TUBE	140	1.1	0.43
2131	LOC EXC/DESTRUC INTRANASAL LES	127	1.0	0.31
0833	REPR BLEPHAROPT-RESECT/ADVANC LEVAT	121	0.9	0.69

CPT-4 CODE	CPT-4 DESCRIPTION	#	%	% ALL FASCs
All CPT-4 Procedures		10,054	100.0	100.0
66984	EXTRACAPSULAR CATARACT REMV IOL	1,226	12.2	8.48
30520	SEPTOPLASTY/SUBMUCOS RES W/GFT	554	5.5	1.31
88305	LEVEL IV - SURG PATH GROSS&MIC E	490	4.9	0.77
69436	TYMPANOSTOMY GENERAL ANESTHESIA	460	4.6	2.80
99070	SPL/MATL PROV-PHYS NOT USUL W/VI	374	3.7	3.15
30140	SUBMUCOS RES TURBINATE PART/CMPL	336	3.3	1.42
31267	NASL/SINUS ENDO; W/TISS REMV MAX	299	3.0	0.70
42820	T&A; UNDER AGE 12	284	2.8	1.42
31255	NASAL/SINUS ENDO; W/TOT ETHMOECT	245	2.4	0.73
42826	TONSILLECTOMY PRIM/SEC; AGE 12/O	158	1.6	0.71
29848	ENDO WRST SURG REL TRNS CARP LIG	156	1.6	0.24
42821	T&A; AGE 12 OR OVER	153	1.5	0.49
67904	REPR BLEPHAROPTOSIS; RESECT-EXT	111	1.1	0.40
19325	MAMMAPLASTY AUG; W/PROSTHETIC IM	109	1.1	0.14
42830	ADENOIDECTOMY PRIMARY; UNDER AGE	106	1.1	0.41
31256	NASL/SINUS ENDO SURG W/MAX ANTRO	104	1.0	0.47
19120	EXC BRST CYST TUMR/LES OPN M/F 1	94	0.9	0.22
31276	NASL/SINUS ENDO W/FRNTL SINUS EX	88	0.9	0.20
66999	UNLISTED PROC ANTERIOR SEGMENT E	82	0.8	0.11
20680	REMOVAL OF IMPLANT; DEEP	75	0.7	0.67

SOURCE: Utah Ambulatory Surgery Database
 Utah Health Data Committee/Office of Health Care Statistics

AMB ST 1-3

UTAH HOSPITAL AND FREESTANDING AMBULATORY SURGERY CENTER (FASC) UTILIZATION AND CHARGE PROFILE OF OUTPATIENT SURGERY, 2002
 AVERAGE TOTAL CHARGES FOR MOST COMMONLY PERFORMED CPT-4 AND ICD-9 PROCEDURES, SINGLE ICD-9 OR CPT-4 ONLY

403 Intermountain Surgical Center

ICD-9 CODE	ICD-9 DESCRIPTION	#	AVE TOT CHR	AVE TOT CHR (ALL FASCs)
ICD-9 Procedures		1,776	\$947	\$1,375
283	TONSILLECTOMY W/ADENOIDECTOMY	317	\$625	\$987
282	TONSILLECTOMY WO ADENOIDECTOMY	135	\$613	\$973
8554	BILAT BREAST IMPLNT	81	\$663	\$911
8521	LOC EXC LES BREAST	79	\$804	\$959
4523	COLONOSCOPY	47	\$717	\$826
8532	BILAT REDUC MAMMO	40	\$1,712	\$2,155
1164	OTH PENETRATING KERATOPLASTY	34	\$3,473	\$5,114
5304	UNILAT REPR INDIRECT ING HERN-GFT	34	\$1,302	\$1,365
8221	EXC LES TENDON SHEATH HAND	33	\$883	\$1,004
7933	OP REDUC W/INT FIX-CARP-METACARP	32	\$1,079	\$1,360
8201	EXPLOR TENDON SHEATH HAND	28	\$712	\$872
0443	RELEASE CARPAL TUNNEL	26	\$841	\$1,025
0833	REPR BLEPHAROPT-RESECT/ADVANC LEVAT	25	\$660	\$1,508
5303	UNILAT REPR DIRECT ING HERN-GFT	24	\$1,132	\$1,218
5349	OTH UMB HERNIORRHAPHY	23	\$898	\$934
7934	OP REDUC W/INT FIX-PHALANGES HAND	23	\$902	\$1,300
194	MYRINGOPLASTY	17	\$1,566	\$1,474
7932	OP REDUC FX W/INT FIX-RADIUS & ULNA	15	\$2,568	\$2,998
0407	OTH EXC/AVUL CRANIAL & PERIPH NERV	14	\$737	\$1,008
7751	BUNIONEC SOFT-OSTEOT 1ST METATARS	14	\$1,058	\$1,449

CPT-4 CODE	CPT-4 DESCRIPTION	#	AVE TOT CHR	AVE TOT CHR (ALL FASCs)
CPT-4 Procedures		3,193	\$1,142	\$1,364
66984	EXTRACAPSULAR CATARACT REMV IOL	1,122	\$1,465	\$2,205
42820	T&A; UNDER AGE 12	158	\$526	\$1,110
69436	TYMPANOSTOMY GENERAL ANESTHESIA	131	\$777	\$904
29848	ENDO WRST SURG REL TRNS CARP LIG	115	\$1,445	\$1,518
42821	T&A; AGE 12 OR OVER	101	\$660	\$1,152
42826	TONSILLECTOMY PRIM/SEC; AGE 12/O	93	\$573	\$1,102
19325	MAMMAPLASTY AUG; W/PROSTHETIC IM	89	\$754	\$961
19120	EXC BRST CYST TUMR/LES OPN M/F 1	66	\$797	\$996
49505	REPR INIT ING HERNIA 5YR/MORE; R	54	\$979	\$1,379
45378	COLONOSCOPY FLEX; DX-SEP PROC	47	\$717	\$784
20680	REMOVAL OF IMPLANT; DEEP	35	\$823	\$1,160
67904	REPR BLEPHAROPTOSIS; RESECT-EXT	32	\$723	\$1,533
15822	BLEPHAROPLASTY UPPER EYELID;	29	\$881	\$1,122
64721	NEUROPLASTY; MEDIAN @ CARPAL TUN	29	\$841	\$1,074
65730	KERATOPLASTY; PENETRATING	29	\$3,564	\$4,792
26055	TENDON SHEATH INCISION	28	\$711	\$1,116
25111	EXCISION OF GANGLION WRIST; PRIM	24	\$893	\$1,313
26160	EXC LES TEND SHETH/JNT CAP HND/F	20	\$854	\$1,119
49585	REPR UMBIL HERNIA 5YR/OVER; RDOC	20	\$887	\$1,285
49650	LAPARSCPY SURG; REPR INIT ING HE	19	\$2,671	\$2,381

SOURCE: Utah Ambulatory Surgery Database
 Utah Health Data Committee/Office of Health Care Statistics

AMB ST 1-4

UTAH HOSPITAL AND FREESTANDING AMBULATORY SURGERY CENTER (FASC) UTILIZATION AND CHARGE PROFILE OF OUTPATIENT SURGERY, 2002
 PROCEDURE APG CATEGORY, PROCEDURE APG

403 Intermountain Surgical Center

Procedure APG category	Procedure APG	TOTAL #	TOTAL # (ALL FASCs)
01	INTEGUMENTARY SYSTEM	851	3,253
	002 SUPERFICIAL NEEDLE BIOPSY AND ASPIRATION	5	63
	004 SIMPLE INCISION AND DRAINAGE	5	26
	006 SIMPLE DEBRIDEMENT AND DESTRUCTION	30	121
	007 COMPLEX EXCISION, BIOPSY AND DEBRIDEMENT	68	650
	008 SIMPLE EXCISION AND BIOPSY	82	639
	009 COMPLEX SKIN REPAIRS INCL INTEGUMENT GRAFTS, TRANSFER & REARRANGE	253	778
	010 SIMPLE SKIN REPAIR	26	94
	011 SIMPLE INCISION AND EXCISION OF BREAST	156	478
	012 BREAST RECONSTRUCTION AND MASTECTOMY	226	371
02	MUSCULOSKELETAL SYSTEM	1,232	18,176
	021 COMPLEX MUSCULOSKELETAL PROCEDURES EXCLUDING HAND AND FOOT	86	1,983
	022 SIMPLE MUSCULOSKELETAL PROCEDURES EXCLUDING HAND AND FOOT	61	525
	023 COMPLEX HAND AND FOOT MUSCULOSKELETAL PROCEDURES	70	736
	024 SIMPLE HAND AND FOOT MUSCULOSKELETAL PROCEDURES	501	4,888
	025 ARTHROSCOPY	258	7,037
	026 REPLACEMENT OF CAST	2	4
	029 CLOSED TREATMENT FX & DISLOCATION EXC FINGER, TOE & TRUNK	11	108
	030 OPEN OR PERCUTANEOUS TREATMENT OF FRACTURES	121	747
	031 BONE OR JOINT MANIPULATION UNDER ANESTHESIA	3	129
	032 BUNION PROCEDURES	40	1,163
	033 ARTHROPLASTY	16	142
	034 HAND AND FOOT TENOTOMY	14	60
	035 ARTHROCENTESIS AND LIGAMENT OR TENDON INJECTION	49	645
03	RESPIRATORY SYSTEM	954	3,574
	053 COMPLEX ENDOSCOPY OF THE UPPER AIRWAY	949	3,517
	054 SIMPLE ENDOSCOPY OF THE UPPER AIRWAY	3	30
	055 ENDOSCOPY OF THE LOWER AIRWAY	2	5
04	CARDIOVASCULAR SYSTEM	36	836
	075 PLACEMENT OF TRANSVENOUS CATHETERS	2	2
	080 MINOR VASCULAR REPAIR AND FISTULA CONSTRUCTION	4	21
	081 SECONDARY VARICOSE VEINS AND VASCULAR INJECTION	11	196
	082 VASCULAR LIGATION	19	95
05	HEMATOLOGIC, LYMPHATIC, AND ENDOCRINE	41	181
	095 DEEP LYMPH STRUCTURE AND THYROID PROCEDURES	41	181
06	DIGESTIVE SYSTEM	443	32,087
	113 ANOSCOPY WITH BIOPSY AND DIAGNOSTIC PROCTOSIGMOIDOSCOPY	6	209
	115 DIAGNOSTIC UPPER GI ENDOSCOPY OR INTUBATION	53	8,270
	116 THERAPEUTIC UPPER GI ENDOSCOPY OR INTUBATION	34	2,348
	117 LOWER GASTROINTESTINAL ENDOSCOPY	116	15,324
	118 ERCP AND MISCELLANEOUS GI ENDOSCOPY PROCEDURES	1	25
	119 HERNIA AND HYDROCELE PROCEDURES	154	1,240
	120 COMPLEX ANAL AND RECTAL PROCEDURES	19	259
	121 SIMPLE ANAL AND RECTAL PROCEDURES	6	58
	122 MISCELLANEOUS ABDOMINAL PROCEDURES	2	32
	123 COMPLEX LAPAROSCOPIC PROCEDURES	52	2,343

AMB ST 1-4

UTAH HOSPITAL AND FREESTANDING AMBULATORY SURGERY CENTER (FASC) UTILIZATION AND CHARGE PROFILE OF OUTPATIENT SURGERY, 2002
PROCEDURE APG CATEGORY, PROCEDURE APG

403 Intermountain Surgical Center

procedure APG category	procedure APG	TOTAL #	TOTAL # (ALL FASCs)
07	URINARY SYSTEM	210	1,533
	131 RENAL EXTRACORPOREAL SHOCK WAVE LITHOTRIPSY	32	698
	133 URINARY CATHETERIZATION AND DILATATION	11	18
	134 COMPLEX CYSTOURETHROSCOPY AND LITHOLAPAXY	43	306
	135 MODERATE CYSTOURETHROSCOPY	76	380
	136 SIMPLE CYSTOURETHROSCOPY	44	105
	137 COMPLEX URETHRAL PROCEDURES	2	15
	138 SIMPLE URETHRAL PROCEDURES	2	11
08	MALE GENITAL SYSTEM	70	529
	151 TESTICULAR AND EPIDIDYMAL PROCEDURES	46	343
	153 COMPLEX PENILE PROCEDURES	4	10
	154 SIMPLE PENILE PROCEDURES	19	147
	155 PROSTATE NEEDLE AND PUNCH BIOPSY	1	24
09	FEMALE GENITAL SYSTEM	21	1,720
	173 TREATMENT OF SPONTANEOUS ABORTION	7	105
	176 COMPLEX FEMALE REPRODUCTIVE PROCEDURES	3	132
	177 SIMPLE FEMALE REPRODUCTIVE PROCEDURES	4	465
	178 DILATION AND CURETTAGE	1	216
	179 HYSTEROSCOPY	5	741
	180 COLPOSCOPY	1	61
10	NERVOUS SYSTEM	120	9,932
	195 NERVOUS SYSTEM INJECTIONS, STIMULATIONS OR CRANIAL TAP	1	7,518
	198 NERVE REPAIR AND DESTRUCTION	119	2,250
11	EYE AND OCULAR ADNEXA	2,069	16,937
	211 MINOR OPHTHALMOLOGICAL TESTS AND PROCEDURES	1	210
	214 CATARACT PROCEDURES	1,235	10,463
	215 COMPLEX ANTERIOR SEGMENT EYE PROCEDURES	86	953
	216 MODERATE ANTERIOR SEGMENT EYE PROCEDURES	68	669
	217 SIMPLE ANTERIOR SEGMENT EYE PROCEDURES	105	294
	219 SIMPLE POSTERIOR SEGMENT EYE PROCEDURES	2	79
	220 STRABISMUS AND MUSCLE EYE PROCEDURES	69	493
	221 COMPLEX REPAIR AND PLASTIC PROCEDURES OF EYE	421	1,529
	222 SIMPLE REPAIR AND PLASTIC PROCEDURES OF EYE	77	300
	223 VITRECTOMY	5	347
12	FACIAL, EAR, NOSE, MOUTH AND THROAT	2,615	15,405
	233 NASAL CAUTERIZATION AND PACKING	14	72
	234 COMPLEX FACIAL AND ENT PROCEDURES	788	2,878
	235 SIMPLE FACIAL AND ENT PROCEDURES	1,033	8,573
	236 TONSIL AND ADENOID PROCEDURES	780	3,882
13	THERAPUTIC AND OTHER RADIOLOGICAL PROCEDURES	1	675
	255 MISCELLANEOUS RADIOLOGICAL PROCEDURES WITH CONTRAST	1	77

SOURCE: Utah Ambulatory Surgery Database
Utah Health Data Committee/Office of Health Care Statistics

AMB ST 1-5

UTAH HOSPITAL AND FREESTANDING AMBULATORY SURGERY CENTER (FASC) UTILIZATION AND CHARGE PROFILE OF OUTPATIENT SURGERY, 2002
 PROCEDURE APG CATEGORY, PROCEDURE APG, SINGLE APG ONLY

403 Intermountain Surgical Center

Procedure APG category	Procedure APG	TOTAL #	AVE TOT CHR	AVE TOT CHR(ALL FASCs)
01	INTEGUMENTARY SYSTEM	266	\$906	\$1,167
	006 SIMPLE DEBRIDEMENT AND DESTRUCTION	2	\$627	\$1,072
	007 COMPLEX EXCISION, BIOPSY AND DEBRIDEMENT	20	\$887	\$1,167
	008 SIMPLE EXCISION AND BIOPSY	14	\$709	\$1,096
	009 COMPLEX SKIN REPAIRS INCL INTEGUMENT GRAFTS, TRANSFER & REARRAN	43	\$1,141	\$1,557
	011 SIMPLE INCISION AND EXCISION OF BREAST	80	\$798	\$1,032
	012 BREAST RECONSTRUCTION AND MASTECTOMY	107	\$927	\$1,269
02	MUSCULOSKELETAL SYSTEM	500	\$1,132	\$1,770
	021 COMPLEX MUSCULOSKELETAL PROCEDURES EXCLUDING HAND AND FOOT	27	\$1,230	\$1,995
	022 SIMPLE MUSCULOSKELETAL PROCEDURES EXCLUDING HAND AND FOOT	12	\$914	\$1,331
	023 COMPLEX HAND AND FOOT MUSCULOSKELETAL PROCEDURES	16	\$1,158	\$1,805
	024 SIMPLE HAND AND FOOT MUSCULOSKELETAL PROCEDURES	187	\$888	\$1,276
	025 ARTHROSCOPY	162	\$1,518	\$2,340
	029 CLOSED TREATMENT FX & DISLOCATION EXC FINGER, TOE & TRUNK	4	\$1,138	\$1,354
	030 OPEN OR PERCUTANEOUS TREATMENT OF FRACTURES	73	\$947	\$1,720
	032 BUNION PROCEDURES	17	\$906	\$1,532
	033 ARTHROPLASTY	2	\$1,258	\$1,989
03	RESPIRATORY SYSTEM	28	\$826	\$1,284
	053 COMPLEX ENDOSCOPY OF THE UPPER AIRWAY	27	\$830	\$1,351
	055 ENDOSCOPY OF THE LOWER AIRWAY	1	\$694	\$694
04	CARDIOVASCULAR SYSTEM	7	\$1,305	\$1,526
	080 MINOR VASCULAR REPAIR AND FISTULA CONSTRUCTION	1	\$740	\$1,531
	081 SECONDARY VARICOSE VEINS AND VASCULAR INJECTION	2	\$1,002	\$1,491
	082 VASCULAR LIGATION	4	\$1,597	\$1,638
05	HEMATOLOGIC, LYMPHATIC, AND ENDOCRINE	28	\$747	\$1,099
	095 DEEP LYMPH STRUCTURE AND THYROID PROCEDURES	28	\$747	\$1,099
06	DIGESTIVE SYSTEM	250	\$1,046	\$895
	113 ANOSCOPY WITH BIOPSY AND DIAGNOSTIC PROCTOSIGMOIDOSCOPY	4	\$622	\$417
	115 DIAGNOSTIC UPPER GI ENDOSCOPY OR INTUBATION	7	\$909	\$716
	116 THERAPEUTIC UPPER GI ENDOSCOPY OR INTUBATION	5	\$900	\$761
	117 LOWER GASTROINTESTINAL ENDOSCOPY	74	\$717	\$811
	119 HERNIA AND HYDROCELE PROCEDURES	109	\$960	\$1,342
	120 COMPLEX ANAL AND RECTAL PROCEDURES	14	\$785	\$933
	121 SIMPLE ANAL AND RECTAL PROCEDURES	2	\$943	\$708
	122 MISCELLANEOUS ABDOMINAL PROCEDURES	1	\$863	\$895
	123 COMPLEX LAPAROSCOPIC PROCEDURES	34	\$2,253	\$2,238
07	URINARY SYSTEM	55	\$1,092	\$1,406
	131 RENAL EXTRACORPOREAL SHOCK WAVE LITHOTRIPSY	2	\$5,498	\$1,514
	133 URINARY CATHETERIZATION AND DILATATION	5	\$1,009	\$1,009
	134 COMPLEX CYSTOURETHROSCOPY AND LITHOLAPAXY	7	\$908	\$1,432
	135 MODERATE CYSTOURETHROSCOPY	19	\$986	\$1,174
	136 SIMPLE CYSTOURETHROSCOPY	20	\$852	\$856
	138 SIMPLE URETHRAL PROCEDURES	2	\$953	\$972
08	MALE GENITAL SYSTEM	44	\$849	\$1,616
	151 TESTICULAR AND EPIDIDYMAL PROCEDURES	27	\$849	\$1,776
	153 COMPLEX PENILE PROCEDURES	2	\$894	\$1,329

AMB ST 1-5

UTAH HOSPITAL AND FREESTANDING AMBULATORY SURGERY CENTER (FASC) UTILIZATION AND CHARGE PROFILE OF OUTPATIENT SURGERY, 2002
 PROCEDURE APG CATEGORY, PROCEDURE APG, SINGLE APG ONLY

403 Intermountain Surgical Center

procedure APG category	Procedure APG	TOTAL #	AVE TOT CHRGR	AVE TOT CHRGR(ALL FASCs)
	154 SIMPLE PENILE PROCEDURES	14	\$853	\$1,096
	155 PROSTATE NEEDLE AND PUNCH BIOPSY	1	\$697	\$4,384
09	FEMALE GENITAL SYSTEM	7	\$996	\$1,256
	176 COMPLEX FEMALE REPRODUCTIVE PROCEDURES	3	\$922	\$1,508
	177 SIMPLE FEMALE REPRODUCTIVE PROCEDURES	1	\$433	\$1,070
	179 HYSTEROSCOPY	3	\$1,258	\$1,545
10	NERVOUS SYSTEM	41	\$905	\$707
	198 NERVE REPAIR AND DESTRUCTION	41	\$905	\$1,209
11	EYE AND OCULAR ADNEXA	1,308	\$1,453	\$2,036
	214 CATARACT PROCEDURES	1,128	\$1,464	\$2,211
	215 COMPLEX ANTERIOR SEGMENT EYE PROCEDURES	46	\$2,758	\$2,230
	216 MODERATE ANTERIOR SEGMENT EYE PROCEDURES	23	\$985	\$1,906
	217 SIMPLE ANTERIOR SEGMENT EYE PROCEDURES	14	\$843	\$1,679
	220 STRABISMUS AND MUSCLE EYE PROCEDURES	4	\$972	\$2,523
	221 COMPLEX REPAIR AND PLASTIC PROCEDURES OF EYE	83	\$922	\$1,626
	222 SIMPLE REPAIR AND PLASTIC PROCEDURES OF EYE	9	\$696	\$922
	223 VITRECTOMY	1	\$1,565	\$3,011
12	FACIAL, EAR, NOSE, MOUTH AND THROAT	644	\$723	\$1,218
	234 COMPLEX FACIAL AND ENT PROCEDURES	91	\$1,268	\$1,586
	235 SIMPLE FACIAL AND ENT PROCEDURES	177	\$768	\$1,253
	236 TONSIL AND ADENOID PROCEDURES	376	\$570	\$1,105

AMB ST 1-6

UTAH HOSPITAL AND FREESTANDING AMBULATORY SURGERY CENTER (FASC) UTILIZATION AND CHARGE PROFILE OF OUTPATIENT SURGERY, 2002
 NUMBER OF SELECTED AMBULATORY SURGERY PATIENT VISITS BY PATIENT PROFILE

403 Intermountain Surgical Center

Patient Profile	Patient Visits		Patient Visits-All FASCs	
	(#)	(%)	(#)	(%)
GENDER				
Female	3,099	55.4	42,484	55.7
Male	2,494	44.6	33,648	44.1
Unknown	0	0.0	37	0.0
Not Reported	0	0.0	113	0.1
AGE				
1-28 days	0	0.0	6	0.0
29-365 days	80	1.4	622	0.8
1-4 years	377	6.7	4,267	5.6
5-9	283	5.1	2,080	2.7
10-14	178	3.2	1,307	1.7
15-17	156	2.8	1,479	1.9
18-19	122	2.2	1,235	1.6
20-24	325	5.8	3,822	5.0
25-29	295	5.3	3,391	4.4
30-34	274	4.9	3,502	4.6
35-39	289	5.2	3,888	5.1
40-44	336	6.0	4,700	6.2
45-49	386	6.9	5,313	7.0
50-54	402	7.2	6,201	8.1
55-59	369	6.6	5,578	7.3
60-64	358	6.4	5,200	6.8
65-69	292	5.2	5,944	7.8
70-74	384	6.9	6,087	8.0
75-79	332	5.9	5,830	7.6
80-84	235	4.2	3,838	5.0
85-89	94	1.7	1,529	2.0
90 +	26	0.5	442	0.6
Not Reported	0	0.0	27	0.0
SOURCE OF ADMISSION				
Physician Referral	5,588	99.9	40,797	53.5
Clinic Referral	1	0.0	908	1.2
HMO Referral	4	0.1	7	0.0
Other Hospital	0	0.0	0	0.0
Skilled Nursing Facility	0	0.0	0	0.0
Other Health Care Facility	0	0.0	0	0.0
Emergency Room	0	0.0	0	0.0
Court/Law Enforcement	0	0.0	0	0.0
Unknown	0	0.0	10,364	13.6
Not Reported	0	0.0	24,206	31.7

(Continued)

AMB ST 1-6

UTAH HOSPITAL AND FREESTANDING AMBULATORY SURGERY CENTER (FASC) UTILIZATION AND CHARGE PROFILE OF OUTPATIENT SURGERY, 2002
 NUMBER OF SELECTED AMBULATORY SURGERY PATIENT VISITS BY PATIENT PROFILE

403 Intermountain Surgical Center

Patient Profile	Patient Visits		Patient Visits-All FASCs	
	(#)	(%)	(#)	(%)
DISCHARGE STATUS				
Home or Self Care	5,573	99.6	47,095	61.7
Another Hospital	19	0.3	48	0.1
Skilled Nursing Facility	0	0.0	1	0.0
Intermediate Care Facility	1	0.0	1	0.0
Another Type of Institution	0	0.0	0	0.0
Under Care of Home Service	0	0.0	0	0.0
Left Against Medical Advice	0	0.0	0	0.0
Under Care of Home IV Provider	0	0.0	0	0.0
Expired	0	0.0	0	0.0
Unknown	0	0.0	29,137	38.2
Not Reported	0	0.0	0	0.0
PRIMARY PAYER				
Medicare	1,287	23.0	22,504	29.5
Medicaid	167	3.0	3,997	5.2
Other government	38	0.7	1,076	1.4
Blue Cross/Blue Shield	600	10.7	13,587	17.8
Other Commercial	409	7.3	7,977	10.5
Managed Care(HMO, PPO)	2,549	45.6	23,119	30.3
Self Pay	375	6.7	1,608	2.1
Industrial & Worker Comp	131	2.3	1,739	2.3
Charity and Unclassified	6	0.1	30	0.0
Childrens Health Insurance	2	0.0	278	0.4
Unknown	29	0.5	65	0.1
Not Reported	0	0.0	302	0.4
LOCAL HEALTH DISTRICT OF PATIENT RESIDENCE				
Bear River	53	0.9	4,087	5.4
Central Utah	27	0.5	1,200	1.6
Davis County	806	14.4	9,018	11.8
Salt Lake County	3,772	67.4	27,192	35.6
Southeastern Utah	21	0.4	840	1.1
Southwest Utah	42	0.8	3,904	5.1
Summit County	113	2.0	1,267	1.7
Tooele County	142	2.5	1,117	1.5
Tri-County	29	0.5	402	0.5
Utah County	141	2.5	9,498	12.5
Wasatch County	25	0.4	443	0.6
Weber County	79	1.4	13,127	17.2
Unknown Utah	3	0.1	67	0.1
Outside Utah	337	6.0	3,913	5.1
Unknown, Not Reported	3	0.1	207	0.3

SOURCE: Utah Ambulatory Surgery Database,
 Utah Health Data Committee/Office of Health Care Statistics.

AMB ST 1-1

UTAH HOSPITAL AND FREESTANDING AMBULATORY SURGERY CENTER (FASC) UTILIZATION AND CHARGE PROFILE OF OUTPATIENT SURGERY, 2002
 NUMBER OF CPT-4 AND ICD-9 PROCEDURES BY SELECTED AMBULATORY SURGERY REPORTING CATEGORY

412 Madsen Surgery Center (formerly Wasatch Surgery Center)

Reporting Category (ICD-9-CM CODES)	Procedures Performed		Procedures Performed-All FASCs	
	(#)	(%)	(#)	(%)
Reporting Category (ICD-9-CM CODES)	2,592	100.0	43,262	100.0
Mastectomy (85.0-85.99)	403	15.5	1,139	2.6
Musculoskeletal (76.0-84.99)	1,519	58.6	5,726	13.2
Respiratory (30.0-34.99)	1	0.0	141	0.3
Cardiovascular (35.0-39.99)	2	0.1	345	0.8
Lymphatic/Hemetic (40.0-41.99)	7	0.3	83	0.2
Digestive System (42.0-54.99)	31	1.2	5,568	12.9
Urinary (55.0-59.99)	0	0.0	225	0.5
Male Genital (60.0-64.99)	0	0.0	124	0.3
Female Genital (65.0-71.99)	11	0.4	1,231	2.8
Endocrine/Nervous (01.0-07.99)	351	13.5	2,392	5.5
Eye (08.0-16.99)	35	1.4	13,466	31.1
Ear (18.0-20.99)	18	0.7	2,664	6.2
Nose, Mouth, Pharynx (21.0-29.99)	92	3.5	7,201	16.6
Other*	122	4.7	2,957	6.8
Reporting Category (CPT-4 CODES)	2,582	100.0	120,225	100.0
Mastectomy (19120-19220)	132	5.1	354	0.3
Musculoskeletal (20000-29909)	1,599	61.9	19,586	16.3
Respiratory (30000-32999)	23	0.9	7,772	6.5
Cardiovascular (33010-37799 & 93501-93660)	4	0.2	993	0.8
Lymphatic/Hemetic (38100-38999)	7	0.3	158	0.1
Diaphragm (39501-39599)	0	0.0	0	0.0
Digestive System (40490-49999)	30	1.2	37,220	31.0
Urinary (50010-53899)	0	0.0	1,590	1.3
Male Genital (54000-55899)	0	0.0	592	0.5
Female Genital (56405-58999)	12	0.5	3,271	2.7
Endocrine/Nervous (60000-64999)	278	10.8	10,396	8.6
Eye (65091-68899)	11	0.4	16,971	14.1
Ear (69000-69979)	3	0.1	4,327	3.6
Other*	483	18.7	16,995	14.1

SOURCE: Utah Ambulatory Surgery Database

Utah Health Data Committee/Office of Health Care Statistics.

* Procedure falls outside reporting categories.

AMB ST 1-2

UTAH HOSPITAL AND FREESTANDING AMBULATORY SURGERY CENTER (FASC) UTILIZATION AND CHARGE PROFILE OF OUTPATIENT SURGERY, 2002
 MOST COMMONLY PERFORMED CPT-4 AND ICD-9 PROCEDURES

412 Madsen Surgery Center (formerly Wasatch Surgery Ce

ICD-9 CODE	ICD-9 DESCRIPTION	#	%	% ALL FASCs
All ICD-9 Procedures				
0443	RELEASE CARPAL TUNNEL	226	8.7	1.14
8521	LOC EXC LES BREAST	125	4.8	0.66
806	EXC SEMILUNAR CARTILAGE-KNEE	123	4.7	1.08
8201	EXPLOR TENDON SHEATH HAND	98	3.8	0.42
0449	OTH PERIPH NERV/GANGL DECOMP/LYSIS	95	3.7	0.30
8145	OTH REPR CRUCIATE LIGAMNT	77	3.0	0.34
8086	OTH LOC EXC/DESTRUC JT LES-KNEE	75	2.9	0.58
8519	OTH DX PROC BREAST	69	2.7	0.16
8221	EXC LES TENDON SHEATH HAND	68	2.6	0.28
8512	OP BX BREAST	61	2.4	0.17
8554	BILAT BREAST IMPLNT	43	1.7	0.48
8175	ARTHPLSTY CARPOCARPAL JT WO IMPLNT	41	1.6	0.12
7867	REMOV IMPLNT DEVICE-TIBIA & FIB	39	1.5	0.19
7869	REMOV IMPLNT DEVICE-OTH BONE	37	1.4	0.20
2189	OTH REPR & PLSTC OPER NOSE	35	1.4	0.19
863	OTH LOC EXC LES SKIN-SUBQ TISS	34	1.3	0.34
8363	ROTATOR CUFF REPR	33	1.3	0.34
7932	OP REDUC FX W/INT FIX-RADIUS & ULNA	32	1.2	0.14
8083	OTH LOC EXC/DESTRUC JT LES-WRIST	26	1.0	0.11
8182	REPR RECUR DISLOC SHLDR	25	1.0	0.10

CPT-4 CODE	CPT-4 DESCRIPTION	#	%	% ALL FASCs
All CPT-4 Procedures				
64721	NEUROPLASTY; MEDIAN @ CARPAL TUN	147	5.7	0.92
26055	TENDON SHEATH INCISION	133	5.2	0.44
19120	EXC BRST CYST TUMR/LES OPN M/F 1	118	4.6	0.22
20680	REMOVAL OF IMPLANT; DEEP	116	4.5	0.67
29881	SCOPE KNEE SURG;W/MENISCECT MED/	116	4.5	1.38
29888	ARTHSCPY AIDED ACL REPR/AUG/RECO	71	2.7	0.46
29877	SCOPE KNEE SURG; DEBRID/SHAVE CA	70	2.7	1.09
19290	PREOP PLCMT NDLE LOC WIRE BREAST	63	2.4	0.06
64718	NEUROPLASTY; ULNAR NERV @ ELBOW	61	2.4	0.18
19101	BIOPSY OF BREAST; OPEN INCISIONA	60	2.3	0.05
29848	ENDO WRST SURG REL TRNS CARP LIG	52	2.0	0.24
29826	SCOPE SHOULDER; DECOMP SUBACROM	50	1.9	0.60
19325	MAMMAPLASTY AUG; W/PROSTHETIC IM	42	1.6	0.14
25111	EXCISION OF GANGLION WRIST; PRIM	41	1.6	0.18
29999	UNLISTED PROCEDURE ARTHROSCOPY	38	1.5	0.11
14060	ADJ TRANS EYELD/&LIP; 10 SQ CM/L	33	1.3	0.06
26160	EXC LES TEND SHETH/JNT CAP HND/F	29	1.1	0.17
64708	NEUROPLSTY PERIPHR L NERV; NOT SP	27	1.0	0.05
29846	SCOPE WRIST SURG; EXC&/REPR CART	24	0.9	0.05
25447	ARTHPLSTY INTERPSTN INTERCARPAL/	23	0.9	0.07

SOURCE: Utah Ambulatory Surgery Database
 Utah Health Data Committee/Office of Health Care Statistics

AMB ST 1-3

UTAH HOSPITAL AND FREESTANDING AMBULATORY SURGERY CENTER (FASC) UTILIZATION AND CHARGE PROFILE OF OUTPATIENT SURGERY, 2002
 AVERAGE TOTAL CHARGES FOR MOST COMMONLY PERFORMED CPT-4 AND ICD-9 PROCEDURES, SINGLE ICD-9 OR CPT-4 ONLY

412 Madsen Surgery Center (formerly Wasatch Surgery Ce

ICD-9 CODE	ICD-9 DESCRIPTION	#	AVE TOT CHRG	AVE TOT CHRG (ALL FASCs)
ICD-9 Procedures		1,089	\$1,979	\$1,375
0443	RELEASE CARPAL TUNNEL	108	\$1,066	\$1,025
8521	LOC EXC LES BREAST	80	\$1,098	\$959
8201	EXPLOR TENDON SHEATH HAND	72	\$907	\$872
806	EXC SEMILUNAR CARTILAGE-KNEE	71	\$2,155	\$2,047
8221	EXC LES TENDON SHEATH HAND	58	\$1,078	\$1,004
8145	OTH REPR CRUCIATE LIGAMNT	40	\$5,179	\$5,179
0449	OTH PERIPH NERV/GANGL DECOMP/LYSIS	35	\$1,709	\$1,644
8086	OTH LOC EXC/DESTRUC JT LES-KNEE	35	\$2,072	\$2,051
8554	BILAT BREAST IMPLNT	33	\$1,520	\$911
7867	REMOV IMPLNT DEVICE-TIBIA & FIB	22	\$1,218	\$1,031
8512	OP BX BREAST	22	\$1,276	\$1,205
7932	OP REDUC FX W/INT FIX-RADIUS & ULNA	21	\$3,467	\$2,998
8083	OTH LOC EXC/DESTRUC JT LES-WRIST	21	\$2,440	\$1,854
8182	REPR RECUR DISLOC SHLDR	21	\$6,678	\$6,269
2189	OTH REPR & PLSTC OPER NOSE	20	\$2,036	\$1,810
7869	REMOV IMPLNT DEVICE-OTH BONE	18	\$1,019	\$912
8175	ARTHRLSTY CARPOCARPAL JT WO IMPLNT	15	\$2,844	\$2,488
8363	ROTATOR CUFF REPR	15	\$6,382	\$6,382
7863	REMOV IMPLNT DEVICE-RADIUS & ULNA	13	\$1,472	\$1,149
7933	OP REDUC W/INT FIX-CARP-METACARP	10	\$2,257	\$1,360

CPT-4 CODE	CPT-4 DESCRIPTION	#	AVE TOT CHRG	AVE TOT CHRG (ALL FASCs)
CPT-4 Procedures		1,117	\$1,978	\$1,364
64721	NEUROPLASTY; MEDIAN @ CARPAL TUN	93	\$1,048	\$1,074
19120	EXC BRST CYST TUMR/LES OPN M/F 1	79	\$1,088	\$996
29881	SCOPE KNEE SURG;W/MENISCECT MED/	70	\$2,132	\$2,169
20680	REMOVAL OF IMPLANT; DEEP	56	\$1,218	\$1,160
26055	TENDON SHEATH INCISION	45	\$813	\$1,116
29877	SCOPE KNEE SURG; DEBRID/SHAVE CA	37	\$2,080	\$2,223
29888	ARTHSCPY AIDED ACL REPR/AUG/RECO	37	\$5,105	\$4,177
25111	EXCISION OF GANGLION WRIST; PRIM	36	\$1,078	\$1,313
29848	ENDO WRST SURG REL TRNS CARP LIG	36	\$1,391	\$1,518
19325	MAMMAPLASTY AUG; W/PROSTHETIC IM	33	\$1,520	\$961
19101	BIOPSY OF BREAST; OPEN INCISIONA	25	\$1,343	\$1,343
64718	NEUROPLASTY; ULNAR NERV @ ELBOW	25	\$1,882	\$1,572
26160	EXC LES TEND SHETH/JNT CAP HND/F	22	\$1,056	\$1,119
29846	SCOPE WRIST SURG; EXC&/REPR CART	19	\$2,666	\$2,595
14060	ADJ TRANS EYELD/&LIP; 10 SQ CM/L	18	\$1,753	\$1,780
29826	SCOPE SHOULDER; DECOMP SUBACROM	15	\$5,334	\$3,556
25620	OPEN TX DIST RADIAL FX W/WO FIX	14	\$3,509	\$2,393
29806	SCOPE SHOULDER SURGICAL; CPSLORR	12	\$6,092	\$4,692
26735	OPEN TX PHALANGEAL FX W/WO FIX E	9	\$2,274	\$1,670
29875	SCOPE KNEE; SYNOVECT LTD SEP PRO	9	\$2,034	\$2,232

SOURCE: Utah Ambulatory Surgery Database
 Utah Health Data Committee/Office of Health Care Statistics

AMB ST 1-4

UTAH HOSPITAL AND FREESTANDING AMBULATORY SURGERY CENTER (FASC) UTILIZATION AND CHARGE PROFILE OF OUTPATIENT SURGERY, 2002
 PROCEDURE APG CATEGORY, PROCEDURE APG

412 Madsen Surgery Center (formerly Wasatch Surgery Ce

Procedure APG category	Procedure APG	TOTAL #	TOTAL # (ALL FASCs)
01	INTEGUMENTARY SYSTEM	647	3,253
	002 SUPERFICIAL NEEDLE BIOPSY AND ASPIRATION	1	63
	003 COMPLEX INCISION AND DRAINAGE	3	32
	004 SIMPLE INCISION AND DRAINAGE	4	26
	006 SIMPLE DEBRIDEMENT AND DESTRUCTION	17	121
	007 COMPLEX EXCISION, BIOPSY AND DEBRIDEMENT	52	650
	008 SIMPLE EXCISION AND BIOPSY	70	639
	009 COMPLEX SKIN REPAIRS INCL INTEGUMENT GRAFTS, TRANSFER & REARRANGE	123	778
	010 SIMPLE SKIN REPAIR	23	94
	011 SIMPLE INCISION AND EXCISION OF BREAST	251	478
	012 BREAST RECONSTRUCTION AND MASTECTOMY	103	371
02	MUSCULOSKELETAL SYSTEM	1,550	18,176
	021 COMPLEX MUSCULOSKELETAL PROCEDURES EXCLUDING HAND AND FOOT	161	1,983
	022 SIMPLE MUSCULOSKELETAL PROCEDURES EXCLUDING HAND AND FOOT	68	525
	023 COMPLEX HAND AND FOOT MUSCULOSKELETAL PROCEDURES	84	736
	024 SIMPLE HAND AND FOOT MUSCULOSKELETAL PROCEDURES	501	4,888
	025 ARTHROSCOPY	590	7,037
	028 CLOSED TREATMENT FX & DISLOCATION OF FINGER, TOE & TRUNK	1	9
	029 CLOSED TREATMENT FX & DISLOCATION EXC FINGER, TOE & TRUNK	5	108
	030 OPEN OR PERCUTANEOUS TREATMENT OF FRACTURES	83	747
	031 BONE OR JOINT MANIPULATION UNDER ANESTHESIA	12	129
	032 BUNION PROCEDURES	7	1,163
	033 ARTHROPLASTY	32	142
	034 HAND AND FOOT TENOTOMY	2	60
	035 ARTHROCENTESIS AND LIGAMENT OR TENDON INJECTION	4	645
04	CARDIOVASCULAR SYSTEM	3	836
	079 REMOVAL AND REVISION OF PACEMAKER AND VASCULAR DEVICE	1	13
	081 SECONDARY VARICOSE VEINS AND VASCULAR INJECTION	2	196
05	HEMATOLOGIC, LYMPHATIC, AND ENDOCRINE	5	181
	095 DEEP LYMPH STRUCTURE AND THYROID PROCEDURES	5	181
06	DIGESTIVE SYSTEM	22	32,087
	113 ANOSCOPY WITH BIOPSY AND DIAGNOSTIC PROCTOSIGMOIDOSCOPY	2	209
	119 HERNIA AND HYDROCELE PROCEDURES	11	1,240
	121 SIMPLE ANAL AND RECTAL PROCEDURES	1	58
	123 COMPLEX LAPAROSCOPIC PROCEDURES	8	2,343
09	FEMALE GENITAL SYSTEM	2	1,720
	177 SIMPLE FEMALE REPRODUCTIVE PROCEDURES	1	465
	179 HYSTEROSCOPY	1	741
10	NERVOUS SYSTEM	275	9,932
	198 NERVE REPAIR AND DESTRUCTION	275	2,250
11	EYE AND OCULAR ADNEXA	11	16,937
	214 CATARACT PROCEDURES	2	10,463
	216 MODERATE ANTERIOR SEGMENT EYE PROCEDURES	1	669
	221 COMPLEX REPAIR AND PLASTIC PROCEDURES OF EYE	5	1,529
	222 SIMPLE REPAIR AND PLASTIC PROCEDURES OF EYE	3	300
12	FIACIAL, EAR, NOSE, MOUTH AND THROAT	41	15,405

AMB ST 1-4

UTAH HOSPITAL AND FREESTANDING AMBULATORY SURGERY CENTER (FASC) UTILIZATION AND CHARGE PROFILE OF OUTPATIENT SURGERY, 2002
 PROCEDURE APG CATEGORY, PROCEDURE APG

412 Madsen Surgery Center (formerly Wasatch Surgery Ce

procedure APG category	procedure APG	TOTAL #	TOTAL # (ALL FASCs)
	234 COMPLEX FACIAL AND ENT PROCEDURES	30	2,878
	235 SIMPLE FACIAL AND ENT PROCEDURES	10	8,573
	236 TONSIL AND ADENOID PROCEDURES	1	3,882
13	THERAPUTIC AND OTHER RADIOLOGICAL PROCEDURES	3	675
	254 MYELOGRAPHY	3	437

AMB ST 1-5

UTAH HOSPITAL AND FREESTANDING AMBULATORY SURGERY CENTER (FASC) UTILIZATION AND CHARGE PROFILE OF OUTPATIENT SURGERY, 2002
 PROCEDURE APG CATEGORY, PROCEDURE APG, SINGLE APG ONLY

412 Madsen Surgery Center (formerly Wasatch Surgery Ce

Procedure APG category	Procedure APG	TOTAL #	AVE TOT CHR	AVE TOT CHR(ALL FASCs)
01	INTEGUMENTARY SYSTEM	244	\$1,455	\$1,167
	003 COMPLEX INCISION AND DRAINAGE	1	\$1,674	\$957
	004 SIMPLE INCISION AND DRAINAGE	3	\$1,032	\$1,067
	006 SIMPLE DEBRIDEMENT AND DESTRUCTION	3	\$1,376	\$1,072
	007 COMPLEX EXCISION, BIOPSY AND DEBRIDEMENT	19	\$1,338	\$1,167
	008 SIMPLE EXCISION AND BIOPSY	25	\$1,088	\$1,096
	009 COMPLEX SKIN REPAIRS INCL INTEGUMENT GRAFTS, TRANSFER & REARRAN	28	\$1,950	\$1,557
	010 SIMPLE SKIN REPAIR	1	\$211	\$211
	011 SIMPLE INCISION AND EXCISION OF BREAST	108	\$1,170	\$1,032
	012 BREAST RECONSTRUCTION AND MASTECTOMY	56	\$2,006	\$1,269
02	MUSCULOSKELETAL SYSTEM	691	\$2,310	\$1,770
	021 COMPLEX MUSCULOSKELETAL PROCEDURES EXCLUDING HAND AND FOOT	52	\$2,773	\$1,995
	022 SIMPLE MUSCULOSKELETAL PROCEDURES EXCLUDING HAND AND FOOT	40	\$1,646	\$1,331
	023 COMPLEX HAND AND FOOT MUSCULOSKELETAL PROCEDURES	27	\$2,496	\$1,805
	024 SIMPLE HAND AND FOOT MUSCULOSKELETAL PROCEDURES	214	\$1,273	\$1,276
	025 ARTHROSCOPY	287	\$2,996	\$2,340
	028 CLOSED TREATMENT FX & DISLOCATION OF FINGER, TOE & TRUNK	1	\$200	\$1,488
	029 CLOSED TREATMENT FX & DISLOCATION EXC FINGER, TOE & TRUNK	2	\$4,589	\$1,354
	030 OPEN OR PERCUTANEOUS TREATMENT OF FRACTURES	50	\$2,852	\$1,720
	031 BONE OR JOINT MANIPULATION UNDER ANESTHESIA	8	\$583	\$880
	032 BUNION PROCEDURES	2	\$3,314	\$1,532
	033 ARTHROPLASTY	8	\$2,910	\$1,989
04	CARDIOVASCULAR SYSTEM	1	\$520	\$1,526
	079 REMOVAL AND REVISION OF PACEMAKER AND VASCULAR DEVICE	1	\$520	\$1,369
05	HEMATOLOGIC, LYMPHATIC, AND ENDOCRINE	4	\$1,645	\$1,099
	095 DEEP LYMPH STRUCTURE AND THYROID PROCEDURES	4	\$1,645	\$1,099
06	DIGESTIVE SYSTEM	11	\$1,347	\$895
	113 ANOSCOPY WITH BIOPSY AND DIAGNOSTIC PROCTOSIGMOIDOSCOPY	2	\$1,030	\$417
	119 HERNIA AND HYDROCELE PROCEDURES	8	\$1,387	\$1,342
	121 SIMPLE ANAL AND RECTAL PROCEDURES	1	\$1,656	\$708
10	NERVOUS SYSTEM	136	\$1,274	\$707
	198 NERVE REPAIR AND DESTRUCTION	136	\$1,274	\$1,209
11	EYE AND OCULAR ADNEXA	5	\$2,488	\$2,036
	214 CATARACT PROCEDURES	2	\$5,015	\$2,211
	221 COMPLEX REPAIR AND PLASTIC PROCEDURES OF EYE	2	\$508	\$1,626
	222 SIMPLE REPAIR AND PLASTIC PROCEDURES OF EYE	1	\$1,394	\$922
12	FACIAL, EAR, NOSE, MOUTH AND THROAT	14	\$1,063	\$1,218
	234 COMPLEX FACIAL AND ENT PROCEDURES	10	\$1,274	\$1,586
	235 SIMPLE FACIAL AND ENT PROCEDURES	4	\$535	\$1,253

SOURCE: Utah Ambulatory Surgery Database
 Utah Health Data Committee/Office of Health Care Statistics

AMB ST 1-6

UTAH HOSPITAL AND FREESTANDING AMBULATORY SURGERY CENTER (FASC) UTILIZATION AND CHARGE PROFILE OF OUTPATIENT SURGERY, 2002
 NUMBER OF SELECTED AMBULATORY SURGERY PATIENT VISITS BY PATIENT PROFILE

412 Madsen Surgery Center (formerly Wasatch Surgery Center)

Patient Profile	Patient Visits		Patient Visits-All FASCs	
	(#)	(%)	(#)	(%)
GENDER				
Female	948	55.1	42,484	55.7
Male	774	44.9	33,648	44.1
Unknown	0	0.0	37	0.0
Not Reported	0	0.0	113	0.1
AGE				
1-28 days	0	0.0	6	0.0
29-365 days	0	0.0	622	0.8
1-4 years	0	0.0	4,267	5.6
5-9	5	0.3	2,080	2.7
10-14	18	1.0	1,307	1.7
15-17	73	4.2	1,479	1.9
18-19	51	3.0	1,235	1.6
20-24	164	9.5	3,822	5.0
25-29	138	8.0	3,391	4.4
30-34	139	8.1	3,502	4.6
35-39	181	10.5	3,888	5.1
40-44	189	11.0	4,700	6.2
45-49	195	11.3	5,313	7.0
50-54	152	8.8	6,201	8.1
55-59	151	8.8	5,578	7.3
60-64	89	5.2	5,200	6.8
65-69	59	3.4	5,944	7.8
70-74	36	2.1	6,087	8.0
75-79	49	2.8	5,830	7.6
80-84	18	1.0	3,838	5.0
85-89	12	0.7	1,529	2.0
90 +	3	0.2	442	0.6
Not Reported	0	0.0	27	0.0
SOURCE OF ADMISSION				
Physician Referral	0	0.0	40,797	53.5
Clinic Referral	0	0.0	908	1.2
HMO Referral	0	0.0	7	0.0
Other Hospital	0	0.0	0	0.0
Skilled Nursing Facility	0	0.0	0	0.0
Other Health Care Facility	0	0.0	0	0.0
Emergency Room	0	0.0	0	0.0
Court/Law Enforcement	0	0.0	0	0.0
Unknown	0	0.0	10,364	13.6
Not Reported	1,722	100.0	24,206	31.7

(Continued)

AMB ST 1-6

UTAH HOSPITAL AND FREESTANDING AMBULATORY SURGERY CENTER (FASC) UTILIZATION AND CHARGE PROFILE OF OUTPATIENT SURGERY, 2002
 NUMBER OF SELECTED AMBULATORY SURGERY PATIENT VISITS BY PATIENT PROFILE

412 Madsen Surgery Center (formerly Wasatch Surgery Center)

Patient Profile	Patient Visits		Patient Visits-All FASCs	
	(#)	(%)	(#)	(%)
DISCHARGE STATUS				
Home or Self Care	1,722	100.0	47,095	61.7
Another Hospital	0	0.0	48	0.1
Skilled Nursing Facility	0	0.0	1	0.0
Intermediate Care Facility	0	0.0	1	0.0
Another Type of Institution	0	0.0	0	0.0
Under Care of Home Service	0	0.0	0	0.0
Left Against Medical Advice	0	0.0	0	0.0
Under Care of Home IV Provider	0	0.0	0	0.0
Expired	0	0.0	0	0.0
Unknown	0	0.0	29,137	38.2
Not Reported	0	0.0	0	0.0
PRIMARY PAYER				
Medicare	195	11.3	22,504	29.5
Medicaid	95	5.5	3,997	5.2
Other government	41	2.4	1,076	1.4
Blue Cross/Blue Shield	436	25.3	13,587	17.8
Other Commercial	135	7.8	7,977	10.5
Managed Care(HMO, PPO)	600	34.8	23,119	30.3
Self Pay	104	6.0	1,608	2.1
Industrial & Worker Comp	115	6.7	1,739	2.3
Charity and Unclassified	0	0.0	30	0.0
Childrens Health Insurance	1	0.1	278	0.4
Unknown	0	0.0	65	0.1
Not Reported	0	0.0	302	0.4
LOCAL HEALTH DISTRICT OF PATIENT RESIDENCE				
Bear River	20	1.2	4,087	5.4
Central Utah	7	0.4	1,200	1.6
Davis County	128	7.4	9,018	11.8
Salt Lake County	1,189	69.0	27,192	35.6
Southeastern Utah	13	0.8	840	1.1
Southwest Utah	10	0.6	3,904	5.1
Summit County	65	3.8	1,267	1.7
Tooele County	52	3.0	1,117	1.5
Tri-County	10	0.6	402	0.5
Utah County	47	2.7	9,498	12.5
Wasatch County	9	0.5	443	0.6
Weber County	45	2.6	13,127	17.2
Unknown Utah	0	0.0	67	0.1
Outside Utah	127	7.4	3,913	5.1
Unknown, Not Reported	0	0.0	207	0.3

SOURCE: Utah Ambulatory Surgery Database,
 Utah Health Data Committee/Office of Health Care Statistics.

AMB ST 1-1

UTAH HOSPITAL AND FREESTANDING AMBULATORY SURGERY CENTER (FASC) UTILIZATION AND CHARGE PROFILE OF OUTPATIENT SURGERY, 2002
 NUMBER OF CPT-4 AND ICD-9 PROCEDURES BY SELECTED AMBULATORY SURGERY REPORTING CATEGORY

404 McKay-Dee Surgical Center

Reporting Category (ICD-9-CM CODES)	Procedures Performed		Procedures Performed-All FASCs	
	(#)	(%)	(#)	(%)
Reporting Category (ICD-9-CM CODES)	15,105	100.0	43,262	100.0
Mastectomy (85.0-85.99)	53	0.4	1,139	2.6
Musculoskeletal (76.0-84.99)	2,449	16.2	5,726	13.2
Respiratory (30.0-34.99)	65	0.4	141	0.3
Cardiovascular (35.0-39.99)	17	0.1	345	0.8
Lymphatic/Hemetic (40.0-41.99)	30	0.2	83	0.2
Digestive System (42.0-54.99)	485	3.2	5,568	12.9
Urinary (55.0-59.99)	2	0.0	225	0.5
Male Genital (60.0-64.99)	13	0.1	124	0.3
Female Genital (65.0-71.99)	1,161	7.7	1,231	2.8
Endocrine/Nervous (01.0-07.99)	1,690	11.2	2,392	5.5
Eye (08.0-16.99)	2,392	15.8	13,466	31.1
Ear (18.0-20.99)	1,647	10.9	2,664	6.2
Nose, Mouth, Pharynx (21.0-29.99)	3,006	19.9	7,201	16.6
Other*	2,095	13.9	2,957	6.8
Reporting Category (CPT-4 CODES)	10,170	100.0	120,225	100.0
Mastectomy (19120-19220)	49	0.5	354	0.3
Musculoskeletal (20000-29909)	1,711	16.8	19,586	16.3
Respiratory (30000-32999)	1,293	12.7	7,772	6.5
Cardiovascular (33010-37799 & 93501-93660)	314	3.1	993	0.8
Lymphatic/Hemetic (38100-38999)	24	0.2	158	0.1
Diaphragm (39501-39599)	0	0.0	0	0.0
Digestive System (40490-49999)	1,462	14.4	37,220	31.0
Urinary (50010-53899)	3	0.0	1,590	1.3
Male Genital (54000-55899)	7	0.1	592	0.5
Female Genital (56405-58999)	596	5.9	3,271	2.7
Endocrine/Nervous (60000-64999)	1,077	10.6	10,396	8.6
Eye (65091-68899)	1,312	12.9	16,971	14.1
Ear (69000-69979)	1,194	11.7	4,327	3.6
Other*	1,128	11.1	16,995	14.1

SOURCE: Utah Ambulatory Surgery Database

Utah Health Data Committee/Office of Health Care Statistics.

* Procedure falls outside reporting categories.

AMB ST 1-2

UTAH HOSPITAL AND FREESTANDING AMBULATORY SURGERY CENTER (FASC) UTILIZATION AND CHARGE PROFILE OF OUTPATIENT SURGERY, 2002
 MOST COMMONLY PERFORMED CPT-4 AND ICD-9 PROCEDURES

404 McKay-Dee Surgical Center

ICD-9 CODE	ICD-9 DESCRIPTION	#	%	% ALL FASCs
All ICD-9 Procedures		15,105	100.0	100.0
2001	MYRINGOTOMY W/INSRT TUBE	1,423	9.4	4.87
1341	PHACOEMULSIFICATION-ASPIR CATARACT	981	6.5	9.92
1371	IOL PROSTH-CATARACT EXTRACT-1-STAGE	981	6.5	9.98
9923	INJ STEROID	802	5.3	1.96
0392	INJ OTH AGENT SPINAL CANAL	783	5.2	1.81
0391	INJ ANES SPINAL CANAL-ANALGESIA	763	5.1	1.76
283	TONSILLECTOMY W/ADENOIDECTOMY	727	4.8	2.69
8724	OTH X-RAY LUMBOSACRAL SPINE	551	3.6	1.27
8026	ARTHSCPY-KNEE	373	2.5	1.00
9929	INJ/INFUS THERAP/PROPHYL SUBSTANCE	322	2.1	0.75
2188	OTH SEPTOPLASTY	299	2.0	1.77
282	TONSILLECTOMY WO ADENOIDECTOMY	298	2.0	1.13
2169	OTH TURBINECTOMY	282	1.9	2.23
2219	OTH DX PROC NASAL SINUSES	240	1.6	1.43
5421	LAPAROSCOPY	229	1.5	0.60
806	EXC SEMILUNAR CARTILAGE-KNEE	221	1.5	1.08
6909	OTH D&C UTERUS	212	1.4	0.50
2263	ETHMOIDECTOMY	183	1.2	1.65
286	ADENOIDECTOMY WO TONSILLECTOMY	163	1.1	0.72
6812	HYSTEROSCOPY	151	1.0	0.36

CPT-4 CODE	CPT-4 DESCRIPTION	#	%	% ALL FASCs
All CPT-4 Procedures		10,170	100.0	100.0
66984	EXTRACAPSULAR CATARACT REMV IOL	976	9.6	8.48
69436	TYMPANOSTOMY GENERAL ANESTHESIA	876	8.6	2.80
42820	T&A; UNDER AGE 12	510	5.0	1.42
62311	INJ 1 NOT NEUROLYTIC-EPID; LUMB/	435	4.3	1.76
37202	TRANSCATH THERAP INFUS-NOT THROM	298	2.9	0.25
RT	RT	295	2.9	0.25
30140	SUBMUCOS RES TURBINATE PART/CMPL	265	2.6	1.42
LT	LT	237	2.3	0.20
42826	TONSILLECTOMY PRIM/SEC; AGE 12/O	220	2.2	0.71
76005	FLUORO GUID NEEDLE-SPINE INJ PRO	209	2.1	1.48
30520	SEPTOPLASTY/SUBMUCOS RES W/GFT	192	1.9	1.31
58558	HYSTEROSCPY SURG; W/BX &/ POLYPE	151	1.5	0.50
64476	INJ ANES FACET JT; LUMB/SAC-EA A	150	1.5	0.71
29881	SCOPE KNEE SURG;W/MENISCECT MED/	145	1.4	1.38
42821	T&A; AGE 12 OR OVER	144	1.4	0.49
58662	LAP SURG; W/FULG/EXCIS LES-OVARY	141	1.4	0.68
50	50	134	1.3	0.11
69205	REMOV FB-EXT AUDIT CANAL; W/ANES	122	1.2	0.13
42830	ADENOIDECTOMY PRIMARY; UNDER AGE	118	1.2	0.41
31267	NASL/SINUS ENDO; W/TISS REMV MAX	117	1.2	0.70

SOURCE: Utah Ambulatory Surgery Database
 Utah Health Data Committee/Office of Health Care Statistics

AMB ST 1-3

UTAH HOSPITAL AND FREESTANDING AMBULATORY SURGERY CENTER (FASC) UTILIZATION AND CHARGE PROFILE OF OUTPATIENT SURGERY, 2002
 AVERAGE TOTAL CHARGES FOR MOST COMMONLY PERFORMED CPT-4 AND ICD-9 PROCEDURES, SINGLE ICD-9 OR CPT-4 ONLY

404 McKay-Dee Surgical Center

ICD-9 CODE	ICD-9 DESCRIPTION	#	AVE TOT CHR	AVE TOT CHR (ALL FASCs)
ICD-9 Procedures		2,168	\$1,143	\$1,375
283	TONSILLECTOMY W/ADENOIDECTOMY	587	\$1,182	\$987
282	TONSILLECTOMY WO ADENOIDECTOMY	222	\$1,192	\$973
1364	DISCISSION SECNDRY MEMBRN	108	\$727	\$733
6952	ASPIR CURET FOLLOWING DELIV/AB	95	\$986	\$982
6629	OTH BIL ENDO DESTRUC FALLOP TUBES	53	\$1,414	\$1,385
7756	REPR HAMMER TOE	42	\$1,507	\$1,407
8521	LOC EXC LES BREAST	38	\$989	\$959
7751	BUNIONEC SOFT-OSTEOT 1ST METATARS	34	\$1,610	\$1,449
0943	PROBE NASOLACRML DUCT	32	\$217	\$352
286	ADENOIDECTOMY WO TONSILLECTOMY	32	\$707	\$667
194	MYRINGOPLASTY	26	\$1,414	\$1,474
7869	REMOV IMPLNT DEVICE-OTH BONE	26	\$843	\$912
5421	LAPAROSCOPY	23	\$1,127	\$1,119
6909	OTH D&C UTERUS	22	\$955	\$977
2171	CLO REDUC NASAL FX	21	\$724	\$777
5304	UNILAT REPR INDIRECT ING HERN-GFT	21	\$1,385	\$1,365
7867	REMOV IMPLNT DEVICE-TIBIA & FIB	21	\$923	\$1,031
1264	TRABECULECTOMY AB EXT	19	\$1,147	\$2,835
7788	OTH PART OSTEC-TARSALS-METATARSALS	18	\$1,550	\$1,478
0407	OTH EXC/AVUL CRANIAL & PERIPH NERV	17	\$1,231	\$1,008

CPT-4 CODE	CPT-4 DESCRIPTION	#	AVE TOT CHR	AVE TOT CHR (ALL FASCs)
CPT-4 Procedures		4,734	\$1,233	\$1,364
66984	EXTRACAPSULAR CATARACT REMV IOL	966	\$1,920	\$2,205
42820	T&A; UNDER AGE 12	459	\$1,182	\$1,110
62311	INJ 1 NOT NEUROLYTIC-EPID; LUMB/	386	\$370	\$452
69436	TYMPANOSTOMY GENERAL ANESTHESIA	337	\$694	\$904
42826	TONSILLECTOMY PRIM/SEC; AGE 12/O	184	\$1,195	\$1,102
42821	T&A; AGE 12 OR OVER	133	\$1,200	\$1,152
66821	DISCISSION 2ND CATARACT; LASER S	109	\$727	\$601
58558	HYSTEROSCPY SURG; W/BX &/ POLYPE	107	\$1,002	\$1,465
29881	SCOPE KNEE SURG;W/MENISCECT MED/	100	\$1,525	\$2,169
64483	INJ ANES EPIDURL; LUMB/SAC 1 LEV	84	\$487	\$597
62310	INJ 1 NOT NEUROLYTIC-EPID;CERV/T	77	\$443	\$465
58662	LAP SURG; W/FULG/EXCIS LES-OVARY	70	\$1,831	\$2,028
59820	TX MISSED AB Cmpl SURG; 1ST TRIM	67	\$985	\$985
20680	REMOVAL OF IMPLANT; DEEP	56	\$935	\$1,160
30802	CAUT MUCOS TURB SEP PROC; INTRMU	49	\$1,604	\$1,604
58671	LAP SURG; W/OCCLUS OVIDUCTS-DEVI	44	\$1,482	\$1,662
42825	TONSILLECT PRIM/SEC; UNDER AGE 1	41	\$1,195	\$1,008
49505	REPR INIT ING HERNIA 5YR/MORE; R	41	\$1,399	\$1,379
29877	SCOPE KNEE SURG; DEBRID/SHAVE CA	32	\$1,574	\$2,223
42830	ADENOIDECTOMY PRIMARY; UNDER AGE	32	\$724	\$848

SOURCE: Utah Ambulatory Surgery Database
 Utah Health Data Committee/Office of Health Care Statistics

AMB ST 1-4

UTAH HOSPITAL AND FREESTANDING AMBULATORY SURGERY CENTER (FASC) UTILIZATION AND CHARGE PROFILE OF OUTPATIENT SURGERY, 2002
PROCEDURE APG CATEGORY, PROCEDURE APG

404 McKay-Dee Surgical Center

Procedure APG category	Procedure APG	TOTAL #	TOTAL # (ALL FASCs)
01	INTEGUMENTARY SYSTEM	306	3,253
	003 COMPLEX INCISION AND DRAINAGE	5	32
	004 SIMPLE INCISION AND DRAINAGE	7	26
	006 SIMPLE DEBRIDEMENT AND DESTRUCTION	3	121
	007 COMPLEX EXCISION, BIOPSY AND DEBRIDEMENT	157	650
	008 SIMPLE EXCISION AND BIOPSY	45	639
	009 COMPLEX SKIN REPAIRS INCL INTEGUMENT GRAFTS, TRANSFER & REARRANGE	39	778
	010 SIMPLE SKIN REPAIR	1	94
	011 SIMPLE INCISION AND EXCISION OF BREAST	43	478
	012 BREAST RECONSTRUCTION AND MASTECTOMY	6	371
02	MUSCULOSKELETAL SYSTEM	1,529	18,176
	021 COMPLEX MUSCULOSKELETAL PROCEDURES EXCLUDING HAND AND FOOT	241	1,983
	022 SIMPLE MUSCULOSKELETAL PROCEDURES EXCLUDING HAND AND FOOT	39	525
	023 COMPLEX HAND AND FOOT MUSCULOSKELETAL PROCEDURES	46	736
	024 SIMPLE HAND AND FOOT MUSCULOSKELETAL PROCEDURES	480	4,888
	025 ARTHROSCOPY	529	7,037
	029 CLOSED TREATMENT FX & DISLOCATION EXC FINGER, TOE & TRUNK	15	108
	030 OPEN OR PERCUTANEOUS TREATMENT OF FRACTURES	38	747
	031 BONE OR JOINT MANIPULATION UNDER ANESTHESIA	4	129
	032 BUNION PROCEDURES	72	1,163
	033 ARTHROPLASTY	2	142
	034 HAND AND FOOT TENOTOMY	17	60
	035 ARTHROCENTESIS AND LIGAMENT OR TENDON INJECTION	46	645
03	RESPIRATORY SYSTEM	547	3,574
	053 COMPLEX ENDOSCOPY OF THE UPPER AIRWAY	537	3,517
	054 SIMPLE ENDOSCOPY OF THE UPPER AIRWAY	7	30
	055 ENDOSCOPY OF THE LOWER AIRWAY	3	5
04	CARDIOVASCULAR SYSTEM	309	836
	077 ANGIOPLASTY AND TRANSCATHETER PROCEDURES	298	509
	080 MINOR VASCULAR REPAIR AND FISTULA CONSTRUCTION	4	21
	081 SECONDARY VARICOSE VEINS AND VASCULAR INJECTION	7	196
05	HEMATOLOGIC, LYMPHATIC, AND ENDOCRINE	30	181
	095 DEEP LYMPH STRUCTURE AND THYROID PROCEDURES	30	181
06	DIGESTIVE SYSTEM	524	32,087
	112 ESOPHAGEAL DILATION WITHOUT ENDOSCOPY	1	1,774
	113 ANOSCOPY WITH BIOPSY AND DIAGNOSTIC PROCTOSIGMOIDOSCOPY	1	209
	115 DIAGNOSTIC UPPER GI ENDOSCOPY OR INTUBATION	5	8,270
	119 HERNIA AND HYDROCELE PROCEDURES	110	1,240
	120 COMPLEX ANAL AND RECTAL PROCEDURES	14	259
	121 SIMPLE ANAL AND RECTAL PROCEDURES	12	58
	122 MISCELLANEOUS ABDOMINAL PROCEDURES	1	32
	123 COMPLEX LAPAROSCOPIC PROCEDURES	380	2,343
07	URINARY SYSTEM	3	1,533
	136 SIMPLE CYSTOURETHROSCOPY	3	105
08	MALE GENITAL SYSTEM	6	529
	151 TESTICULAR AND EPIDIDYMAL PROCEDURES	3	343

AMB ST 1-4

UTAH HOSPITAL AND FREESTANDING AMBULATORY SURGERY CENTER (FASC) UTILIZATION AND CHARGE PROFILE OF OUTPATIENT SURGERY, 2002
 PROCEDURE APG CATEGORY, PROCEDURE APG

404 McKay-Dee Surgical Center

procedure APG category	procedure APG	TOTAL #	TOTAL # (ALL FASCs)
	154 SIMPLE PENILE PROCEDURES	3	147
09	FEMALE GENITAL SYSTEM	434	1,720
	173 TREATMENT OF SPONTANEOUS ABORTION	96	105
	176 COMPLEX FEMALE REPRODUCTIVE PROCEDURES	49	132
	177 SIMPLE FEMALE REPRODUCTIVE PROCEDURES	77	465
	178 DILATION AND CURETTAGE	50	216
	179 HYSTEROSCOPY	161	741
	180 COLPOSCOPY	1	61
10	NERVOUS SYSTEM	1,069	9,932
	195 NERVOUS SYSTEM INJECTIONS, STIMULATIONS OR CRANIAL TAP	1,034	7,518
	197 NEUROSTIMULATOR AND VENTRICULAR SHUNT IMPLANTATION	2	96
	198 NERVE REPAIR AND DESTRUCTION	33	2,250
11	EYE AND OCULAR ADNEXA	1,312	16,937
	213 LASER EYE PROCEDURES	120	1,439
	214 CATARACT PROCEDURES	991	10,463
	215 COMPLEX ANTERIOR SEGMENT EYE PROCEDURES	43	953
	216 MODERATE ANTERIOR SEGMENT EYE PROCEDURES	48	669
	217 SIMPLE ANTERIOR SEGMENT EYE PROCEDURES	2	294
	220 STRABISMUS AND MUSCLE EYE PROCEDURES	29	493
	221 COMPLEX REPAIR AND PLASTIC PROCEDURES OF EYE	66	1,529
	222 SIMPLE REPAIR AND PLASTIC PROCEDURES OF EYE	13	300
12	FACIAL, EAR, NOSE, MOUTH AND THROAT	3,003	15,405
	233 NASAL CAUTERIZATION AND PACKING	36	72
	234 COMPLEX FACIAL AND ENT PROCEDURES	438	2,878
	235 SIMPLE FACIAL AND ENT PROCEDURES	1,475	8,573
	236 TONSIL AND ADENOID PROCEDURES	1,054	3,882
13	THERAPUTIC AND OTHER RADIOLOGICAL PROCEDURES	7	675
	254 MYELOGRAPHY	3	437
	255 MISCELLANEOUS RADIOLOGICAL PROCEDURES WITH CONTRAST	4	77

SOURCE: Utah Ambulatory Surgery Database
 Utah Health Data Committee/Office of Health Care Statistics

AMB ST 1-5

UTAH HOSPITAL AND FREESTANDING AMBULATORY SURGERY CENTER (FASC) UTILIZATION AND CHARGE PROFILE OF OUTPATIENT SURGERY, 2002
 PROCEDURE APG CATEGORY, PROCEDURE APG, SINGLE APG ONLY

404 McKay-Dee Surgical Center

Procedure APG category	Procedure APG	TOTAL #	AVE TOT CHRGE	AVE TOT CHRGE(ALL FASCs)
01	INTEGUMENTARY SYSTEM	102	\$1,085	\$1,167
	003 COMPLEX INCISION AND DRAINAGE	5	\$652	\$957
	004 SIMPLE INCISION AND DRAINAGE	3	\$942	\$1,067
	006 SIMPLE DEBRIDEMENT AND DESTRUCTION	2	\$1,067	\$1,072
	007 COMPLEX EXCISION, BIOPSY AND DEBRIDEMENT	26	\$1,236	\$1,167
	008 SIMPLE EXCISION AND BIOPSY	18	\$1,058	\$1,096
	009 COMPLEX SKIN REPAIRS INCL INTEGUMENT GRAFTS, TRANSFER & REARRAN	4	\$1,854	\$1,557
	011 SIMPLE INCISION AND EXCISION OF BREAST	38	\$1,006	\$1,032
	012 BREAST RECONSTRUCTION AND MASTECTOMY	6	\$938	\$1,269
02	MUSCULOSKELETAL SYSTEM	566	\$1,361	\$1,770
	021 COMPLEX MUSCULOSKELETAL PROCEDURES EXCLUDING HAND AND FOOT	49	\$1,379	\$1,995
	022 SIMPLE MUSCULOSKELETAL PROCEDURES EXCLUDING HAND AND FOOT	12	\$886	\$1,331
	023 COMPLEX HAND AND FOOT MUSCULOSKELETAL PROCEDURES	5	\$1,518	\$1,805
	024 SIMPLE HAND AND FOOT MUSCULOSKELETAL PROCEDURES	215	\$1,117	\$1,276
	025 ARTHROSCOPY	215	\$1,574	\$2,340
	029 CLOSED TREATMENT FX & DISLOCATION EXC FINGER, TOE & TRUNK	4	\$1,028	\$1,354
	030 OPEN OR PERCUTANEOUS TREATMENT OF FRACTURES	18	\$1,648	\$1,720
	032 BUNION PROCEDURES	44	\$1,568	\$1,532
	033 ARTHROPLASTY	1	\$1,208	\$1,989
	034 HAND AND FOOT TENOTOMY	1	\$1,458	\$1,123
	035 ARTHROCENTESIS AND LIGAMENT OR TENDON INJECTION	2	\$261	\$659
03	RESPIRATORY SYSTEM	42	\$1,174	\$1,284
	053 COMPLEX ENDOSCOPY OF THE UPPER AIRWAY	39	\$1,148	\$1,351
	054 SIMPLE ENDOSCOPY OF THE UPPER AIRWAY	3	\$1,523	\$1,341
04	CARDIOVASCULAR SYSTEM	9	\$1,429	\$1,526
	077 ANGIOPLASTY AND TRANSCATHETER PROCEDURES	2	\$1,088	\$1,088
	080 MINOR VASCULAR REPAIR AND FISTULA CONSTRUCTION	3	\$1,505	\$1,531
	081 SECONDARY VARICOSE VEINS AND VASCULAR INJECTION	4	\$1,543	\$1,491
05	HEMATOLOGIC, LYMPHATIC, AND ENDOCRINE	30	\$1,150	\$1,099
	095 DEEP LYMPH STRUCTURE AND THYROID PROCEDURES	30	\$1,150	\$1,099
06	DIGESTIVE SYSTEM	340	\$1,628	\$895
	112 ESOPHAGEAL DILATION WITHOUT ENDOSCOPY	1	\$772	\$590
	115 DIAGNOSTIC UPPER GI ENDOSCOPY OR INTUBATION	1	\$315	\$716
	119 HERNIA AND HYDROCELE PROCEDURES	83	\$1,456	\$1,342
	120 COMPLEX ANAL AND RECTAL PROCEDURES	8	\$991	\$933
	121 SIMPLE ANAL AND RECTAL PROCEDURES	8	\$929	\$708
	122 MISCELLANEOUS ABDOMINAL PROCEDURES	1	\$1,062	\$895
	123 COMPLEX LAPAROSCOPIC PROCEDURES	238	\$1,744	\$2,238
08	MALE GENITAL SYSTEM	4	\$1,477	\$1,616
	151 TESTICULAR AND EPIDIDYMAL PROCEDURES	2	\$2,240	\$1,776
	154 SIMPLE PENILE PROCEDURES	2	\$714	\$1,096
09	FEMALE GENITAL SYSTEM	288	\$1,038	\$1,256
	173 TREATMENT OF SPONTANEOUS ABORTION	96	\$986	\$986
	176 COMPLEX FEMALE REPRODUCTIVE PROCEDURES	11	\$1,948	\$1,508
	177 SIMPLE FEMALE REPRODUCTIVE PROCEDURES	45	\$1,004	\$1,070
	178 DILATION AND CURETTAGE	23	\$955	\$975

AMB ST 1-5

UTAH HOSPITAL AND FREESTANDING AMBULATORY SURGERY CENTER (FASC) UTILIZATION AND CHARGE PROFILE OF OUTPATIENT SURGERY, 2002
 PROCEDURE APG CATEGORY, PROCEDURE APG, SINGLE APG ONLY

404 McKay-Dee Surgical Center

procedure APG category	Procedure APG	TOTAL #	AVE TOT CHRGR	AVE TOT CHRGR(ALL FASCs)
	179 HYSTEROSCOPY	112	\$1,025	\$1,545
	180 COLPOSCOPY	1	\$874	\$1,090
10	NERVOUS SYSTEM	632	\$426	\$707
	195 NERVOUS SYSTEM INJECTIONS, STIMULATIONS OR CRANIAL TAP	608	\$404	\$474
	197 NEUROSTIMULATOR AND VENTRICULAR SHUNT IMPLANTATION	2	\$1,436	\$1,609
	198 NERVE REPAIR AND DESTRUCTION	22	\$942	\$1,209
11	EYE AND OCULAR ADNEXA	1,236	\$1,693	\$2,036
	213 LASER EYE PROCEDURES	119	\$727	\$603
	214 CATARACT PROCEDURES	981	\$1,907	\$2,211
	215 COMPLEX ANTERIOR SEGMENT EYE PROCEDURES	37	\$547	\$2,230
	216 MODERATE ANTERIOR SEGMENT EYE PROCEDURES	41	\$1,085	\$1,906
	217 SIMPLE ANTERIOR SEGMENT EYE PROCEDURES	2	\$785	\$1,679
	220 STRABISMUS AND MUSCLE EYE PROCEDURES	15	\$1,442	\$2,523
	221 COMPLEX REPAIR AND PLASTIC PROCEDURES OF EYE	33	\$1,288	\$1,626
	222 SIMPLE REPAIR AND PLASTIC PROCEDURES OF EYE	8	\$728	\$922
12	FACIAL, EAR, NOSE, MOUTH AND THROAT	1,402	\$1,087	\$1,218
	233 NASAL CAUTERIZATION AND PACKING	12	\$1,441	\$1,287
	234 COMPLEX FACIAL AND ENT PROCEDURES	113	\$1,720	\$1,586
	235 SIMPLE FACIAL AND ENT PROCEDURES	425	\$740	\$1,253
	236 TONSIL AND ADENOID PROCEDURES	852	\$1,171	\$1,105

AMB ST 1-6

UTAH HOSPITAL AND FREESTANDING AMBULATORY SURGERY CENTER (FASC) UTILIZATION AND CHARGE PROFILE OF OUTPATIENT SURGERY, 2002
 NUMBER OF SELECTED AMBULATORY SURGERY PATIENT VISITS BY PATIENT PROFILE

404 McKay-Dee Surgical Center

Patient Profile	Patient Visits		Patient Visits-All FASCs	
	(#)	(%)	(#)	(%)
GENDER				
Female	3,973	58.0	42,484	55.7
Male	2,879	42.0	33,648	44.1
Unknown	0	0.0	37	0.0
Not Reported	0	0.0	113	0.1
AGE				
1-28 days	1	0.0	6	0.0
29-365 days	198	2.9	622	0.8
1-4 years	785	11.5	4,267	5.6
5-9	442	6.5	2,080	2.7
10-14	217	3.2	1,307	1.7
15-17	180	2.6	1,479	1.9
18-19	148	2.2	1,235	1.6
20-24	397	5.8	3,822	5.0
25-29	392	5.7	3,391	4.4
30-34	376	5.5	3,502	4.6
35-39	407	5.9	3,888	5.1
40-44	439	6.4	4,700	6.2
45-49	442	6.5	5,313	7.0
50-54	403	5.9	6,201	8.1
55-59	343	5.0	5,578	7.3
60-64	341	5.0	5,200	6.8
65-69	365	5.3	5,944	7.8
70-74	331	4.8	6,087	8.0
75-79	329	4.8	5,830	7.6
80-84	217	3.2	3,838	5.0
85-89	68	1.0	1,529	2.0
90 +	31	0.5	442	0.6
Not Reported	1	0.0	27	0.0
SOURCE OF ADMISSION				
Physician Referral	6,844	99.9	40,797	53.5
Clinic Referral	5	0.1	908	1.2
HMO Referral	3	0.0	7	0.0
Other Hospital	0	0.0	0	0.0
Skilled Nursing Facility	0	0.0	0	0.0
Other Health Care Facility	0	0.0	0	0.0
Emergency Room	0	0.0	0	0.0
Court/Law Enforcement	0	0.0	0	0.0
Unknown	0	0.0	10,364	13.6
Not Reported	0	0.0	24,206	31.7

(Continued)

AMB ST 1-6

UTAH HOSPITAL AND FREESTANDING AMBULATORY SURGERY CENTER (FASC) UTILIZATION AND CHARGE PROFILE OF OUTPATIENT SURGERY, 2002
 NUMBER OF SELECTED AMBULATORY SURGERY PATIENT VISITS BY PATIENT PROFILE

404 McKay-Dee Surgical Center

Patient Profile	Patient Visits		Patient Visits-All FASCs	
	(#)	(%)	(#)	(%)
DISCHARGE STATUS				
Home or Self Care	6,692	97.7	47,095	61.7
Another Hospital	14	0.2	48	0.1
Skilled Nursing Facility	0	0.0	1	0.0
Intermediate Care Facility	0	0.0	1	0.0
Another Type of Institution	0	0.0	0	0.0
Under Care of Home Service	0	0.0	0	0.0
Left Against Medical Advice	0	0.0	0	0.0
Under Care of Home IV Provider	0	0.0	0	0.0
Expired	0	0.0	0	0.0
Unknown	146	2.1	29,137	38.2
Not Reported	0	0.0	0	0.0
PRIMARY PAYER				
Medicare	1,304	19.0	22,504	29.5
Medicaid	521	7.6	3,997	5.2
Other government	153	2.2	1,076	1.4
Blue Cross/Blue Shield	684	10.0	13,587	17.8
Other Commercial	479	7.0	7,977	10.5
Managed Care(HMO, PPO)	3,393	49.5	23,119	30.3
Self Pay	68	1.0	1,608	2.1
Industrial & Worker Comp	214	3.1	1,739	2.3
Charity and Unclassified	1	0.0	30	0.0
Childrens Health Insurance	3	0.0	278	0.4
Unknown	32	0.5	65	0.1
Not Reported	0	0.0	302	0.4
LOCAL HEALTH DISTRICT OF PATIENT RESIDENCE				
Bear River	422	6.2	4,087	5.4
Central Utah	2	0.0	1,200	1.6
Davis County	1,428	20.8	9,018	11.8
Salt Lake County	52	0.8	27,192	35.6
Southeastern Utah	5	0.1	840	1.1
Southwest Utah	1	0.0	3,904	5.1
Summit County	18	0.3	1,267	1.7
Tooele County	4	0.1	1,117	1.5
Tri-County	3	0.0	402	0.5
Utah County	6	0.1	9,498	12.5
Wasatch County	3	0.0	443	0.6
Weber County	4,747	69.3	13,127	17.2
Unknown Utah	0	0.0	67	0.1
Outside Utah	159	2.3	3,913	5.1
Unknown, Not Reported	2	0.0	207	0.3

SOURCE: Utah Ambulatory Surgery Database,
 Utah Health Data Committee/Office of Health Care Statistics.

AMB ST 1-1

UTAH HOSPITAL AND FREESTANDING AMBULATORY SURGERY CENTER (FASC) UTILIZATION AND CHARGE PROFILE OF OUTPATIENT SURGERY, 2002
 NUMBER OF CPT-4 AND ICD-9 PROCEDURES BY SELECTED AMBULATORY SURGERY REPORTING CATEGORY

416 Moran Eye Center

Reporting Category (ICD-9-CM CODES)	Procedures Performed		Procedures Performed-All FASCs	
	(#)	(%)	(#)	(%)
Reporting Category (ICD-9-CM CODES)	7,547	100.0	43,262	100.0
Mastectomy (85.0-85.99)	0	0.0	1,139	2.6
Musculoskeletal (76.0-84.99)	54	0.7	5,726	13.2
Respiratory (30.0-34.99)	0	0.0	141	0.3
Cardiovascular (35.0-39.99)	9	0.1	345	0.8
Lymphatic/Hemetic (40.0-41.99)	0	0.0	83	0.2
Digestive System (42.0-54.99)	0	0.0	5,568	12.9
Urinary (55.0-59.99)	0	0.0	225	0.5
Male Genital (60.0-64.99)	0	0.0	124	0.3
Female Genital (65.0-71.99)	0	0.0	1,231	2.8
Endocrine/Nervous (01.0-07.99)	5	0.1	2,392	5.5
Eye (08.0-16.99)	7,317	97.0	13,466	31.1
Ear (18.0-20.99)	0	0.0	2,664	6.2
Nose, Mouth, Pharynx (21.0-29.99)	38	0.5	7,201	16.6
Other*	124	1.6	2,957	6.8
Reporting Category (CPT-4 CODES)	5,017	100.0	120,225	100.0
Mastectomy (19120-19220)	0	0.0	354	0.3
Musculoskeletal (20000-29909)	36	0.7	19,586	16.3
Respiratory (30000-32999)	31	0.6	7,772	6.5
Cardiovascular (33010-37799 & 93501-93660)	9	0.2	993	0.8
Lymphatic/Hemetic (38100-38999)	0	0.0	158	0.1
Diaphragm (39501-39599)	0	0.0	0	0.0
Digestive System (40490-49999)	1	0.0	37,220	31.0
Urinary (50010-53899)	0	0.0	1,590	1.3
Male Genital (54000-55899)	0	0.0	592	0.5
Female Genital (56405-58999)	0	0.0	3,271	2.7
Endocrine/Nervous (60000-64999)	1	0.0	10,396	8.6
Eye (65091-68899)	4,766	95.0	16,971	14.1
Ear (69000-69979)	0	0.0	4,327	3.6
Other*	173	3.4	16,995	14.1

SOURCE: Utah Ambulatory Surgery Database

Utah Health Data Committee/Office of Health Care Statistics.

* Procedure falls outside reporting categories.

AMB ST 1-2

UTAH HOSPITAL AND FREESTANDING AMBULATORY SURGERY CENTER (FASC) UTILIZATION AND CHARGE PROFILE OF OUTPATIENT SURGERY, 2002
 MOST COMMONLY PERFORMED CPT-4 AND ICD-9 PROCEDURES

416 Moran Eye Center

ICD-9 CODE	ICD-9 DESCRIPTION	#	%	% ALL FASCs
All ICD-9 Procedures				
1341	PHACOEMULSIFICATION-ASPIR CATARACT	2,111	28.0	9.92
1371	IOL PROSTH-CATARACT EXTRACT-1-STAGE	2,107	27.9	9.98
1171	KERATOMILEUSIS	507	6.7	1.17
1474	OTH MECH VITRECTOMY	277	3.7	0.64
1429	OTH DESTRUC CHORIORETINAL LES	201	2.7	0.46
0833	REPR BLEPHAROPT-RESECT/ADVANC LEVAT	155	2.1	0.69
149	OTH OPER RETINA-CHOROID-POST CHAMBR	148	2.0	0.34
1164	OTH PENETRATING KERATOPLASTY	120	1.6	0.40
1264	TRABECULECTOMY AB EXT	112	1.5	0.32
1511	RECESSION 1 EXTRAOCULAR MUSC	89	1.2	0.32
1372	SECNDRY INSRT IOL PROSTH	78	1.0	0.22
0844	REPR ENTROPION/ECTROP-LID RECON	72	1.0	0.38
1424	DEST CHORIORETIN LES-LASER PHOTO	68	0.9	0.16
1454	REPR RETINAL DETACH-LASER	64	0.8	0.15
153	>=2 EXTRAOC MUSC-TEMP DETCH-1/BOTH	48	0.6	0.18
1139	OTH EXC PTERYGIUM	42	0.6	0.21
0861	RECON EYELID W/SKIN FLAP/GFT	39	0.5	0.18
0981	DACRYOCYSTORHINOSTOMY [DCR]	39	0.5	0.20
1159	OTH CORNEAL REPR	39	0.5	0.18
138	REMOV LENS IMPLNT	39	0.5	0.11

CPT-4 CODE	CPT-4 DESCRIPTION	#	%	% ALL FASCs
All CPT-4 Procedures				
66984	EXTRACAPSULAR CATARACT REMV IOL	2,090	41.7	8.48
65760	KERATOMILEUSIS	507	10.1	0.43
67221	DESTRUC LES CHOROID; PHOTODYNAMC	196	3.9	0.16
67038	VITRECTOMY MECH; W/MEMBRANE STRI	145	2.9	0.14
66170	FISTULIZ SCLER; TRABECULECT AB E	108	2.2	0.14
67108	REPR RETINAL DETACH; W/VITRECTOM	108	2.2	0.10
67904	REPR BLEPHAROPTOSIS; RESECT-EXT	107	2.1	0.40
65730	KERATOPLASTY; PENETRATING	94	1.9	0.14
67335	PLCMT ADJUSTABLE SUTURE-STRABISM	62	1.2	0.08
65426	EXC/TRANSPOSITION PTERYGIUM; W/G	55	1.1	0.15
67311	STRABISMUS SURG; 1 HORIZONTAL MU	55	1.1	0.09
66985	INSERT IOL PROSTH SECONDARY IMPL	50	1.0	0.08
67036	VITRECTOMY MECH PARS PLANA APPRC	46	0.9	0.04
67040	VITRECTOMY MECH; W/PANRETINAL PH	45	0.9	0.04
66999	UNLISTED PROC ANTERIOR SEGMENT E	43	0.9	0.11
67312	STRABISMUS SURG; 2 HORIZONTAL MU	38	0.8	0.09
68815	PROBE NASOLAC DUCT; W/INSERT TUB	36	0.7	0.12
67917	REPAIR ECTROPION; BLPHPLSTY EXT	35	0.7	0.17
68720	DACRYOCYSTORHINOSTOMY	35	0.7	0.11
66180	AQUEOUS SHUNT EXTRAOCULAR RESERV	33	0.7	0.03

SOURCE: Utah Ambulatory Surgery Database
 Utah Health Data Committee/Office of Health Care Statistics

AMB ST 1-3

UTAH HOSPITAL AND FREESTANDING AMBULATORY SURGERY CENTER (FASC) UTILIZATION AND CHARGE PROFILE OF OUTPATIENT SURGERY, 2002
 AVERAGE TOTAL CHARGES FOR MOST COMMONLY PERFORMED CPT-4 AND ICD-9 PROCEDURES, SINGLE ICD-9 OR CPT-4 ONLY

416 Moran Eye Center

ICD-9 CODE	ICD-9 DESCRIPTION	#	AVE TOT CHR	AVE TOT CHR (ALL FASCs)
ICD-9 Procedures		1,328	\$2,660	\$1,375
1171	KERATOMILEUSIS	507	\$1,559	\$1,559
1429	OTH DESTRUC CHORIORETINAL LES	187	\$2,731	\$2,731
1164	OTH PENETRATING KERATOPLASTY	94	\$5,811	\$5,114
1264	TRABECULECTOMY AB EXT	69	\$3,333	\$2,835
1269	OTH SCLERAL FISTULIZING PROC	33	\$3,603	\$3,603
0833	REPR BLEPHAROPT-RESECT/ADVANC LEVAT	29	\$2,414	\$1,508
1511	RECESSION 1 EXTRAOCULAR MUSC	29	\$3,721	\$3,488
153	>=2 EXTRAOCC MUSC-TEMP DETCH-1/BOTH	29	\$4,519	\$3,309
1372	SECNDRY INSRT IOL PROSTH	25	\$3,763	\$2,886
1449	OTH SCLERAL BUCKLING	25	\$4,518	\$4,518
1474	OTH MECH VITRECTOMY	20	\$3,056	\$3,056
156	REVIS EXTRAOCULAR MUSC SURG	19	\$5,789	\$5,471
1273	CYCLOPHOTOCOAGULATION	18	\$1,472	\$1,472
1132	EXC PTERYGIUM W/CORNEAL GFT	15	\$2,691	\$2,590
1283	REVIS OPER WOUND ANT SEGMENT-NEC	15	\$2,061	\$2,061
0844	REPR ENTROPION/ECTROP-LID RECON	14	\$2,851	\$1,911
1149	OTH REMOV/DESTRUC CORNEAL LES	14	\$1,576	\$1,468
1692	EXC LES ORBIT	14	\$3,004	\$2,251
1370	INSRT PSEUDOPHAKOS-NOS	12	\$2,489	\$2,489
139	OTH OPER LENS	8	\$3,013	\$2,322

CPT-4 CODE	CPT-4 DESCRIPTION	#	AVE TOT CHR	AVE TOT CHR (ALL FASCs)
CPT-4 Procedures		3,596	\$3,217	\$1,364
66984	EXTRACAPSULAR CATARACT REMV IOL	1,993	\$3,575	\$2,205
65760	KERATOMILEUSIS	507	\$1,559	\$1,551
67221	DESTRUC LES CHOROID; PHOTODYNAMIC	191	\$2,729	\$2,729
65730	KERATOPLASTY; PENETRATING	78	\$5,669	\$4,792
67108	REPR RETINAL DETACH; W/VITRECTOM	73	\$4,569	\$4,128
67038	VITRECTOMY MECH; W/MEMBRANE STRI	69	\$3,237	\$2,957
66170	FISTULIZ SCLER; TRABECULECT AB E	66	\$3,315	\$2,649
67904	REPR BLEPHAROPTOSIS; RESECT-EXT	66	\$3,159	\$1,533
65426	EXC/TRANSPOSITION PTERYGIUM; W/G	51	\$2,495	\$1,770
66180	AQUEOUS SHUNT EXTRAOCULAR RESERV	31	\$3,544	\$3,365
67040	VITRECTOMY MECH; W/PANRETINAL PH	28	\$3,750	\$3,610
66985	INSERT IOL PROSTH SECONDARY IMPL	25	\$3,763	\$2,307
67311	STRABISMUS SURG; 1 HORIZONTAL MU	25	\$4,203	\$3,187
66999	UNLISTED PROC ANTERIOR SEGMENT E	23	\$2,732	\$2,555
67036	VITRECTOMY MECH PARS PLANA APPRC	21	\$3,026	\$2,779
66250	REVIS OPERATIVE WOUND ANT SEGMENT	20	\$1,950	\$1,726
66710	CILIARY BDY DESTRUC; CYCLOPHOTOC	18	\$1,472	\$1,472
66986	EXCHANGE OF INTRAOCULAR LENS	18	\$3,469	\$2,366
67412	ORBITOT W/O BN FLP; W/REMOVAL LE	16	\$3,156	\$2,322
65755	KERATOPLASTY; PENETRATING	14	\$6,147	\$5,060

SOURCE: Utah Ambulatory Surgery Database
 Utah Health Data Committee/Office of Health Care Statistics

AMB ST 1-4

UTAH HOSPITAL AND FREESTANDING AMBULATORY SURGERY CENTER (FASC) UTILIZATION AND CHARGE PROFILE OF OUTPATIENT SURGERY, 2002
 PROCEDURE APG CATEGORY, PROCEDURE APG

416 Moran Eye Center

Procedure APG category	Procedure APG	TOTAL #	TOTAL # (ALL FASCs)
01	INTEGUMENTARY SYSTEM	170	3,253
	002 SUPERFICIAL NEEDLE BIOPSY AND ASPIRATION	1	63
	006 SIMPLE DEBRIDEMENT AND DESTRUCTION	2	121
	007 COMPLEX EXCISION, BIOPSY AND DEBRIDEMENT	2	650
	008 SIMPLE EXCISION AND BIOPSY	35	639
	009 COMPLEX SKIN REPAIRS INCL INTEGUMENT GRAFTS, TRANSFER & REARRANGE	128	778
	010 SIMPLE SKIN REPAIR	2	94
02	MUSCULOSKELETAL SYSTEM	4	18,176
	022 SIMPLE MUSCULOSKELETAL PROCEDURES EXCLUDING HAND AND FOOT	1	525
	024 SIMPLE HAND AND FOOT MUSCULOSKELETAL PROCEDURES	2	4,888
	035 ARTHROCENTESIS AND LIGAMENT OR TENDON INJECTION	1	645
03	RESPIRATORY SYSTEM	8	3,574
	053 COMPLEX ENDOSCOPY OF THE UPPER AIRWAY	8	3,517
11	EYE AND OCULAR ADNEXA	4,762	16,937
	211 MINOR OPHTHALMOLOGICAL TESTS AND PROCEDURES	202	210
	213 LASER EYE PROCEDURES	28	1,439
	214 CATARACT PROCEDURES	2,229	10,463
	215 COMPLEX ANTERIOR SEGMENT EYE PROCEDURES	690	953
	216 MODERATE ANTERIOR SEGMENT EYE PROCEDURES	308	669
	217 SIMPLE ANTERIOR SEGMENT EYE PROCEDURES	121	294
	218 COMPLEX POSTERIOR SEGMENT EYE PROCEDURES	143	161
	219 SIMPLE POSTERIOR SEGMENT EYE PROCEDURES	60	79
	220 STRABISMUS AND MUSCLE EYE PROCEDURES	257	493
	221 COMPLEX REPAIR AND PLASTIC PROCEDURES OF EYE	378	1,529
	222 SIMPLE REPAIR AND PLASTIC PROCEDURES OF EYE	58	300
	223 VITRECTOMY	288	347
12	FACIAL, EAR, NOSE, MOUTH AND THROAT	35	15,405
	234 COMPLEX FACIAL AND ENT PROCEDURES	24	2,878
	235 SIMPLE FACIAL AND ENT PROCEDURES	11	8,573

AMB ST 1-5

UTAH HOSPITAL AND FREESTANDING AMBULATORY SURGERY CENTER (FASC) UTILIZATION AND CHARGE PROFILE OF OUTPATIENT SURGERY, 2002
 PROCEDURE APG CATEGORY, PROCEDURE APG, SINGLE APG ONLY

416 Moran Eye Center

Procedure APG category	Procedure APG	TOTAL #	AVE TOT CHRGR	AVE TOT CHRGR(ALL FASCs)
01	INTEGUMENTARY SYSTEM	26	\$1,783	\$1,167
	008 SIMPLE EXCISION AND BIOPSY	14	\$1,475	\$1,096
	009 COMPLEX SKIN REPAIRS INCL INTEGUMENT GRAFTS, TRANSFER & REARRAN	12	\$2,142	\$1,557
02	MUSCULOSKELETAL SYSTEM	1	\$1,065	\$1,770
	024 SIMPLE HAND AND FOOT MUSCULOSKELETAL PROCEDURES	1	\$1,065	\$1,276
11	EYE AND OCULAR ADNEXA	3,557	\$3,224	\$2,036
	211 MINOR OPHTHALMOLOGICAL TESTS AND PROCEDURES	191	\$2,729	\$2,697
	213 LASER EYE PROCEDURES	4	\$3,182	\$603
	214 CATARACT PROCEDURES	2,053	\$3,584	\$2,211
	215 COMPLEX ANTERIOR SEGMENT EYE PROCEDURES	644	\$2,330	\$2,230
	216 MODERATE ANTERIOR SEGMENT EYE PROCEDURES	168	\$2,663	\$1,906
	217 SIMPLE ANTERIOR SEGMENT EYE PROCEDURES	62	\$2,286	\$1,679
	218 COMPLEX POSTERIOR SEGMENT EYE PROCEDURES	85	\$4,311	\$3,879
	219 SIMPLE POSTERIOR SEGMENT EYE PROCEDURES	6	\$1,719	\$1,137
	220 STRABISMUS AND MUSCLE EYE PROCEDURES	57	\$3,502	\$2,523
	221 COMPLEX REPAIR AND PLASTIC PROCEDURES OF EYE	142	\$3,175	\$1,626
	222 SIMPLE REPAIR AND PLASTIC PROCEDURES OF EYE	13	\$1,648	\$922
	223 VITRECTOMY	132	\$3,305	\$3,011
12	FACIAL, EAR, NOSE, MOUTH AND THROAT	1	\$1,591	\$1,218
	235 SIMPLE FACIAL AND ENT PROCEDURES	1	\$1,591	\$1,253

AMB ST 1-6

UTAH HOSPITAL AND FREESTANDING AMBULATORY SURGERY CENTER (FASC) UTILIZATION AND CHARGE PROFILE OF OUTPATIENT SURGERY, 2002
 NUMBER OF SELECTED AMBULATORY SURGERY PATIENT VISITS BY PATIENT PROFILE

416 Moran Eye Center

Patient Profile	Patient Visits		Patient Visits-All FASCs	
	(#)	(%)	(#)	(%)
GENDER				
Female	2,353	56.1	42,484	55.7
Male	1,842	43.9	33,648	44.1
Unknown	0	0.0	37	0.0
Not Reported	0	0.0	113	0.1
AGE				
1-28 days	0	0.0	6	0.0
29-365 days	18	0.4	622	0.8
1-4 years	60	1.4	4,267	5.6
5-9	49	1.2	2,080	2.7
10-14	35	0.8	1,307	1.7
15-17	30	0.7	1,479	1.9
18-19	11	0.3	1,235	1.6
20-24	74	1.8	3,822	5.0
25-29	136	3.2	3,391	4.4
30-34	134	3.2	3,502	4.6
35-39	153	3.6	3,888	5.1
40-44	194	4.6	4,700	6.2
45-49	273	6.5	5,313	7.0
50-54	271	6.5	6,201	8.1
55-59	261	6.2	5,578	7.3
60-64	310	7.4	5,200	6.8
65-69	381	9.1	5,944	7.8
70-74	510	12.2	6,087	8.0
75-79	632	15.1	5,830	7.6
80-84	423	10.1	3,838	5.0
85-89	172	4.1	1,529	2.0
90 +	68	1.6	442	0.6
Not Reported	0	0.0	27	0.0
SOURCE OF ADMISSION				
Physician Referral	0	0.0	40,797	53.5
Clinic Referral	0	0.0	908	1.2
HMO Referral	0	0.0	7	0.0
Other Hospital	0	0.0	0	0.0
Skilled Nursing Facility	0	0.0	0	0.0
Other Health Care Facility	0	0.0	0	0.0
Emergency Room	0	0.0	0	0.0
Court/Law Enforcement	0	0.0	0	0.0
Unknown	0	0.0	10,364	13.6
Not Reported	4,195	100.0	24,206	31.7

(Continued)

AMB ST 1-6

UTAH HOSPITAL AND FREESTANDING AMBULATORY SURGERY CENTER (FASC) UTILIZATION AND CHARGE PROFILE OF OUTPATIENT SURGERY, 2002
 NUMBER OF SELECTED AMBULATORY SURGERY PATIENT VISITS BY PATIENT PROFILE

416 Moran Eye Center

Patient Profile	Patient Visits		Patient Visits-All FASCs	
	(#)	(%)	(#)	(%)
DISCHARGE STATUS				
Home or Self Care	4,195	100.0	47,095	61.7
Another Hospital	0	0.0	48	0.1
Skilled Nursing Facility	0	0.0	1	0.0
Intermediate Care Facility	0	0.0	1	0.0
Another Type of Institution	0	0.0	0	0.0
Under Care of Home Service	0	0.0	0	0.0
Left Against Medical Advice	0	0.0	0	0.0
Under Care of Home IV Provider	0	0.0	0	0.0
Expired	0	0.0	0	0.0
Unknown	0	0.0	29,137	38.2
Not Reported	0	0.0	0	0.0
PRIMARY PAYER				
Medicare	2,036	48.5	22,504	29.5
Medicaid	188	4.5	3,997	5.2
Other government	93	2.2	1,076	1.4
Blue Cross/Blue Shield	421	10.0	13,587	17.8
Other Commercial	368	8.8	7,977	10.5
Managed Care(HMO, PPO)	631	15.0	23,119	30.3
Self Pay	414	9.9	1,608	2.1
Industrial & Worker Comp	26	0.6	1,739	2.3
Charity and Unclassified	16	0.4	30	0.0
Childrens Health Insurance	0	0.0	278	0.4
Unknown	2	0.0	65	0.1
Not Reported	0	0.0	302	0.4
LOCAL HEALTH DISTRICT OF PATIENT RESIDENCE				
Bear River	104	2.5	4,087	5.4
Central Utah	24	0.6	1,200	1.6
Davis County	319	7.6	9,018	11.8
Salt Lake County	2,742	65.4	27,192	35.6
Southeastern Utah	36	0.9	840	1.1
Southwest Utah	41	1.0	3,904	5.1
Summit County	95	2.3	1,267	1.7
Tooele County	98	2.3	1,117	1.5
Tri-County	17	0.4	402	0.5
Utah County	123	2.9	9,498	12.5
Wasatch County	23	0.5	443	0.6
Weber County	113	2.7	13,127	17.2
Unknown Utah	3	0.1	67	0.1
Outside Utah	454	10.8	3,913	5.1
Unknown, Not Reported	3	0.1	207	0.3

SOURCE: Utah Ambulatory Surgery Database,
 Utah Health Data Committee/Office of Health Care Statistics.

AMB ST 1-1

UTAH HOSPITAL AND FREESTANDING AMBULATORY SURGERY CENTER (FASC) UTILIZATION AND CHARGE PROFILE OF OUTPATIENT SURGERY, 2002
 NUMBER OF CPT-4 AND ICD-9 PROCEDURES BY SELECTED AMBULATORY SURGERY REPORTING CATEGORY

414 Mount Ogden Surgical Center

		Procedures Performed		Procedures Performed-All FASCs	
		(#)	(%)	(#)	(%)
Reporting Category(ICD-9-CM CODES)					
Mastectomy	(85.0-85.99)	.	.	43,262	100.0
Musculoskeletal	(76.0-84.99)	.	.	1,139	2.6
Respiratory	(30.0-34.99)	.	.	5,726	13.2
Cardiovascular	(35.0-39.99)	.	.	141	0.3
Lymphatic/Hemetic	(40.0-41.99)	.	.	345	0.8
Digestive System	(42.0-54.99)	.	.	83	0.2
Urinary	(55.0-59.99)	.	.	5,568	12.9
Male Genital	(60.0-64.99)	.	.	225	0.5
Female Genital	(65.0-71.99)	.	.	124	0.3
Endocrine/Nervous	(01.0-07.99)	.	.	1,231	2.8
Eye	(08.0-16.99)	.	.	2,392	5.5
Ear	(18.0-20.99)	.	.	13,466	31.1
Nose, Mouth, Pharynx	(21.0-29.99)	.	.	2,664	6.2
Other*		.	.	7,201	16.6
				2,957	6.8
Reporting Category(CPT-4 CODES)					
Mastectomy	(19120-19220)	4,976	100.0	120,225	100.0
Musculoskeletal	(20000-29909)	0	0.0	354	0.3
Respiratory	(30000-32999)	949	19.1	19,586	16.3
Cardiovascular (33010-37799 & 93501-93660)		258	5.2	7,772	6.5
Lymphatic/Hemetic	(38100-38999)	1	0.0	993	0.8
Diaphragm	(39501-39599)	2	0.0	158	0.1
Digestive System	(40490-49999)	0	0.0	0	0.0
Urinary	(50010-53899)	768	15.4	37,220	31.0
Male Genital	(54000-55899)	355	7.1	1,590	1.3
Female Genital	(56405-58999)	56	1.1	592	0.5
Endocrine/Nervous	(60000-64999)	180	3.6	3,271	2.7
Eye	(65091-68899)	504	10.1	10,396	8.6
Ear	(69000-69979)	1,205	24.2	16,971	14.1
Other*		152	3.1	4,327	3.6
		546	11.0	16,995	14.1

SOURCE: Utah Ambulatory Surgery Database

Utah Health Data Committee/Office of Health Care Statistics.

* Procedure falls outside reporting categories.

AMB ST 1-2
 UTAH HOSPITAL AND FREESTANDING AMBULATORY SURGERY CENTER (FASC) UTILIZATION AND CHARGE PROFILE OF OUTPATIENT SURGERY, 2002
 MOST COMMONLY PERFORMED CPT-4 AND ICD-9 PROCEDURES

414 Mount Ogden Surgical Center

ICD-9 CODE	ICD-9 DESCRIPTION	#	%	% ALL FASCs
------------	-------------------	---	---	-------------

All ICD-9 Procedures

Does not report ICDs

CPT-4 CODE	CPT-4 DESCRIPTION	#	%	% ALL FASCs
All CPT-4 Procedures				
66984	EXTRACAPSULAR CATARACT REMV IOL	4,976	100.0	100.0
99070	SPL/MATL PROV-PHYS NOT USUL W/VI	1,053	21.2	8.48
62311	INJ 1 NOT NEUROLYTIC-EPID; LUMB/	305	6.1	3.15
43239	UGI ENDO; W/BX 1/MX	190	3.8	1.76
45378	COLONOSCOPY FLEX; DX-SEP PROC	143	2.9	5.25
50590	LITHOTRIPSY XTRACORP SHOCK WAVE	138	2.8	6.16
29881	SCOPE KNEE SURG;W/MENISCECT MED/	131	2.6	0.58
64721	NEUROPLASTY; MEDIAN @ CARPAL TUN	119	2.4	1.38
69436	TYMPANOSTOMY GENERAL ANESTHESIA	116	2.3	0.92
76005	FLUORO GUID NEEDLE-SPINE INJ PRO	115	2.3	2.80
42820	T&A; UNDER AGE 12	76	1.5	1.48
45380	COLONOSCOPY FLEX; W/BX 1/MX	67	1.3	1.42
29877	SCOPE KNEE SURG; DEBRID/SHAVE CA	64	1.3	2.65
41899	UNLIST PROC DENTOALVEOL STRUCTUR	62	1.2	1.09
45385	COLONOSCOPY FLEX; W/REMV LES-SNA	54	1.1	2.01
20680	REMOVAL OF IMPLANT; DEEP	53	1.1	1.94
30520	SEPTOPLASTY/SUBMUCOS RES W/GFT	51	1.0	0.67
28285	CORRECTION HAMMERTOE	50	1.0	1.31
30140	SUBMUCOS RES TURBINATE PART/CMPL	49	1.0	0.71
42826	TONSILLECTOMY PRIM/SEC; AGE 12/O	47	0.9	1.42
		46	0.9	0.71

SOURCE: Utah Ambulatory Surgery Database
 Utah Health Data Committee/Office of Health Care Statistics

AMB ST 1-3

UTAH HOSPITAL AND FREESTANDING AMBULATORY SURGERY CENTER (FASC) UTILIZATION AND CHARGE PROFILE OF OUTPATIENT SURGERY, 2002
 AVERAGE TOTAL CHARGES FOR MOST COMMONLY PERFORMED CPT-4 AND ICD-9 PROCEDURES, SINGLE ICD-9 OR CPT-4 ONLY

414 Mount Ogden Surgical Center

ICD-9 CODE	ICD-9 DESCRIPTION	#	AVE TOT CHR	AVE TOT CHR(ALL FASCs)
------------	-------------------	---	-------------	-------------------------

ICD-9 Procedures

Does not report ICDS

CPT-4 CODE	CPT-4 DESCRIPTION	#	AVE TOT CHR	AVE TOT CHR(ALL FASCs)
CPT-4 Procedures		2,711	\$1,491	\$1,364
66984	EXTRACAPSULAR CATARACT REMV IOL	1,020	\$1,307	\$2,205
62311	INJ 1 NOT NEUROLYTIC-EPID; LUMB/	143	\$566	\$452
45378	COLONOSCOPY FLEX; DX-SEP PROC	127	\$787	\$784
50590	LITHOTRIPSY XTRACORP SHOCK WAVE	124	\$3,070	\$1,514
64721	NEUROPLASTY; MEDIAN @ CARPAL TUN	95	\$1,151	\$1,074
43239	UGI ENDO; W/BX 1/MX	90	\$660	\$754
69436	TYMPANOSTOMY GENERAL ANESTHESIA	82	\$1,364	\$904
29881	SCOPE KNEE SURG;W/MENISCECT MED/	59	\$2,586	\$2,169
42820	T&A; UNDER AGE 12	54	\$1,128	\$1,110
41899	UNLIST PROC DENTOALVEOL STRUCTUR	48	\$1,257	\$1,526
45385	COLONOSCOPY FLEX; W/REMV LES-SNA	40	\$918	\$869
45380	COLONOSCOPY FLEX; W/BX 1/MX	39	\$759	\$867
42826	TONSILLECTOMY PRIM/SEC; AGE 12/O	38	\$874	\$1,102
20680	REMOVAL OF IMPLANT; DEEP	24	\$1,668	\$1,160
42821	T&A; AGE 12 OR OVER	20	\$1,128	\$1,152
52260	CYSTOURETHROSCPY W/DILAT; GEN AN	20	\$997	\$1,180
58558	HYSTEROSCPY SURG; W/BX &/ POLYPE	20	\$2,113	\$1,465
26055	TENDON SHEATH INCISION	19	\$2,057	\$1,116
29877	SCOPE KNEE SURG; DEBRID/SHAVE CA	19	\$3,663	\$2,223
29880	SCOPE KNEE SURG;W/MENISCECT MED&	19	\$3,682	\$2,164

SOURCE: Utah Ambulatory Surgery Database
 Utah Health Data Committee/Office of Health Care Statistics

AMB ST 1-4

UTAH HOSPITAL AND FREESTANDING AMBULATORY SURGERY CENTER (FASC) UTILIZATION AND CHARGE PROFILE OF OUTPATIENT SURGERY, 2002
 PROCEDURE APG CATEGORY, PROCEDURE APG

414 Mount Ogden Surgical Center

Procedure APG category	Procedure APG	TOTAL #	TOTAL # (ALL FASCs)
01	INTEGUMENTARY SYSTEM	70	3,253
	004 SIMPLE INCISION AND DRAINAGE	2	26
	006 SIMPLE DEBRIDEMENT AND DESTRUCTION	3	121
	007 COMPLEX EXCISION, BIOPSY AND DEBRIDEMENT	28	650
	008 SIMPLE EXCISION AND BIOPSY	31	639
	009 COMPLEX SKIN REPAIRS INCL INTEGUMENT GRAFTS, TRANSFER & REARRANGE	4	778
	010 SIMPLE SKIN REPAIR	2	94
02	MUSCULOSKELETAL SYSTEM	897	18,176
	021 COMPLEX MUSCULOSKELETAL PROCEDURES EXCLUDING HAND AND FOOT	112	1,983
	022 SIMPLE MUSCULOSKELETAL PROCEDURES EXCLUDING HAND AND FOOT	20	525
	023 COMPLEX HAND AND FOOT MUSCULOSKELETAL PROCEDURES	29	736
	024 SIMPLE HAND AND FOOT MUSCULOSKELETAL PROCEDURES	258	4,888
	025 ARTHROSCOPY	346	7,037
	028 CLOSED TREATMENT FX & DISLOCATION OF FINGER, TOE & TRUNK	2	9
	029 CLOSED TREATMENT FX & DISLOCATION EXC FINGER, TOE & TRUNK	5	108
	030 OPEN OR PERCUTANEOUS TREATMENT OF FRACTURES	48	747
	031 BONE OR JOINT MANIPULATION UNDER ANESTHESIA	4	129
	032 BUNION PROCEDURES	43	1,163
	033 ARTHROPLASTY	15	142
	034 HAND AND FOOT TENOTOMY	3	60
	035 ARTHROCENTESIS AND LIGAMENT OR TENDON INJECTION	12	645
03	RESPIRATORY SYSTEM	130	3,574
	053 COMPLEX ENDOSCOPY OF THE UPPER AIRWAY	129	3,517
	054 SIMPLE ENDOSCOPY OF THE UPPER AIRWAY	1	30
04	CARDIOVASCULAR SYSTEM	1	836
	082 VASCULAR LIGATION	1	95
05	HEMATOLOGIC, LYMPHATIC, AND ENDOCRINE	2	181
	095 DEEP LYMPH STRUCTURE AND THYROID PROCEDURES	2	181
06	DIGESTIVE SYSTEM	592	32,087
	112 ESOPHAGEAL DILATION WITHOUT ENDOSCOPY	35	1,774
	113 ANOSCOPY WITH BIOPSY AND DIAGNOSTIC PROCTOSIGMOIDOSCOPY	1	209
	114 PROCTOSIGMOIDOSCOPY WITH EXCISION OR BIOPSY	1	126
	115 DIAGNOSTIC UPPER GI ENDOSCOPY OR INTUBATION	169	8,270
	116 THERAPEUTIC UPPER GI ENDOSCOPY OR INTUBATION	13	2,348
	117 LOWER GASTROINTESTINAL ENDOSCOPY	277	15,324
	119 HERNIA AND HYDROCELE PROCEDURES	12	1,240
	120 COMPLEX ANAL AND RECTAL PROCEDURES	1	259
	123 COMPLEX LAPAROSCOPIC PROCEDURES	83	2,343
07	URINARY SYSTEM	337	1,533
	131 RENAL EXTRACORPOREAL SHOCK WAVE LITHOTRIPSY	131	698
	133 URINARY CATHETERIZATION AND DILATATION	4	18
	134 COMPLEX CYSTOURETHROSCOPY AND LITHOLAPAXY	87	306
	135 MODERATE CYSTOURETHROSCOPY	90	380
	136 SIMPLE CYSTOURETHROSCOPY	22	105
	138 SIMPLE URETHRAL PROCEDURES	3	11
08	MALE GENITAL SYSTEM	55	529

AMB ST 1-4

UTAH HOSPITAL AND FREESTANDING AMBULATORY SURGERY CENTER (FASC) UTILIZATION AND CHARGE PROFILE OF OUTPATIENT SURGERY, 2002
 PROCEDURE APG CATEGORY, PROCEDURE APG

414 Mount Ogden Surgical Center

procedure APG category	procedure APG	TOTAL #	TOTAL # (ALL FASCs)
	151 TESTICULAR AND EPIDIDYMAL PROCEDURES	30	343
	153 COMPLEX PENILE PROCEDURES	1	10
	154 SIMPLE PENILE PROCEDURES	18	147
	155 PROSTATE NEEDLE AND PUNCH BIOPSY	6	24
09	FEMALE GENITAL SYSTEM	122	1,720
	176 COMPLEX FEMALE REPRODUCTIVE PROCEDURES	2	132
	177 SIMPLE FEMALE REPRODUCTIVE PROCEDURES	52	465
	178 DILATION AND CURETTAGE	3	216
	179 HYSTEROSCOPY	65	741
10	NERVOUS SYSTEM	503	9,932
	195 NERVOUS SYSTEM INJECTIONS, STIMULATIONS OR CRANIAL TAP	333	7,518
	196 REVISION AND REMOVAL OF NEUROLOGICAL DEVICE	14	38
	197 NEUROSTIMULATOR AND VENTRICULAR SHUNT IMPLANTATION	10	96
	198 NERVE REPAIR AND DESTRUCTION	146	2,250
11	EYE AND OCULAR ADNEXA	1,202	16,937
	214 CATARACT PROCEDURES	1,067	10,463
	215 COMPLEX ANTERIOR SEGMENT EYE PROCEDURES	9	953
	216 MODERATE ANTERIOR SEGMENT EYE PROCEDURES	31	669
	217 SIMPLE ANTERIOR SEGMENT EYE PROCEDURES	8	294
	220 STRABISMUS AND MUSCLE EYE PROCEDURES	8	493
	221 COMPLEX REPAIR AND PLASTIC PROCEDURES OF EYE	72	1,529
	222 SIMPLE REPAIR AND PLASTIC PROCEDURES OF EYE	7	300
12	FACIAL, EAR, NOSE, MOUTH AND THROAT	516	15,405
	233 NASAL CAUTERIZATION AND PACKING	3	72
	234 COMPLEX FACIAL AND ENT PROCEDURES	79	2,878
	235 SIMPLE FACIAL AND ENT PROCEDURES	264	8,573
	236 TONSIL AND ADENOID PROCEDURES	170	3,882
13	THERAPUTIC AND OTHER RADIOLOGICAL PROCEDURES	44	675
	254 MYELOGRAPHY	4	437
	255 MISCELLANEOUS RADIOLOGICAL PROCEDURES WITH CONTRAST	40	77

AMB ST 1-5

UTAH HOSPITAL AND FREESTANDING AMBULATORY SURGERY CENTER (FASC) UTILIZATION AND CHARGE PROFILE OF OUTPATIENT SURGERY, 2002
 PROCEDURE APG CATEGORY, PROCEDURE APG, SINGLE APG ONLY

414 Mount Ogden Surgical Center

Procedure APG category	Procedure APG	TOTAL #	AVE TOT CHRGR	AVE TOT CHRGR(ALL FASCs)
01	INTEGUMENTARY SYSTEM	31	\$1,652	\$1,167
	006 SIMPLE DEBRIDEMENT AND DESTRUCTION	1	\$1,453	\$1,072
	007 COMPLEX EXCISION, BIOPSY AND DEBRIDEMENT	13	\$1,708	\$1,167
	008 SIMPLE EXCISION AND BIOPSY	17	\$1,621	\$1,096
02	MUSCULOSKELETAL SYSTEM	354	\$2,447	\$1,770
	021 COMPLEX MUSCULOSKELETAL PROCEDURES EXCLUDING HAND AND FOOT	31	\$2,497	\$1,995
	022 SIMPLE MUSCULOSKELETAL PROCEDURES EXCLUDING HAND AND FOOT	8	\$1,859	\$1,331
	023 COMPLEX HAND AND FOOT MUSCULOSKELETAL PROCEDURES	17	\$2,574	\$1,805
	024 SIMPLE HAND AND FOOT MUSCULOSKELETAL PROCEDURES	112	\$1,878	\$1,276
	025 ARTHROSCOPY	129	\$3,112	\$2,340
	028 CLOSED TREATMENT FX & DISLOCATION OF FINGER, TOE & TRUNK	2	\$2,104	\$1,488
	029 CLOSED TREATMENT FX & DISLOCATION EXC FINGER, TOE & TRUNK	4	\$1,547	\$1,354
	030 OPEN OR PERCUTANEOUS TREATMENT OF FRACTURES	25	\$2,079	\$1,720
	031 BONE OR JOINT MANIPULATION UNDER ANESTHESIA	3	\$1,711	\$880
	032 BUNION PROCEDURES	13	\$1,995	\$1,532
	033 ARTHROPLASTY	9	\$2,664	\$1,989
	035 ARTHROCENTESIS AND LIGAMENT OR TENDON INJECTION	1	\$970	\$659
03	RESPIRATORY SYSTEM	10	\$2,343	\$1,284
	053 COMPLEX ENDOSCOPY OF THE UPPER AIRWAY	10	\$2,343	\$1,351
04	CARDIOVASCULAR SYSTEM	1	\$1,800	\$1,526
	082 VASCULAR LIGATION	1	\$1,800	\$1,638
05	HEMATOLOGIC, LYMPHATIC, AND ENDOCRINE	2	\$1,793	\$1,099
	095 DEEP LYMPH STRUCTURE AND THYROID PROCEDURES	2	\$1,793	\$1,099
06	DIGESTIVE SYSTEM	386	\$921	\$895
	112 ESOPHAGEAL DILATION WITHOUT ENDOSCOPY	2	\$762	\$590
	113 ANOSCOPY WITH BIOPSY AND DIAGNOSTIC PROCTOSIGMOIDOSCOPY	1	\$1,049	\$417
	114 PROCTOSIGMOIDOSCOPY WITH EXCISION OR BIOPSY	1	\$447	\$480
	115 DIAGNOSTIC UPPER GI ENDOSCOPY OR INTUBATION	104	\$652	\$716
	116 THERAPEUTIC UPPER GI ENDOSCOPY OR INTUBATION	6	\$789	\$761
	117 LOWER GASTROINTESTINAL ENDOSCOPY	219	\$813	\$811
	119 HERNIA AND HYDROCELE PROCEDURES	7	\$1,788	\$1,342
	120 COMPLEX ANAL AND RECTAL PROCEDURES	1	\$1,863	\$933
	123 COMPLEX LAPAROSCOPIC PROCEDURES	45	\$1,947	\$2,238
07	URINARY SYSTEM	188	\$2,455	\$1,406
	131 RENAL EXTRACORPOREAL SHOCK WAVE LITHOTRIPSY	124	\$3,070	\$1,514
	134 COMPLEX CYSTOURETHROSCOPY AND LITHOLAPAXY	21	\$1,608	\$1,432
	135 MODERATE CYSTOURETHROSCOPY	38	\$1,118	\$1,174
	136 SIMPLE CYSTOURETHROSCOPY	5	\$934	\$856
08	MALE GENITAL SYSTEM	43	\$2,440	\$1,616
	151 TESTICULAR AND EPIDIDYMAL PROCEDURES	25	\$2,842	\$1,776
	153 COMPLEX PENILE PROCEDURES	1	\$1,688	\$1,329
	154 SIMPLE PENILE PROCEDURES	15	\$1,229	\$1,096
	155 PROSTATE NEEDLE AND PUNCH BIOPSY	2	\$6,878	\$4,384
09	FEMALE GENITAL SYSTEM	52	\$1,797	\$1,256
	177 SIMPLE FEMALE REPRODUCTIVE PROCEDURES	18	\$1,427	\$1,070
	178 DILATION AND CURETTAGE	1	\$1,311	\$975

AMB ST 1-5

UTAH HOSPITAL AND FREESTANDING AMBULATORY SURGERY CENTER (FASC) UTILIZATION AND CHARGE PROFILE OF OUTPATIENT SURGERY, 2002
 PROCEDURE APG CATEGORY, PROCEDURE APG, SINGLE APG ONLY

414 Mount Ogden Surgical Center

procedure APG category	Procedure APG	TOTAL #	AVE TOT CHRGR	AVE TOT CHRGR(ALL FASCs)
	179 HYSTEROSCOPY	33	\$2,014	\$1,545
10	NERVOUS SYSTEM	263	\$875	\$707
	195 NERVOUS SYSTEM INJECTIONS, STIMULATIONS OR CRANIAL TAP	153	\$596	\$474
	196 REVISION AND REMOVAL OF NEUROLOGICAL DEVICE	1	\$1,632	\$1,434
	197 NEUROSTIMULATOR AND VENTRICULAR SHUNT IMPLANTATION	2	\$1,632	\$1,609
	198 NERVE REPAIR AND DESTRUCTION	107	\$1,253	\$1,209
11	EYE AND OCULAR ADNEXA	1,088	\$1,363	\$2,036
	214 CATARACT PROCEDURES	1,031	\$1,317	\$2,211
	215 COMPLEX ANTERIOR SEGMENT EYE PROCEDURES	2	\$1,561	\$2,230
	216 MODERATE ANTERIOR SEGMENT EYE PROCEDURES	25	\$1,843	\$1,906
	217 SIMPLE ANTERIOR SEGMENT EYE PROCEDURES	6	\$1,892	\$1,679
	220 STRABISMUS AND MUSCLE EYE PROCEDURES	8	\$2,775	\$2,523
	221 COMPLEX REPAIR AND PLASTIC PROCEDURES OF EYE	15	\$2,688	\$1,626
	222 SIMPLE REPAIR AND PLASTIC PROCEDURES OF EYE	1	\$1,561	\$922
12	FACIAL, EAR, NOSE, MOUTH AND THROAT	288	\$1,242	\$1,218
	234 COMPLEX FACIAL AND ENT PROCEDURES	13	\$1,965	\$1,586
	235 SIMPLE FACIAL AND ENT PROCEDURES	148	\$1,368	\$1,253
	236 TONSIL AND ADENOID PROCEDURES	127	\$1,022	\$1,105

AMB ST 1-6

UTAH HOSPITAL AND FREESTANDING AMBULATORY SURGERY CENTER (FASC) UTILIZATION AND CHARGE PROFILE OF OUTPATIENT SURGERY, 2002
 NUMBER OF SELECTED AMBULATORY SURGERY PATIENT VISITS BY PATIENT PROFILE

414 Mount Ogden Surgical Center

Patient Profile	Patient Visits		Patient Visits-All FASCs	
	(#)	(%)	(#)	(%)
GENDER				
Female	2,006	55.9	42,484	55.7
Male	1,579	44.0	33,648	44.1
Unknown	2	0.1	37	0.0
Not Reported	0	0.0	113	0.1
AGE				
1-28 days	0	0.0	6	0.0
29-365 days	31	0.9	622	0.8
1-4 years	135	3.8	4,267	5.6
5-9	77	2.1	2,080	2.7
10-14	52	1.4	1,307	1.7
15-17	69	1.9	1,479	1.9
18-19	55	1.5	1,235	1.6
20-24	143	4.0	3,822	5.0
25-29	132	3.7	3,391	4.4
30-34	141	3.9	3,502	4.6
35-39	161	4.5	3,888	5.1
40-44	209	5.8	4,700	6.2
45-49	215	6.0	5,313	7.0
50-54	222	6.2	6,201	8.1
55-59	240	6.7	5,578	7.3
60-64	219	6.1	5,200	6.8
65-69	363	10.1	5,944	7.8
70-74	364	10.1	6,087	8.0
75-79	370	10.3	5,830	7.6
80-84	264	7.4	3,838	5.0
85-89	105	2.9	1,529	2.0
90 +	20	0.6	442	0.6
Not Reported	0	0.0	27	0.0
SOURCE OF ADMISSION				
Physician Referral	0	0.0	40,797	53.5
Clinic Referral	0	0.0	908	1.2
HMO Referral	0	0.0	7	0.0
Other Hospital	0	0.0	0	0.0
Skilled Nursing Facility	0	0.0	0	0.0
Other Health Care Facility	0	0.0	0	0.0
Emergency Room	0	0.0	0	0.0
Court/Law Enforcement	0	0.0	0	0.0
Unknown	0	0.0	10,364	13.6
Not Reported	3,587	100.0	24,206	31.7

(Continued)

AMB ST 1-6

UTAH HOSPITAL AND FREESTANDING AMBULATORY SURGERY CENTER (FASC) UTILIZATION AND CHARGE PROFILE OF OUTPATIENT SURGERY, 2002
 NUMBER OF SELECTED AMBULATORY SURGERY PATIENT VISITS BY PATIENT PROFILE

414 Mount Ogden Surgical Center

Patient Profile	Patient Visits		Patient Visits-All FASCs	
	(#)	(%)	(#)	(%)
DISCHARGE STATUS				
Home or Self Care	0	0.0	47,095	61.7
Another Hospital	0	0.0	48	0.1
Skilled Nursing Facility	0	0.0	1	0.0
Intermediate Care Facility	0	0.0	1	0.0
Another Type of Institution	0	0.0	0	0.0
Under Care of Home Service	0	0.0	0	0.0
Left Against Medical Advice	0	0.0	0	0.0
Under Care of Home IV Provider	0	0.0	0	0.0
Expired	0	0.0	0	0.0
Unknown	3,587	100.0	29,137	38.2
Not Reported	0	0.0	0	0.0
PRIMARY PAYER				
Medicare	1,353	37.7	22,504	29.5
Medicaid	97	2.7	3,997	5.2
Other government	72	2.0	1,076	1.4
Blue Cross/Blue Shield	798	22.2	13,587	17.8
Other Commercial	376	10.5	7,977	10.5
Managed Care(HMO, PPO)	605	16.9	23,119	30.3
Self Pay	68	1.9	1,608	2.1
Industrial & Worker Comp	128	3.6	1,739	2.3
Charity and Unclassified	0	0.0	30	0.0
Childrens Health Insurance	90	2.5	278	0.4
Unknown	0	0.0	65	0.1
Not Reported	0	0.0	302	0.4
LOCAL HEALTH DISTRICT OF PATIENT RESIDENCE				
Bear River	186	5.2	4,087	5.4
Central Utah	4	0.1	1,200	1.6
Davis County	561	15.6	9,018	11.8
Salt Lake County	20	0.6	27,192	35.6
Southeastern Utah	0	0.0	840	1.1
Southwest Utah	6	0.2	3,904	5.1
Summit County	12	0.3	1,267	1.7
Tooele County	3	0.1	1,117	1.5
Tri-County	10	0.3	402	0.5
Utah County	5	0.1	9,498	12.5
Wasatch County	2	0.1	443	0.6
Weber County	2,639	73.6	13,127	17.2
Unknown Utah	6	0.2	67	0.1
Outside Utah	114	3.2	3,913	5.1
Unknown, Not Reported	19	0.5	207	0.3

SOURCE: Utah Ambulatory Surgery Database,
 Utah Health Data Committee/Office of Health Care Statistics.

AMB ST 1-1

UTAH HOSPITAL AND FREESTANDING AMBULATORY SURGERY CENTER (FASC) UTILIZATION AND CHARGE PROFILE OF OUTPATIENT SURGERY, 2002
 NUMBER OF CPT-4 AND ICD-9 PROCEDURES BY SELECTED AMBULATORY SURGERY REPORTING CATEGORY

419 Northern Utah Endoscopy Center

Reporting Category (ICD-9-CM CODES)	Procedures Performed		Procedures Performed-All FASCs	
	(#)	(%)	(#)	(%)
Reporting Category (ICD-9-CM CODES)	4,582	100.0	43,262	100.0
Mastectomy (85.0-85.99)	0	0.0	1,139	2.6
Musculoskeletal (76.0-84.99)	0	0.0	5,726	13.2
Respiratory (30.0-34.99)	0	0.0	141	0.3
Cardiovascular (35.0-39.99)	0	0.0	345	0.8
Lymphatic/Hemetic (40.0-41.99)	0	0.0	83	0.2
Digestive System (42.0-54.99)	4,572	99.8	5,568	12.9
Urinary (55.0-59.99)	0	0.0	225	0.5
Male Genital (60.0-64.99)	0	0.0	124	0.3
Female Genital (65.0-71.99)	0	0.0	1,231	2.8
Endocrine/Nervous (01.0-07.99)	0	0.0	2,392	5.5
Eye (08.0-16.99)	0	0.0	13,466	31.1
Ear (18.0-20.99)	0	0.0	2,664	6.2
Nose, Mouth, Pharynx (21.0-29.99)	0	0.0	7,201	16.6
Other*	10	0.2	2,957	6.8
Reporting Category (CPT-4 CODES)	4,585	100.0	120,225	100.0
Mastectomy (19120-19220)	0	0.0	354	0.3
Musculoskeletal (20000-29909)	0	0.0	19,586	16.3
Respiratory (30000-32999)	0	0.0	7,772	6.5
Cardiovascular (33010-37799 & 93501-93660)	0	0.0	993	0.8
Lymphatic/Hemetic (38100-38999)	0	0.0	158	0.1
Diaphragm (39501-39599)	0	0.0	0	0.0
Digestive System (40490-49999)	4,506	98.3	37,220	31.0
Urinary (50010-53899)	0	0.0	1,590	1.3
Male Genital (54000-55899)	0	0.0	592	0.5
Female Genital (56405-58999)	0	0.0	3,271	2.7
Endocrine/Nervous (60000-64999)	0	0.0	10,396	8.6
Eye (65091-68899)	0	0.0	16,971	14.1
Ear (69000-69979)	0	0.0	4,327	3.6
Other*	79	1.7	16,995	14.1

SOURCE: Utah Ambulatory Surgery Database

Utah Health Data Committee/Office of Health Care Statistics.

* Procedure falls outside reporting categories.

AMB ST 1-2

UTAH HOSPITAL AND FREESTANDING AMBULATORY SURGERY CENTER (FASC) UTILIZATION AND CHARGE PROFILE OF OUTPATIENT SURGERY, 2002
 MOST COMMONLY PERFORMED CPT-4 AND ICD-9 PROCEDURES

419 Northern Utah Endoscopy Center

ICD-9 CODE	ICD-9 DESCRIPTION	#	%	% ALL FASCs
All ICD-9 Procedures				
4516	ESOPHAGOGASTRODUODENOSCPY-CLO BX	1,133	24.7	2.71
4542	ENDO POLYPECTOMY LG INTESTINE	990	21.6	2.35
4292	DILAT ESOPH	924	20.2	2.19
4523	COLONOSCOPY	605	13.2	1.53
4525	CLO [ENDO] BX LG INTESTINE	499	10.9	1.18
4513	OTH ENDO SM INTESTINE	220	4.8	0.52
4341	ENDO EXC/DESTRUC LES/TISS STOMACH	95	2.1	0.23
4524	FLEX SIGMOIDOSCOPY	25	0.5	0.06
4543	ENDO DEST OTH LES/TISS LG INTEST	23	0.5	0.07
4422	ENDO DILAT PYLORUS	18	0.4	0.04
4225	OP BX ESOPH	13	0.3	0.03
4443	ENDO CNTRL GASTRIC/DUODENAL HEMORR	10	0.2	0.02
9751	REMOV GASTROSTOMY TUBE	5	0.1	0.01
4530	ENDO EXC/DESTRUC LES DUODENUM	4	0.1	0.01
4685	DILAT INTESTINE	4	0.1	0.01
4233	ENDO EXC/DESTRUC LES/TISS ESOPH	3	0.1	0.01
9623	DILAT ANAL SPHINCTER	2	0.0	0.00
4224	CLO [ENDO] BX ESOPH	1	0.0	0.00
4514	CLO [ENDO] BX SM INTESTINE	1	0.0	0.01
4528	OTH DX PROC LG INTESTINE	1	0.0	0.00

CPT-4 CODE	CPT-4 DESCRIPTION	#	%	% ALL FASCs
All CPT-4 Procedures				
43239	UGI ENDO; W/BX 1/MX	1,132	24.7	5.25
43450	DILAT ESOPH-SOUND/BOUGIE-1/MX PA	836	18.2	1.47
45385	COLONOSCOPY FLEX; W/REMV LES-SNA	774	16.9	1.94
45378	COLONOSCOPY FLEX; DX-SEP PROC	521	11.4	6.16
45380	COLONOSCOPY FLEX; W/BX 1/MX	472	10.3	2.65
43235	UGI ENDO; DX W/WO CLCT SPECMN-SP	219	4.8	1.58
45384	COLONOSCOPY FLEX; REMV LES-FORCE	206	4.5	0.63
43251	UGI ENDO; W/REMV TUMOR/LES-SNARE	98	2.1	0.12
43249	UGI ENDO; W/BALLOON DILAT ESOPHA	60	1.3	1.36
G0121	COLOREC CNCR SCR; COLNSCPY NO HI	54	1.2	0.07
45330	SIGMOIDOSCOPY FLEX; DX-SEP PROC	39	0.9	0.16
43248	UGI ENDO; W/INSRT GUIDE WIRE	28	0.6	0.18
45331	SIGMOIDOSCOPY FLXIBLE; W/BX 1/MX	28	0.6	0.08
G0105	COLOREC CANCR SCR; COLNSCPY HI R	24	0.5	0.03
43245	UP GI ENDO; W/DILAT GASTR OUTLT O	22	0.5	0.11
45382	COLNSCPY FLEX SPLENIC; CNTRL BLE	18	0.4	0.03
43255	UGI ENDO; W/CONTRL BLEED ANY MET	10	0.2	0.03
45338	SIGMOIDOSCOPY FLEX; REMV LES-SNA	10	0.2	0.02
43247	UGI ENDO; W/REMOVAL FB	6	0.1	0.04
43250	UGI ENDO; W/REMV TUMOR/POLYP/LES	4	0.1	0.03

SOURCE: Utah Ambulatory Surgery Database
 Utah Health Data Committee/Office of Health Care Statistics

AMB ST 1-3

UTAH HOSPITAL AND FREESTANDING AMBULATORY SURGERY CENTER (FASC) UTILIZATION AND CHARGE PROFILE OF OUTPATIENT SURGERY, 2002
 AVERAGE TOTAL CHARGES FOR MOST COMMONLY PERFORMED CPT-4 AND ICD-9 PROCEDURES, SINGLE ICD-9 OR CPT-4 ONLY

419 Northern Utah Endoscopy Center

ICD-9 CODE	ICD-9 DESCRIPTION	#	AVE TOT CHR	AVE TOT CHR(ALL FASCs)
ICD-9 Procedures		2,228	\$913	\$1,375
4542	ENDO POLYPECTOMY LG INTESTINE	673	\$977	\$972
4523	COLONOSCOPY	599	\$834	\$826
4516	ESOPHAGOGASTRODUODENOSCPY-CLO BX	410	\$974	\$973
4525	CLO [ENDO] BX LG INTESTINE	314	\$947	\$945
4513	OTH ENDO SM INTESTINE	86	\$816	\$817
4292	DILAT ESOPH	79	\$760	\$760
4524	FLEX SIGMOIDOSCOPY	24	\$560	\$560
4225	OP BX ESOPH	13	\$560	\$560
4543	ENDO DEST OTH LES/TISS LG INTEST	9	\$918	\$846
4341	ENDO EXC/DESTRUC LES/TISS STOMACH	5	\$1,015	\$997
4422	ENDO DILAT PYLORUS	5	\$974	\$974
4443	ENDO CNTRL GASTRIC/DUODENAL HEMORR	4	\$974	\$974
9751	REMOV GASTROSTOMY TUBE	3	\$974	\$974
4514	CLO [ENDO] BX SM INTESTINE	1	\$1,019	\$868
4530	ENDO EXC/DESTRUC LES DUODENUM	1	\$1,015	\$1,015
4824	CLO [ENDO] BX RECTUM	1	\$560	\$639
4836	[ENDO] POLYPECTOMY RECTUM	1	\$980	\$755

CPT-4 CODE	CPT-4 DESCRIPTION	#	AVE TOT CHR	AVE TOT CHR(ALL FASCs)
CPT-4 Procedures		2,228	\$913	\$1,364
45385	COLONOSCOPY FLEX; W/REMV LES-SNA	544	\$980	\$869
45378	COLONOSCOPY FLEX; DX-SEP PROC	519	\$838	\$784
43239	UGI ENDO; W/BX 1/MX	410	\$974	\$754
45380	COLONOSCOPY FLEX; W/BX 1/MX	291	\$980	\$867
45384	COLONOSCOPY FLEX; REMV LES-FORCE	121	\$980	\$866
43235	UGI ENDO; DX W/WO CLCT SPECMN-SP	86	\$816	\$628
G0121	COLOREC CNCR SCR;COLNSCPY NO HI	54	\$793	\$793
45330	SIGMOIDOSCOPY FLEX; DX-SEP PROC	38	\$560	\$401
43450	DILAT ESOPH-SOUND/BOUGIE-1/MX PA	37	\$523	\$590
43249	UGI ENDO; W/BALLOON DILAT ESOPHA	25	\$974	\$768
45331	SIGMOIDOSCOPY FLXIBLE; W/BX 1/MX	24	\$560	\$452
G0105	COLOREC CANCR SCR; COLNSCPY HI R	24	\$840	\$840
43248	UGI ENDO; W/INSRT GUIDE WIRE	16	\$974	\$733
45382	COLNSCPY FLEX SPLENIC; CNTRL BLE	7	\$980	\$992
45338	SIGMOIDOSCOPY FLEX; REMV LES-SNA	6	\$735	\$530
43245	UP GI ENDO;W/DILAT GASTR OUTLT O	5	\$974	\$740
43251	UGI ENDO; W/REMV TUMOR/LES-SNARE	5	\$1,015	\$824
43255	UGI ENDO; W/CONTRL BLEED ANY MET	4	\$974	\$801
43247	UGI ENDO; W/REMOVAL FB	3	\$974	\$795
45333	SIGMOIDOSCPY FLEX; W/REMV LES-CA	2	\$735	\$575

SOURCE: Utah Ambulatory Surgery Database
 Utah Health Data Committee/Office of Health Care Statistics

AMB ST 1-4

UTAH HOSPITAL AND FREESTANDING AMBULATORY SURGERY CENTER (FASC) UTILIZATION AND CHARGE PROFILE OF OUTPATIENT SURGERY, 2002
 PROCEDURE APG CATEGORY, PROCEDURE APG

419 Northern Utah Endoscopy Center

Procedure APG category	Procedure APG	TOTAL #	TOTAL # (ALL FASCs)
01	INTEGUMENTARY SYSTEM	1	3,253
	006 SIMPLE DEBRIDEMENT AND DESTRUCTION	1	121
06	DIGESTIVE SYSTEM	4,583	32,087
	112 ESOPHAGEAL DILATION WITHOUT ENDOSCOPY	836	1,774
	113 ANOSCOPY WITH BIOPSY AND DIAGNOSTIC PROCTOSIGMOIDOSCOPY	40	209
	114 PROCTOSIGMOIDOSCOPY WITH EXCISION OR BIOPSY	43	126
	115 DIAGNOSTIC UPPER GI ENDOSCOPY OR INTUBATION	1,356	8,270
	116 THERAPEUTIC UPPER GI ENDOSCOPY OR INTUBATION	232	2,348
	117 LOWER GASTROINTESTINAL ENDOSCOPY	2,074	15,324
	122 MISCELLANEOUS ABDOMINAL PROCEDURES	2	32

AMB ST 1-5

UTAH HOSPITAL AND FREESTANDING AMBULATORY SURGERY CENTER (FASC) UTILIZATION AND CHARGE PROFILE OF OUTPATIENT SURGERY, 2002
 PROCEDURE APG CATEGORY, PROCEDURE APG, SINGLE APG ONLY

419 Northern Utah Endoscopy Center

Procedure APG category		TOTAL #	AVE TOT CHRGR	AVE TOT CHRGR(ALL FASCs)
Procedure APG				
06 DIGESTIVE SYSTEM		2,228	\$913	\$895
112 ESOPHAGEAL DILATION WITHOUT ENDOSCOPY		37	\$523	\$590
113 ANOSCOPY WITH BIOPSY AND DIAGNOSTIC PROCTOSIGMOIDOSCOPY		38	\$560	\$417
114 PROCTOSIGMOIDOSCOPY WITH EXCISION OR BIOPSY		35	\$608	\$480
115 DIAGNOSTIC UPPER GI ENDOSCOPY OR INTUBATION		497	\$947	\$716
116 THERAPEUTIC UPPER GI ENDOSCOPY OR INTUBATION		60	\$974	\$761
117 LOWER GASTROINTESTINAL ENDOSCOPY		1,561	\$924	\$811

AMB ST 1-6

UTAH HOSPITAL AND FREESTANDING AMBULATORY SURGERY CENTER (FASC) UTILIZATION AND CHARGE PROFILE OF OUTPATIENT SURGERY, 2002
 NUMBER OF SELECTED AMBULATORY SURGERY PATIENT VISITS BY PATIENT PROFILE

419 Northern Utah Endoscopy Center

Patient Profile	Patient Visits		Patient Visits-All FASCs	
	(#)	(%)	(#)	(%)
GENDER				
Female	1,789	53.3	42,484	55.7
Male	1,514	45.1	33,648	44.1
Unknown	0	0.0	37	0.0
Not Reported	51	1.5	113	0.1
AGE				
1-28 days	0	0.0	6	0.0
29-365 days	0	0.0	622	0.8
1-4 years	1	0.0	4,267	5.6
5-9	0	0.0	2,080	2.7
10-14	3	0.1	1,307	1.7
15-17	17	0.5	1,479	1.9
18-19	25	0.7	1,235	1.6
20-24	131	3.9	3,822	5.0
25-29	106	3.2	3,391	4.4
30-34	112	3.3	3,502	4.6
35-39	137	4.1	3,888	5.1
40-44	198	5.9	4,700	6.2
45-49	268	8.0	5,313	7.0
50-54	420	12.5	6,201	8.1
55-59	348	10.4	5,578	7.3
60-64	363	10.8	5,200	6.8
65-69	383	11.4	5,944	7.8
70-74	334	10.0	6,087	8.0
75-79	253	7.5	5,830	7.6
80-84	159	4.7	3,838	5.0
85-89	69	2.1	1,529	2.0
90 +	27	0.8	442	0.6
Not Reported	0	0.0	27	0.0
SOURCE OF ADMISSION				
Physician Referral	3,354	100.0	40,797	53.5
Clinic Referral	0	0.0	908	1.2
HMO Referral	0	0.0	7	0.0
Other Hospital	0	0.0	0	0.0
Skilled Nursing Facility	0	0.0	0	0.0
Other Health Care Facility	0	0.0	0	0.0
Emergency Room	0	0.0	0	0.0
Court/Law Enforcement	0	0.0	0	0.0
Unknown	0	0.0	10,364	13.6
Not Reported	0	0.0	24,206	31.7

(Continued)

AMB ST 1-6

UTAH HOSPITAL AND FREESTANDING AMBULATORY SURGERY CENTER (FASC) UTILIZATION AND CHARGE PROFILE OF OUTPATIENT SURGERY, 2002
 NUMBER OF SELECTED AMBULATORY SURGERY PATIENT VISITS BY PATIENT PROFILE

419 Northern Utah Endoscopy Center

Patient Profile	Patient Visits		Patient Visits-All FASCs	
	(#)	(%)	(#)	(%)
DISCHARGE STATUS				
Home or Self Care	3,352	99.9	47,095	61.7
Another Hospital	2	0.1	48	0.1
Skilled Nursing Facility	0	0.0	1	0.0
Intermediate Care Facility	0	0.0	1	0.0
Another Type of Institution	0	0.0	0	0.0
Under Care of Home Service	0	0.0	0	0.0
Left Against Medical Advice	0	0.0	0	0.0
Under Care of Home IV Provider	0	0.0	0	0.0
Expired	0	0.0	0	0.0
Unknown	0	0.0	29,137	38.2
Not Reported	0	0.0	0	0.0
PRIMARY PAYER				
Medicare	1,240	37.0	22,504	29.5
Medicaid	78	2.3	3,997	5.2
Other government	16	0.5	1,076	1.4
Blue Cross/Blue Shield	927	27.6	13,587	17.8
Other Commercial	303	9.0	7,977	10.5
Managed Care(HMO, PPO)	744	22.2	23,119	30.3
Self Pay	0	0.0	1,608	2.1
Industrial & Worker Comp	0	0.0	1,739	2.3
Charity and Unclassified	2	0.1	30	0.0
Childrens Health Insurance	0	0.0	278	0.4
Unknown	0	0.0	65	0.1
Not Reported	44	1.3	302	0.4
LOCAL HEALTH DISTRICT OF PATIENT RESIDENCE				
Bear River	2,826	84.3	4,087	5.4
Central Utah	4	0.1	1,200	1.6
Davis County	6	0.2	9,018	11.8
Salt Lake County	16	0.5	27,192	35.6
Southeastern Utah	1	0.0	840	1.1
Southwest Utah	2	0.1	3,904	5.1
Summit County	2	0.1	1,267	1.7
Tooele County	1	0.0	1,117	1.5
Tri-County	0	0.0	402	0.5
Utah County	6	0.2	9,498	12.5
Wasatch County	0	0.0	443	0.6
Weber County	7	0.2	13,127	17.2
Unknown Utah	0	0.0	67	0.1
Outside Utah	483	14.4	3,913	5.1
Unknown, Not Reported	0	0.0	207	0.3

SOURCE: Utah Ambulatory Surgery Database,
 Utah Health Data Committee/Office of Health Care Statistics.

AMB ST 1-1

UTAH HOSPITAL AND FREESTANDING AMBULATORY SURGERY CENTER (FASC) UTILIZATION AND CHARGE PROFILE OF OUTPATIENT SURGERY, 2002
 NUMBER OF CPT-4 AND ICD-9 PROCEDURES BY SELECTED AMBULATORY SURGERY REPORTING CATEGORY

420 Ridgeline Endoscopy Center

		Procedures Performed		Procedures Performed-All FASCs	
		(#)	(%)	(#)	(%)
Reporting Category(ICD-9-CM CODES)					
Mastectomy	(85.0-85.99)	.	.	43,262	100.0
Musculoskeletal	(76.0-84.99)	.	.	1,139	2.6
Respiratory	(30.0-34.99)	.	.	5,726	13.2
Cardiovascular	(35.0-39.99)	.	.	141	0.3
Lymphatic/Hemetic	(40.0-41.99)	.	.	345	0.8
Digestive System	(42.0-54.99)	.	.	83	0.2
Urinary	(55.0-59.99)	.	.	5,568	12.9
Male Genital	(60.0-64.99)	.	.	225	0.5
Female Genital	(65.0-71.99)	.	.	124	0.3
Endocrine/Nervous	(01.0-07.99)	.	.	1,231	2.8
Eye	(08.0-16.99)	.	.	2,392	5.5
Ear	(18.0-20.99)	.	.	13,466	31.1
Nose, Mouth, Pharynx	(21.0-29.99)	.	.	2,664	6.2
Other*		.	.	7,201	16.6
				2,957	6.8
Reporting Category(CPT-4 CODES)					
Mastectomy	(19120-19220)	8,997	100.0	120,225	100.0
Musculoskeletal	(20000-29909)	0	0.0	354	0.3
Respiratory	(30000-32999)	0	0.0	19,586	16.3
Cardiovascular (33010-37799 & 93501-93660)		0	0.0	7,772	6.5
Lymphatic/Hemetic	(38100-38999)	0	0.0	993	0.8
Diaphragm	(39501-39599)	0	0.0	158	0.1
Digestive System	(40490-49999)	7,187	79.9	0	0.0
Urinary	(50010-53899)	0	0.0	37,220	31.0
Male Genital	(54000-55899)	0	0.0	1,590	1.3
Female Genital	(56405-58999)	0	0.0	592	0.5
Endocrine/Nervous	(60000-64999)	0	0.0	3,271	2.7
Eye	(65091-68899)	4	0.0	10,396	8.6
Ear	(69000-69979)	0	0.0	16,971	14.1
Other*		0	0.0	4,327	3.6
		1,806	20.1	16,995	14.1

SOURCE: Utah Ambulatory Surgery Database

Utah Health Data Committee/Office of Health Care Statistics.

* Procedure falls outside reporting categories.

AMB ST 1-2
 UTAH HOSPITAL AND FREESTANDING AMBULATORY SURGERY CENTER (FASC) UTILIZATION AND CHARGE PROFILE OF OUTPATIENT SURGERY, 2002
 MOST COMMONLY PERFORMED CPT-4 AND ICD-9 PROCEDURES

420 Ridgeline Endoscopy Center

ICD-9 CODE	ICD-9 DESCRIPTION	#	%	% ALL FASCs
------------	-------------------	---	---	-------------

All ICD-9 Procedures

Does not report ICDs

CPT-4 CODE	CPT-4 DESCRIPTION	#	%	% ALL FASCs
All CPT-4 Procedures				
43239	UGI ENDO; W/BX 1/MX	2,201	24.5	5.25
45378	COLONOSCOPY FLEX; DX-SEP PROC	1,968	21.9	6.16
87077	CULT BACT; AEROB-ADD-DEFIN ID-EA	1,198	13.3	1.00
45380	COLONOSCOPY FLEX; W/BX 1/MX	1,117	12.4	2.65
43249	UGI ENDO; W/BALLOON DILAT ESOPHA	957	10.6	1.36
88305	LEVEL IV - SURG PATH GROSS&MIC E	439	4.9	0.77
45385	COLONOSCOPY FLEX; W/REMV LES-SNA	353	3.9	1.94
45384	COLONOSOCPY FLEX; REMV LES-FORCE	254	2.8	0.63
88313	SPCL STAIN; GRP II ALL BUT IC/IP	67	0.7	0.06
43450	DILAT ESOPH-SOUND/BOUGIE-1/MX PA	51	0.6	1.47
47000	BIOPSY LIVER NEEDLE; PERCUTANEOU	50	0.6	0.04
76942	US GUID NDLE PLCMT IMAG SUPV&INT	49	0.5	0.04
45330	SIGMOIDOSCOPY FLEX; DX-SEP PROC	35	0.4	0.16
43235	UGI ENDO; DX W/WO CLCT SPECMN-SP	32	0.4	1.58
45331	SIGMOIDOSCOPY FLXIBLE; W/BX 1/MX	19	0.2	0.08
49081	PERITONEOCENTESIS; SUBSQT	18	0.2	0.01
43251	UGI ENDO; W/REMV TUMOR/LES-SNARE	17	0.2	0.12
43244	UGI ENDO; W/BAND LIG VARICES	16	0.2	0.02
43245	UP GI ENDO;W/DILAT GASTR OUTLT O	14	0.2	0.11
88307	LEVEL V- SURG PATH GROSS/MICRO E	13	0.1	0.02

SOURCE: Utah Ambulatory Surgery Database
 Utah Health Data Committee/Office of Health Care Statistics

AMB ST 1-3

UTAH HOSPITAL AND FREESTANDING AMBULATORY SURGERY CENTER (FASC) UTILIZATION AND CHARGE PROFILE OF OUTPATIENT SURGERY, 2002
 AVERAGE TOTAL CHARGES FOR MOST COMMONLY PERFORMED CPT-4 AND ICD-9 PROCEDURES, SINGLE ICD-9 OR CPT-4 ONLY

420 Ridgeline Endoscopy Center

ICD-9 CODE	ICD-9 DESCRIPTION	#	AVE TOT CHR	AVE TOT CHR(ALL FASCs)
------------	-------------------	---	-------------	-------------------------

ICD-9 Procedures

Does not report ICDS

CPT-4 CODE	CPT-4 DESCRIPTION	#	AVE TOT CHR	AVE TOT CHR(ALL FASCs)
CPT-4 Procedures		3,734	\$1,037	\$1,364
45378	COLONOSCOPY FLEX; DX-SEP PROC	1,926	\$1,041	\$784
45380	COLONOSCOPY FLEX; W/BX 1/MX	760	\$1,081	\$867
43239	UGI ENDO; W/BX 1/MX	513	\$972	\$754
45385	COLONOSCOPY FLEX; W/REMV LES-SNA	173	\$1,112	\$869
45384	COLONOSCOPY FLEX; REMV LES-FORCE	164	\$1,123	\$866
43249	UGI ENDO; W/BALLOON DILAT ESOPHA	55	\$1,050	\$768
45330	SIGMOIDOSCOPY FLEX; DX-SEP PROC	34	\$325	\$401
43235	UGI ENDO; DX W/VO CLCT SPECMN-SP	27	\$1,004	\$628
49081	PERITONEOCENTESIS; SUBSQ	17	\$814	\$814
45331	SIGMOIDOSCOPY FLXIBLE; W/BX 1/MX	15	\$350	\$452
45382	COLNSCPY FLEX SPLENIC; CNTRL BLE	8	\$1,050	\$992
43245	UP GI ENDO;W/DILAT GASTR OUTLT O	7	\$1,000	\$740
43244	UGI ENDO; W/BAND LIG VARICES	6	\$967	\$805
43246	UGI ENDO; W/PLCMT GASTROSTOMY TU	5	\$1,100	\$739
43247	UGI ENDO; W/REMOVAL FB	4	\$1,000	\$795
43255	UGI ENDO; W/CONTRL BLEED ANY MET	3	\$1,108	\$801
45383	COLONOSCOPY FLEX; W/ABLAT LES	3	\$1,183	\$732
49080	PERITONEOCENTESIS; INIT	3	\$800	\$713
44380	ILEOSCPY-STOMA; DX-SEP PROC	2	\$800	\$800
43220	ESOPHAGOSCOPY; W/BALLOON DILAT	1	\$2,000	\$826

SOURCE: Utah Ambulatory Surgery Database
 Utah Health Data Committee/Office of Health Care Statistics

AMB ST 1-4

UTAH HOSPITAL AND FREESTANDING AMBULATORY SURGERY CENTER (FASC) UTILIZATION AND CHARGE PROFILE OF OUTPATIENT SURGERY, 2002
 PROCEDURE APG CATEGORY, PROCEDURE APG

420 Ridgeline Endoscopy Center

Procedure APG category	Procedure APG	TOTAL #	TOTAL # (ALL FASCs)
01	INTEGUMENTARY SYSTEM	50	3,253
	002 SUPERFICIAL NEEDLE BIOPSY AND ASPIRATION	50	63
03	RESPIRATORY SYSTEM	21	3,574
	052 NEEDLE AND CATHETER BIOPSY, ASPIRATION, LAVAGE AND INTUBATION	21	22
06	DIGESTIVE SYSTEM	7,115	32,087
	112 ESOPHAGEAL DILATION WITHOUT ENDOSCOPY	51	1,774
	113 ANOSCOPY WITH BIOPSY AND DIAGNOSTIC PROCTOSIGMOIDOSCOPY	35	209
	114 PROCTOSIGMOIDOSCOPY WITH EXCISION OR BIOPSY	21	126
	115 DIAGNOSTIC UPPER GI ENDOSCOPY OR INTUBATION	2,234	8,270
	116 THERAPEUTIC UPPER GI ENDOSCOPY OR INTUBATION	1,050	2,348
	117 LOWER GASTROINTESTINAL ENDOSCOPY	3,711	15,324
	118 ERCP AND MISCELLANEOUS GI ENDOSCOPY PROCEDURES	11	25
	121 SIMPLE ANAL AND RECTAL PROCEDURES	2	58
10	NERVOUS SYSTEM	4	9,932
	195 NERVOUS SYSTEM INJECTIONS, STIMULATIONS OR CRANIAL TAP	4	7,518
13	THERAPUTIC AND OTHER RADIOLOGICAL PROCEDURES	1	675
	255 MISCELLANEOUS RADIOLOGICAL PROCEDURES WITH CONTRAST	1	77

AMB ST 1-5

UTAH HOSPITAL AND FREESTANDING AMBULATORY SURGERY CENTER (FASC) UTILIZATION AND CHARGE PROFILE OF OUTPATIENT SURGERY, 2002
 PROCEDURE APG CATEGORY, PROCEDURE APG, SINGLE APG ONLY

420 Ridgeline Endoscopy Center

Procedure APG category	Procedure APG	TOTAL #	AVE TOT CHRG	AVE TOT CHRG (ALL FASCs)
01	INTEGUMENTARY SYSTEM	1	\$4,010	\$1,167
	002 SUPERFICIAL NEEDLE BIOPSY AND ASPIRATION	1	\$4,010	\$4,010
03	RESPIRATORY SYSTEM	20	\$812	\$1,284
	052 NEEDLE AND CATHETER BIOPSY, ASPIRATION, LAVAGE AND INTUBATION	20	\$812	\$795
06	DIGESTIVE SYSTEM	3,712	\$1,037	\$895
	113 ANOSCOPY WITH BIOPSY AND DIAGNOSTIC PROCTOSIGMOIDOSCOPY	34	\$325	\$417
	114 PROCTOSIGMOIDOSCOPY WITH EXCISION OR BIOPSY	17	\$365	\$480
	115 DIAGNOSTIC UPPER GI ENDOSCOPY OR INTUBATION	540	\$973	\$716
	116 THERAPEUTIC UPPER GI ENDOSCOPY OR INTUBATION	82	\$1,053	\$761
	117 LOWER GASTROINTESTINAL ENDOSCOPY	3,037	\$1,060	\$811
	118 ERCP AND MISCELLANEOUS GI ENDOSCOPY PROCEDURES	2	\$1,750	\$1,588
13	THERAPUTIC AND OTHER RADIOLOGICAL PROCEDURES	1	\$1,000	\$2,218
	255 MISCELLANEOUS RADIOLOGICAL PROCEDURES WITH CONTRAST	1	\$1,000	\$1,000

AMB ST 1-6

UTAH HOSPITAL AND FREESTANDING AMBULATORY SURGERY CENTER (FASC) UTILIZATION AND CHARGE PROFILE OF OUTPATIENT SURGERY, 2002
 NUMBER OF SELECTED AMBULATORY SURGERY PATIENT VISITS BY PATIENT PROFILE

420 Ridgeline Endoscopy Center

Patient Profile	Patient Visits		Patient Visits-All FASCs	
	(#)	(%)	(#)	(%)
GENDER				
Female	3,274	55.1	42,484	55.7
Male	2,666	44.9	33,648	44.1
Unknown	0	0.0	37	0.0
Not Reported	0	0.0	113	0.1
AGE				
1-28 days	0	0.0	6	0.0
29-365 days	0	0.0	622	0.8
1-4 years	0	0.0	4,267	5.6
5-9	4	0.1	2,080	2.7
10-14	28	0.5	1,307	1.7
15-17	26	0.4	1,479	1.9
18-19	59	1.0	1,235	1.6
20-24	103	1.7	3,822	5.0
25-29	81	1.4	3,391	4.4
30-34	97	1.6	3,502	4.6
35-39	153	2.6	3,888	5.1
40-44	274	4.6	4,700	6.2
45-49	354	6.0	5,313	7.0
50-54	584	9.8	6,201	8.1
55-59	649	10.9	5,578	7.3
60-64	573	9.6	5,200	6.8
65-69	867	14.6	5,944	7.8
70-74	796	13.4	6,087	8.0
75-79	687	11.6	5,830	7.6
80-84	416	7.0	3,838	5.0
85-89	146	2.5	1,529	2.0
90 +	43	0.7	442	0.6
Not Reported	0	0.0	27	0.0
SOURCE OF ADMISSION				
Physician Referral	5,940	100.0	40,797	53.5
Clinic Referral	0	0.0	908	1.2
HMO Referral	0	0.0	7	0.0
Other Hospital	0	0.0	0	0.0
Skilled Nursing Facility	0	0.0	0	0.0
Other Health Care Facility	0	0.0	0	0.0
Emergency Room	0	0.0	0	0.0
Court/Law Enforcement	0	0.0	0	0.0
Unknown	0	0.0	10,364	13.6
Not Reported	0	0.0	24,206	31.7

(Continued)

AMB ST 1-6

UTAH HOSPITAL AND FREESTANDING AMBULATORY SURGERY CENTER (FASC) UTILIZATION AND CHARGE PROFILE OF OUTPATIENT SURGERY, 2002
 NUMBER OF SELECTED AMBULATORY SURGERY PATIENT VISITS BY PATIENT PROFILE

420 Ridgeline Endoscopy Center

Patient Profile	Patient Visits		Patient Visits-All FASCs	
	(#)	(%)	(#)	(%)
DISCHARGE STATUS				
Home or Self Care	5,940	100.0	47,095	61.7
Another Hospital	0	0.0	48	0.1
Skilled Nursing Facility	0	0.0	1	0.0
Intermediate Care Facility	0	0.0	1	0.0
Another Type of Institution	0	0.0	0	0.0
Under Care of Home Service	0	0.0	0	0.0
Left Against Medical Advice	0	0.0	0	0.0
Under Care of Home IV Provider	0	0.0	0	0.0
Expired	0	0.0	0	0.0
Unknown	0	0.0	29,137	38.2
Not Reported	0	0.0	0	0.0
PRIMARY PAYER				
Medicare	2,943	49.5	22,504	29.5
Medicaid	34	0.6	3,997	5.2
Other government	93	1.6	1,076	1.4
Blue Cross/Blue Shield	933	15.7	13,587	17.8
Other Commercial	1,149	19.3	7,977	10.5
Managed Care(HMO, PPO)	767	12.9	23,119	30.3
Self Pay	21	0.4	1,608	2.1
Industrial & Worker Comp	0	0.0	1,739	2.3
Charity and Unclassified	0	0.0	30	0.0
Childrens Health Insurance	0	0.0	278	0.4
Unknown	0	0.0	65	0.1
Not Reported	0	0.0	302	0.4
LOCAL HEALTH DISTRICT OF PATIENT RESIDENCE				
Bear River	311	5.2	4,087	5.4
Central Utah	3	0.1	1,200	1.6
Davis County	1,047	17.6	9,018	11.8
Salt Lake County	19	0.3	27,192	35.6
Southeastern Utah	3	0.1	840	1.1
Southwest Utah	7	0.1	3,904	5.1
Summit County	28	0.5	1,267	1.7
Tooele County	2	0.0	1,117	1.5
Tri-County	5	0.1	402	0.5
Utah County	3	0.1	9,498	12.5
Wasatch County	0	0.0	443	0.6
Weber County	4,357	73.4	13,127	17.2
Unknown Utah	1	0.0	67	0.1
Outside Utah	154	2.6	3,913	5.1
Unknown, Not Reported	0	0.0	207	0.3

SOURCE: Utah Ambulatory Surgery Database,
 Utah Health Data Committee/Office of Health Care Statistics.

AMB ST 1-1

UTAH HOSPITAL AND FREESTANDING AMBULATORY SURGERY CENTER (FASC) UTILIZATION AND CHARGE PROFILE OF OUTPATIENT SURGERY, 2002
 NUMBER OF CPT-4 AND ICD-9 PROCEDURES BY SELECTED AMBULATORY SURGERY REPORTING CATEGORY

406 Salt Lake Endoscopy Center

		Procedures Performed		Procedures Performed-All FASCs	
		(#)	(%)	(#)	(%)
Reporting Category(ICD-9-CM CODES)					
Mastectomy	(85.0-85.99)	.	.	43,262	100.0
Musculoskeletal	(76.0-84.99)	.	.	1,139	2.6
Respiratory	(30.0-34.99)	.	.	5,726	13.2
Cardiovascular	(35.0-39.99)	.	.	141	0.3
Lymphatic/Hemetic	(40.0-41.99)	.	.	345	0.8
Digestive System	(42.0-54.99)	.	.	83	0.2
Urinary	(55.0-59.99)	.	.	5,568	12.9
Male Genital	(60.0-64.99)	.	.	225	0.5
Female Genital	(65.0-71.99)	.	.	124	0.3
Endocrine/Nervous	(01.0-07.99)	.	.	1,231	2.8
Eye	(08.0-16.99)	.	.	2,392	5.5
Ear	(18.0-20.99)	.	.	13,466	31.1
Nose, Mouth, Pharynx	(21.0-29.99)	.	.	2,664	6.2
Other*		.	.	7,201	16.6
				2,957	6.8
Reporting Category(CPT-4 CODES)					
Mastectomy	(19120-19220)	5,072	100.0	120,225	100.0
Musculoskeletal	(20000-29909)	0	0.0	354	0.3
Respiratory	(30000-32999)	0	0.0	19,586	16.3
Cardiovascular (33010-37799 & 93501-93660)		0	0.0	7,772	6.5
Lymphatic/Hemetic	(38100-38999)	0	0.0	993	0.8
Diaphragm	(39501-39599)	0	0.0	158	0.1
Digestive System	(40490-49999)	4,991	98.4	0	0.0
Urinary	(50010-53899)	0	0.0	1,590	1.3
Male Genital	(54000-55899)	0	0.0	592	0.5
Female Genital	(56405-58999)	0	0.0	3,271	2.7
Endocrine/Nervous	(60000-64999)	0	0.0	10,396	8.6
Eye	(65091-68899)	0	0.0	16,971	14.1
Ear	(69000-69979)	0	0.0	4,327	3.6
Other*		81	1.6	16,995	14.1

SOURCE: Utah Ambulatory Surgery Database

Utah Health Data Committee/Office of Health Care Statistics.

* Procedure falls outside reporting categories.

AMB ST 1-2
 UTAH HOSPITAL AND FREESTANDING AMBULATORY SURGERY CENTER (FASC) UTILIZATION AND CHARGE PROFILE OF OUTPATIENT SURGERY, 2002
 MOST COMMONLY PERFORMED CPT-4 AND ICD-9 PROCEDURES

406 Salt Lake Endoscopy Center

ICD-9 CODE	ICD-9 DESCRIPTION	#	%	% ALL FASCs
------------	-------------------	---	---	-------------

All ICD-9 Procedures

Does not report ICDs

CPT-4 CODE	CPT-4 DESCRIPTION	#	%	% ALL FASCs
All CPT-4 Procedures		5,072	100.0	100.0
45378	COLONOSCOPY FLEX; DX-SEP PROC	1,313	25.9	6.16
43239	UGI ENDO; W/BX 1/MX	916	18.1	5.25
43450	DILAT ESOPH-SOUND/BOUGIE-1/MX PA	818	16.1	1.47
43235	UGI ENDO; DX W/WO CLCT SPECMN-SP	533	10.5	1.58
45380	COLONOSCOPY FLEX; W/BX 1/MX	430	8.5	2.65
45385	COLONOSCOPY FLEX; W/REMV LES-SNA	255	5.0	1.94
45383	COLONOSCOPY FLEX; W/ABLAT LES	212	4.2	1.20
45384	COLONOSCOPY FLEX; REMV LES-FORCE	185	3.6	0.63
43249	UGI ENDO; W/BALLOON DILAT ESOPHA	145	2.9	1.36
45330	SIGMOIDOSCOPY FLEX; DX-SEP PROC	62	1.2	0.16
91010	ESOPHAGEAL MOTILITY STUDY;	36	0.7	0.03
91033	ESOPH ACID REFLUX; PROLONG RECOR	30	0.6	0.02
43245	UP GI ENDO;W/DILAT GASTR OUTLT O	13	0.3	0.11
43247	UGI ENDO; W/REMOVAL FB	13	0.3	0.04
44376	SM INTEST ENDO W/ILEUM; DX-SEP P	12	0.2	0.02
45331	SIGMOIDOSCOPY FLXIBLE; W/BX 1/MX	12	0.2	0.08
46221	HEMORRHOIDECTOMY BY SIMPLE LIGAT	12	0.2	0.01
43760	CHANGE OF GASTROSTOMY TUBE	7	0.1	0.01
DEBIT	DEBIT	6	0.1	0.00
G0121	COLOREC CNCR SCR;COLNSCPY NO HI	6	0.1	0.07

SOURCE: Utah Ambulatory Surgery Database
 Utah Health Data Committee/Office of Health Care Statistics

AMB ST 1-3

UTAH HOSPITAL AND FREESTANDING AMBULATORY SURGERY CENTER (FASC) UTILIZATION AND CHARGE PROFILE OF OUTPATIENT SURGERY, 2002
 AVERAGE TOTAL CHARGES FOR MOST COMMONLY PERFORMED CPT-4 AND ICD-9 PROCEDURES, SINGLE ICD-9 OR CPT-4 ONLY

406 Salt Lake Endoscopy Center

ICD-9 CODE	ICD-9 DESCRIPTION	#	AVE TOT CHR	AVE TOT CHR(ALL FASCs)
------------	-------------------	---	-------------	-------------------------

ICD-9 Procedures

Does not report ICDS

CPT-4 CODE	CPT-4 DESCRIPTION	#	AVE TOT CHR	AVE TOT CHR(ALL FASCs)
CPT-4 Procedures		2,546	\$511	\$1,364
45378	COLONOSCOPY FLEX; DX-SEP PROC	868	\$496	\$784
43239	UGI ENDO; W/BX 1/MX	496	\$509	\$754
45380	COLONOSCOPY FLEX; W/BX 1/MX	349	\$545	\$867
45385	COLONOSCOPY FLEX; W/REMV LES-SNA	213	\$597	\$869
43235	UGI ENDO; DX W/NO CLCT SPECMN-SP	202	\$375	\$628
45384	COLONOSCOPY FLEX; REMV LES-FORCE	173	\$564	\$866
43249	UGI ENDO; W/BALLOON DILAT ESOPHA	103	\$613	\$768
45330	SIGMOIDOSCOPY FLEX; DX-SEP PROC	53	\$238	\$401
43245	UP GI ENDO;W/DILAT GASTR OUTLT O	13	\$679	\$740
44376	SM INTEST ENDO W/ILEUM; DX-SEP P	12	\$1,500	\$1,538
45331	SIGMOIDOSCOPY FLXIBLE; W/BX 1/MX	12	\$337	\$452
46221	HEMORRHOIDECTOMY BY SIMPLE LIGAT	12	\$216	\$288
43246	UGI ENDO; W/PLCMT GASTROSTOMY TU	5	\$467	\$739
43255	UGI ENDO; W/CONTRL BLEED ANY MET	5	\$551	\$801
43247	UGI ENDO; W/REMOVAL FB	4	\$504	\$795
43760	CHANGE OF GASTROSTOMY TUBE	4	\$312	\$395
45338	SIGMOIDOSCOPY FLEX; REMV LES-SNA	3	\$370	\$530
43220	ESOPHAGOSCOPY; W/BALLOON DILAT	2	\$360	\$826
43244	UGI ENDO; W/BAND LIG VARICES	2	\$400	\$805
43450	DILAT ESOPH-SOUND/BOUGIE-1/MX PA	2	\$324	\$590

SOURCE: Utah Ambulatory Surgery Database
 Utah Health Data Committee/Office of Health Care Statistics

AMB ST 1-4

UTAH HOSPITAL AND FREESTANDING AMBULATORY SURGERY CENTER (FASC) UTILIZATION AND CHARGE PROFILE OF OUTPATIENT SURGERY, 2002
 PROCEDURE APG CATEGORY, PROCEDURE APG

406 Salt Lake Endoscopy Center

Procedure APG category	Procedure APG	TOTAL #	TOTAL # (ALL FASCs)
03	RESPIRATORY SYSTEM	1	3,574
	052 NEEDLE AND CATHETER BIOPSY, ASPIRATION, LAVAGE AND INTUBATION	1	22
06	DIGESTIVE SYSTEM	5,058	32,087
	111 ALIMENTARY TESTS AND SIMPLE TUBE PLACEMENT	66	69
	112 ESOPHAGEAL DILATION WITHOUT ENDOSCOPY	821	1,774
	113 ANOSCOPY WITH BIOPSY AND DIAGNOSTIC PROCTOSIGMOIDOSCOPY	63	209
	114 PROCTOSIGMOIDOSCOPY WITH EXCISION OR BIOPSY	16	126
	115 DIAGNOSTIC UPPER GI ENDOSCOPY OR INTUBATION	1,455	8,270
	116 THERAPEUTIC UPPER GI ENDOSCOPY OR INTUBATION	194	2,348
	117 LOWER GASTROINTESTINAL ENDOSCOPY	2,412	15,324
	118 ERCP AND MISCELLANEOUS GI ENDOSCOPY PROCEDURES	12	25
	121 SIMPLE ANAL AND RECTAL PROCEDURES	18	58
	122 MISCELLANEOUS ABDOMINAL PROCEDURES	1	32

AMB ST 1-5

UTAH HOSPITAL AND FREESTANDING AMBULATORY SURGERY CENTER (FASC) UTILIZATION AND CHARGE PROFILE OF OUTPATIENT SURGERY, 2002
 PROCEDURE APG CATEGORY, PROCEDURE APG, SINGLE APG ONLY

406 Salt Lake Endoscopy Center

Procedure APG category	Procedure APG	TOTAL #	AVE TOT CHRG	AVE TOT CHRG (ALL FASCs)
03	RESPIRATORY SYSTEM	1	\$450	\$1,284
	052 NEEDLE AND CATHETER BIOPSY, ASPIRATION, LAVAGE AND INTUBATION	1	\$450	\$795
06	DIGESTIVE SYSTEM	2,541	\$511	\$895
	112 ESOPHAGEAL DILATION WITHOUT ENDOSCOPY	2	\$324	\$590
	113 ANOSCOPY WITH BIOPSY AND DIAGNOSTIC PROCTOSIGMOIDOSCOPY	54	\$240	\$417
	114 PROCTOSIGMOIDOSCOPY WITH EXCISION OR BIOPSY	16	\$351	\$480
	115 DIAGNOSTIC UPPER GI ENDOSCOPY OR INTUBATION	698	\$470	\$716
	116 THERAPEUTIC UPPER GI ENDOSCOPY OR INTUBATION	137	\$591	\$761
	117 LOWER GASTROINTESTINAL ENDOSCOPY	1,609	\$527	\$811
	118 ERCP AND MISCELLANEOUS GI ENDOSCOPY PROCEDURES	12	\$1,500	\$1,588
	121 SIMPLE ANAL AND RECTAL PROCEDURES	12	\$216	\$708
	122 MISCELLANEOUS ABDOMINAL PROCEDURES	1	\$450	\$895

AMB ST 1-6

UTAH HOSPITAL AND FREESTANDING AMBULATORY SURGERY CENTER (FASC) UTILIZATION AND CHARGE PROFILE OF OUTPATIENT SURGERY, 2002
 NUMBER OF SELECTED AMBULATORY SURGERY PATIENT VISITS BY PATIENT PROFILE

406 Salt Lake Endoscopy Center

Patient Profile	Patient Visits		Patient Visits-All FASCs	
	(#)	(%)	(#)	(%)
GENDER				
Female	1,638	51.5	42,484	55.7
Male	1,539	48.4	33,648	44.1
Unknown	0	0.0	37	0.0
Not Reported	2	0.1	113	0.1
AGE				
1-28 days	5	0.2	6	0.0
29-365 days	0	0.0	622	0.8
1-4 years	1	0.0	4,267	5.6
5-9	0	0.0	2,080	2.7
10-14	3	0.1	1,307	1.7
15-17	4	0.1	1,479	1.9
18-19	25	0.8	1,235	1.6
20-24	85	2.7	3,822	5.0
25-29	110	3.5	3,391	4.4
30-34	138	4.3	3,502	4.6
35-39	157	4.9	3,888	5.1
40-44	211	6.6	4,700	6.2
45-49	301	9.5	5,313	7.0
50-54	431	13.6	6,201	8.1
55-59	374	11.8	5,578	7.3
60-64	330	10.4	5,200	6.8
65-69	271	8.5	5,944	7.8
70-74	266	8.4	6,087	8.0
75-79	231	7.3	5,830	7.6
80-84	166	5.2	3,838	5.0
85-89	58	1.8	1,529	2.0
90 +	12	0.4	442	0.6
Not Reported	5	0.2	27	0.0
SOURCE OF ADMISSION				
Physician Referral	3,166	99.6	40,797	53.5
Clinic Referral	0	0.0	908	1.2
HMO Referral	0	0.0	7	0.0
Other Hospital	0	0.0	0	0.0
Skilled Nursing Facility	0	0.0	0	0.0
Other Health Care Facility	0	0.0	0	0.0
Emergency Room	0	0.0	0	0.0
Court/Law Enforcement	0	0.0	0	0.0
Unknown	13	0.4	10,364	13.6
Not Reported	0	0.0	24,206	31.7

(Continued)

AMB ST 1-6

UTAH HOSPITAL AND FREESTANDING AMBULATORY SURGERY CENTER (FASC) UTILIZATION AND CHARGE PROFILE OF OUTPATIENT SURGERY, 2002
 NUMBER OF SELECTED AMBULATORY SURGERY PATIENT VISITS BY PATIENT PROFILE

406 Salt Lake Endoscopy Center

Patient Profile	Patient Visits		Patient Visits-All FASCs	
	(#)	(%)	(#)	(%)
DISCHARGE STATUS				
Home or Self Care	0	0.0	47,095	61.7
Another Hospital	0	0.0	48	0.1
Skilled Nursing Facility	0	0.0	1	0.0
Intermediate Care Facility	0	0.0	1	0.0
Another Type of Institution	0	0.0	0	0.0
Under Care of Home Service	0	0.0	0	0.0
Left Against Medical Advice	0	0.0	0	0.0
Under Care of Home IV Provider	0	0.0	0	0.0
Expired	0	0.0	0	0.0
Unknown	3,179	100.0	29,137	38.2
Not Reported	0	0.0	0	0.0
PRIMARY PAYER				
Medicare	1,029	32.4	22,504	29.5
Medicaid	106	3.3	3,997	5.2
Other government	8	0.3	1,076	1.4
Blue Cross/Blue Shield	738	23.2	13,587	17.8
Other Commercial	192	6.0	7,977	10.5
Managed Care(HMO, PPO)	1,033	32.5	23,119	30.3
Self Pay	0	0.0	1,608	2.1
Industrial & Worker Comp	4	0.1	1,739	2.3
Charity and Unclassified	0	0.0	30	0.0
Childrens Health Insurance	4	0.1	278	0.4
Unknown	0	0.0	65	0.1
Not Reported	65	2.0	302	0.4
LOCAL HEALTH DISTRICT OF PATIENT RESIDENCE				
Bear River	3	0.1	4,087	5.4
Central Utah	7	0.2	1,200	1.6
Davis County	180	5.7	9,018	11.8
Salt Lake County	2,512	79.0	27,192	35.6
Southeastern Utah	19	0.6	840	1.1
Southwest Utah	7	0.2	3,904	5.1
Summit County	165	5.2	1,267	1.7
Tooele County	81	2.5	1,117	1.5
Tri-County	13	0.4	402	0.5
Utah County	29	0.9	9,498	12.5
Wasatch County	14	0.4	443	0.6
Weber County	15	0.5	13,127	17.2
Unknown Utah	2	0.1	67	0.1
Outside Utah	131	4.1	3,913	5.1
Unknown, Not Reported	1	0.0	207	0.3

SOURCE: Utah Ambulatory Surgery Database,
 Utah Health Data Committee/Office of Health Care Statistics.

AMB ST 1-1

UTAH HOSPITAL AND FREESTANDING AMBULATORY SURGERY CENTER (FASC) UTILIZATION AND CHARGE PROFILE OF OUTPATIENT SURGERY, 2002
 NUMBER OF CPT-4 AND ICD-9 PROCEDURES BY SELECTED AMBULATORY SURGERY REPORTING CATEGORY

417 South Towne Surgical Center

		Procedures Performed		Procedures Performed-All FASCs	
		(#)	(%)	(#)	(%)
Reporting Category(ICD-9-CM CODES)					
Mastectomy	(85.0-85.99)	.	.	43,262	100.0
Musculoskeletal	(76.0-84.99)	.	.	1,139	2.6
Respiratory	(30.0-34.99)	.	.	5,726	13.2
Cardiovascular	(35.0-39.99)	.	.	141	0.3
Lymphatic/Hemetic	(40.0-41.99)	.	.	345	0.8
Digestive System	(42.0-54.99)	.	.	83	0.2
Urinary	(55.0-59.99)	.	.	5,568	12.9
Male Genital	(60.0-64.99)	.	.	225	0.5
Female Genital	(65.0-71.99)	.	.	124	0.3
Endocrine/Nervous	(01.0-07.99)	.	.	1,231	2.8
Eye	(08.0-16.99)	.	.	2,392	5.5
Ear	(18.0-20.99)	.	.	13,466	31.1
Nose, Mouth, Pharynx	(21.0-29.99)	.	.	2,664	6.2
Other*		.	.	7,201	16.6
				2,957	6.8
Reporting Category(CPT-4 CODES)					
Mastectomy	(19120-19220)	5,219	100.0	120,225	100.0
Musculoskeletal	(20000-29909)	0	0.0	354	0.3
Respiratory	(30000-32999)	1,167	22.4	19,586	16.3
Cardiovascular (33010-37799 & 93501-93660)		36	0.7	7,772	6.5
Lymphatic/Hemetic	(38100-38999)	517	9.9	993	0.8
Diaphragm	(39501-39599)	8	0.2	158	0.1
Digestive System	(40490-49999)	0	0.0	0	0.0
Urinary	(50010-53899)	1,413	27.1	37,220	31.0
Male Genital	(54000-55899)	107	2.1	1,590	1.3
Female Genital	(56405-58999)	49	0.9	592	0.5
Endocrine/Nervous	(60000-64999)	234	4.5	3,271	2.7
Eye	(65091-68899)	507	9.7	10,396	8.6
Ear	(69000-69979)	0	0.0	16,971	14.1
Other*		305	5.8	4,327	3.6
		876	16.8	16,995	14.1

SOURCE: Utah Ambulatory Surgery Database

Utah Health Data Committee/Office of Health Care Statistics.

* Procedure falls outside reporting categories.

AMB ST 1-2

UTAH HOSPITAL AND FREESTANDING AMBULATORY SURGERY CENTER (FASC) UTILIZATION AND CHARGE PROFILE OF OUTPATIENT SURGERY, 2002
 MOST COMMONLY PERFORMED CPT-4 AND ICD-9 PROCEDURES

417 South Towne Surgical Center

ICD-9 CODE	ICD-9 DESCRIPTION	#	%	% ALL FASCs
------------	-------------------	---	---	-------------

All ICD-9 Procedures

Does not report ICDs

CPT-4 CODE	CPT-4 DESCRIPTION	#	%	% ALL FASCs
All CPT-4 Procedures		5,219	100.0	100.0
99070	SPL/MATL PROV-PHYS NOT USUL W/VI	460	8.8	3.15
69436	TYMPANOSTOMY GENERAL ANESTHESIA	291	5.6	2.80
43239	UGI ENDO; W/BX 1/MX	229	4.4	5.25
45378	COLONOSCOPY FLEX; DX-SEP PROC	224	4.3	6.16
37785	LIG &/ EXC RECURRENT VARICOSE	162	3.1	0.15
36011	SEL CATH PLCMT VENOUS; 1ST ORDER	161	3.1	0.13
37204	TRANSCATH OCCLUD PERQ NON CNS	161	3.1	0.13
76005	FLURO GUID NEEDLE-SPINE INJ PRO	137	2.6	1.48
45380	COLONOSCOPY FLEX; W/BX 1/MX	131	2.5	2.65
58660	LAPAROSCOPY SURGICAL; W/LYSIS AD	127	2.4	0.27
28296	HALLUX VALGUS; W/METATARSAL OSTE	117	2.2	0.52
41899	UNLIST PROC DENTOALVEOL STRUCTUR	116	2.2	2.01
62290	INJ PROC DISKOGRAPHY EA LEVL; LU	112	2.1	0.34
29881	SCOPE KNEE SURG;W/MENISCECT MED/	109	2.1	1.38
49505	REPR INIT ING HERNIA 5YR/MORE; R	109	2.1	0.55
29877	SCOPE KNEE SURG; DEBRID/SHAVE CA	84	1.6	1.09
76499	UNLISTED DX RADIOGRAPHIC PROC	76	1.5	0.18
20680	REMOVAL OF IMPLANT; DEEP	71	1.4	0.67
43235	UGI ENDO; DX W/VO CLCT SPECMN-SP	71	1.4	1.58
62311	INJ 1 NOT NEUROLYTIC-EPID; LUMB/	60	1.1	1.76

SOURCE: Utah Ambulatory Surgery Database
 Utah Health Data Committee/Office of Health Care Statistics

AMB ST 1-3

UTAH HOSPITAL AND FREESTANDING AMBULATORY SURGERY CENTER (FASC) UTILIZATION AND CHARGE PROFILE OF OUTPATIENT SURGERY, 2002
 AVERAGE TOTAL CHARGES FOR MOST COMMONLY PERFORMED CPT-4 AND ICD-9 PROCEDURES, SINGLE ICD-9 OR CPT-4 ONLY

417 South Towne Surgical Center

ICD-9 CODE	ICD-9 DESCRIPTION	#	AVE TOT CHRG	AVE TOT CHRG (ALL FASCs)
------------	-------------------	---	--------------	---------------------------

ICD-9 Procedures

Does not report ICDS

CPT-4 CODE	CPT-4 DESCRIPTION	#	AVE TOT CHRG	AVE TOT CHRG (ALL FASCs)
CPT-4 Procedures		1,802	\$1,541	\$1,364
45378	COLONOSCOPY FLEX; DX-SEP PROC	183	\$677	\$784
43239	UGI ENDO; W/BX 1/MX	158	\$723	\$754
41899	UNLIST PROC DENTOALVEOL STRUCTUR	116	\$1,547	\$1,526
58660	LAPAROSCOPY SURGICAL; W/LYSIS AD	102	\$1,729	\$1,675
45380	COLONOSCOPY FLEX; W/BX 1/MX	93	\$767	\$867
49505	REPR INIT ING HERNIA 5YR/MORE; R	82	\$1,712	\$1,379
29881	SCOPE KNEE SURG;W/MENISCECT MED/	59	\$3,087	\$2,169
43235	UGI ENDO; DX W/VO CLCT SPECMN-SP	50	\$603	\$628
42820	T&A; UNDER AGE 12	49	\$1,535	\$1,110
28296	HALLUX VALGUS; W/METATARSAL OSTE	44	\$1,168	\$1,543
45385	COLONOSCOPY FLEX; W/REMV LES-SNA	43	\$833	\$869
49585	REPR UMBIL HERNIA 5YR/OVER; R DUC	36	\$1,643	\$1,285
47562	LAPAROSCOPY SURGICAL; CHOLECT	33	\$3,520	\$3,753
20680	REMOVAL OF IMPLANT; DEEP	32	\$1,514	\$1,160
29877	SCOPE KNEE SURG; DEBRID/SHAVE CA	28	\$3,078	\$2,223
64721	NEUROPLASTY; MEDIAN @ CARPAL TUN	27	\$1,864	\$1,074
49650	LAPAROSCPY SURG; REPR INIT ING HE	26	\$1,873	\$2,381
42826	TONSILLECTOMY PRIM/SEC; AGE 12/O	25	\$1,535	\$1,102
45384	COLONOSCPY FLEX; REMV LES-FORCE	23	\$840	\$866
62287	ASPIR/DECOMPRESS-NUC PULPOS-LUMB	22	\$2,909	\$2,787

SOURCE: Utah Ambulatory Surgery Database
 Utah Health Data Committee/Office of Health Care Statistics

AMB ST 1-4

UTAH HOSPITAL AND FREESTANDING AMBULATORY SURGERY CENTER (FASC) UTILIZATION AND CHARGE PROFILE OF OUTPATIENT SURGERY, 2002
 PROCEDURE APG CATEGORY, PROCEDURE APG

417 South Towne Surgical Center

Procedure APG category	Procedure APG	TOTAL #	TOTAL # (ALL FASCs)
01	INTEGUMENTARY SYSTEM	58	3,253
	002 SUPERFICIAL NEEDLE BIOPSY AND ASPIRATION	3	63
	003 COMPLEX INCISION AND DRAINAGE	2	32
	006 SIMPLE DEBRIDEMENT AND DESTRUCTION	5	121
	007 COMPLEX EXCISION, BIOPSY AND DEBRIDEMENT	20	650
	008 SIMPLE EXCISION AND BIOPSY	23	639
	010 SIMPLE SKIN REPAIR	4	94
	012 BREAST RECONSTRUCTION AND MASTECTOMY	1	371
02	MUSCULOSKELETAL SYSTEM	1,086	18,176
	021 COMPLEX MUSCULOSKELETAL PROCEDURES EXCLUDING HAND AND FOOT	127	1,983
	022 SIMPLE MUSCULOSKELETAL PROCEDURES EXCLUDING HAND AND FOOT	24	525
	023 COMPLEX HAND AND FOOT MUSCULOSKELETAL PROCEDURES	29	736
	024 SIMPLE HAND AND FOOT MUSCULOSKELETAL PROCEDURES	287	4,888
	025 ARTHROSCOPY	401	7,037
	028 CLOSED TREATMENT FX & DISLOCATION OF FINGER, TOE & TRUNK	1	9
	029 CLOSED TREATMENT FX & DISLOCATION EXC FINGER, TOE & TRUNK	5	108
	030 OPEN OR PERCUTANEOUS TREATMENT OF FRACTURES	52	747
	031 BONE OR JOINT MANIPULATION UNDER ANESTHESIA	8	129
	032 BUNION PROCEDURES	143	1,163
	033 ARTHROPLASTY	4	142
	034 HAND AND FOOT TENOTOMY	2	60
	035 ARTHROCENTESIS AND LIGAMENT OR TENDON INJECTION	3	645
03	RESPIRATORY SYSTEM	3	3,574
	053 COMPLEX ENDOSCOPY OF THE UPPER AIRWAY	3	3,517
04	CARDIOVASCULAR SYSTEM	400	836
	077 ANGIOPLASTY AND TRANSCATHETER PROCEDURES	210	509
	080 MINOR VASCULAR REPAIR AND FISTULA CONSTRUCTION	1	21
	081 SECONDARY VARICOSE VEINS AND VASCULAR INJECTION	163	196
	082 VASCULAR LIGATION	26	95
05	HEMATOLOGIC, LYMPHATIC, AND ENDOCRINE	10	181
	095 DEEP LYMPH STRUCTURE AND THYROID PROCEDURES	10	181
06	DIGESTIVE SYSTEM	1,292	32,087
	113 ANOSCOPY WITH BIOPSY AND DIAGNOSTIC PROCTOSIGMOIDOSCOPY	4	209
	115 DIAGNOSTIC UPPER GI ENDOSCOPY OR INTUBATION	302	8,270
	116 THERAPEUTIC UPPER GI ENDOSCOPY OR INTUBATION	46	2,348
	117 LOWER GASTROINTESTINAL ENDOSCOPY	448	15,324
	119 HERNIA AND HYDROCELE PROCEDURES	202	1,240
	120 COMPLEX ANAL AND RECTAL PROCEDURES	12	259
	121 SIMPLE ANAL AND RECTAL PROCEDURES	4	58
	123 COMPLEX LAPAROSCOPIC PROCEDURES	274	2,343
07	URINARY SYSTEM	90	1,533
	131 RENAL EXTRACORPOREAL SHOCK WAVE LITHOTRIPSY	24	698
	133 URINARY CATHETERIZATION AND DILATATION	1	18
	134 COMPLEX CYSTOURETHROSCOPY AND LITHOLAPAXY	28	306
	135 MODERATE CYSTOURETHROSCOPY	32	380
	136 SIMPLE CYSTOURETHROSCOPY	4	105

AMB ST 1-4

UTAH HOSPITAL AND FREESTANDING AMBULATORY SURGERY CENTER (FASC) UTILIZATION AND CHARGE PROFILE OF OUTPATIENT SURGERY, 2002
 PROCEDURE APG CATEGORY, PROCEDURE APG

417 South Towne Surgical Center

procedure APG category	procedure APG	TOTAL #	TOTAL # (ALL FASCs)
	137 COMPLEX URETHRAL PROCEDURES	1	15
08	MALE GENITAL SYSTEM	59	529
	151 TESTICULAR AND EPIDIDYMAL PROCEDURES	30	343
	154 SIMPLE PENILE PROCEDURES	13	147
	155 PROSTATE NEEDLE AND PUNCH BIOPSY	16	24
09	FEMALE GENITAL SYSTEM	65	1,720
	177 SIMPLE FEMALE REPRODUCTIVE PROCEDURES	24	465
	178 DILATION AND CURETTAGE	21	216
	179 HYSTEROSCOPY	20	741
10	NERVOUS SYSTEM	387	9,932
	195 NERVOUS SYSTEM INJECTIONS, STIMULATIONS OR CRANIAL TAP	283	7,518
	198 NERVE REPAIR AND DESTRUCTION	104	2,250
12	FACIAL, EAR, NOSE, MOUTH AND THROAT	610	15,405
	233 NASAL CAUTERIZATION AND PACKING	1	72
	234 COMPLEX FACIAL AND ENT PROCEDURES	22	2,878
	235 SIMPLE FACIAL AND ENT PROCEDURES	446	8,573
	236 TONSIL AND ADENOID PROCEDURES	141	3,882
13	THERAPUTIC AND OTHER RADIOLOGICAL PROCEDURES	282	675
	253 VASCULAR RADIOLOGY EXCEPT FOR VENOGRAPHY OF EXTREMITY	161	161
	254 MYELOGRAPHY	118	437
	255 MISCELLANEOUS RADIOLOGICAL PROCEDURES WITH CONTRAST	3	77

AMB ST 1-5

UTAH HOSPITAL AND FREESTANDING AMBULATORY SURGERY CENTER (FASC) UTILIZATION AND CHARGE PROFILE OF OUTPATIENT SURGERY, 2002
 PROCEDURE APG CATEGORY, PROCEDURE APG, SINGLE APG ONLY

417 South Towne Surgical Center

Procedure APG category	Procedure APG	TOTAL #	AVE TOT CHRGR	AVE TOT CHRGR(ALL FASCs)
01	INTEGUMENTARY SYSTEM	24	\$1,286	\$1,167
	003 COMPLEX INCISION AND DRAINAGE	2	\$1,354	\$957
	006 SIMPLE DEBRIDEMENT AND DESTRUCTION	1	\$958	\$1,072
	007 COMPLEX EXCISION, BIOPSY AND DEBRIDEMENT	8	\$1,370	\$1,167
	008 SIMPLE EXCISION AND BIOPSY	13	\$1,250	\$1,096
02	MUSCULOSKELETAL SYSTEM	340	\$2,223	\$1,770
	021 COMPLEX MUSCULOSKELETAL PROCEDURES EXCLUDING HAND AND FOOT	15	\$2,171	\$1,995
	022 SIMPLE MUSCULOSKELETAL PROCEDURES EXCLUDING HAND AND FOOT	9	\$1,752	\$1,331
	023 COMPLEX HAND AND FOOT MUSCULOSKELETAL PROCEDURES	6	\$1,985	\$1,805
	024 SIMPLE HAND AND FOOT MUSCULOSKELETAL PROCEDURES	105	\$1,670	\$1,276
	025 ARTHROSCOPY	135	\$3,099	\$2,340
	028 CLOSED TREATMENT FX & DISLOCATION OF FINGER, TOE & TRUNK	1	\$1,984	\$1,488
	030 OPEN OR PERCUTANEOUS TREATMENT OF FRACTURES	12	\$2,350	\$1,720
	031 BONE OR JOINT MANIPULATION UNDER ANESTHESIA	6	\$1,377	\$880
	032 BUNION PROCEDURES	50	\$1,227	\$1,532
	033 ARTHROPLASTY	1	\$1,922	\$1,989
03	RESPIRATORY SYSTEM	1	\$1,426	\$1,284
	053 COMPLEX ENDOSCOPY OF THE UPPER AIRWAY	1	\$1,426	\$1,351
04	CARDIOVASCULAR SYSTEM	12	\$1,682	\$1,526
	080 MINOR VASCULAR REPAIR AND FISTULA CONSTRUCTION	1	\$2,100	\$1,531
	081 SECONDARY VARICOSE VEINS AND VASCULAR INJECTION	5	\$1,645	\$1,491
	082 VASCULAR LIGATION	6	\$1,645	\$1,638
05	HEMATOLOGIC, LYMPHATIC, AND ENDOCRINE	8	\$1,634	\$1,099
	095 DEEP LYMPH STRUCTURE AND THYROID PROCEDURES	8	\$1,634	\$1,099
06	DIGESTIVE SYSTEM	962	\$1,171	\$895
	113 ANOSCOPY WITH BIOPSY AND DIAGNOSTIC PROCTOSIGMOIDOSCOPY	1	\$345	\$417
	115 DIAGNOSTIC UPPER GI ENDOSCOPY OR INTUBATION	210	\$699	\$716
	116 THERAPEUTIC UPPER GI ENDOSCOPY OR INTUBATION	37	\$737	\$761
	117 LOWER GASTROINTESTINAL ENDOSCOPY	350	\$738	\$811
	119 HERNIA AND HYDROCELE PROCEDURES	144	\$1,703	\$1,342
	120 COMPLEX ANAL AND RECTAL PROCEDURES	10	\$1,731	\$933
	121 SIMPLE ANAL AND RECTAL PROCEDURES	3	\$1,269	\$708
	123 COMPLEX LAPAROSCOPIC PROCEDURES	207	\$2,065	\$2,238
07	URINARY SYSTEM	65	\$2,402	\$1,406
	131 RENAL EXTRACORPOREAL SHOCK WAVE LITHOTRIPSY	19	\$4,999	\$1,514
	134 COMPLEX CYSTOURETHROSCOPY AND LITHOLAPAXY	19	\$1,704	\$1,432
	135 MODERATE CYSTOURETHROSCOPY	24	\$1,071	\$1,174
	136 SIMPLE CYSTOURETHROSCOPY	2	\$820	\$856
	137 COMPLEX URETHRAL PROCEDURES	1	\$1,400	\$1,137
08	MALE GENITAL SYSTEM	33	\$2,360	\$1,616
	151 TESTICULAR AND EPIDIDYMAL PROCEDURES	12	\$1,626	\$1,776
	154 SIMPLE PENILE PROCEDURES	10	\$1,144	\$1,096
	155 PROSTATE NEEDLE AND PUNCH BIOPSY	11	\$4,266	\$4,384
09	FEMALE GENITAL SYSTEM	35	\$1,759	\$1,256
	177 SIMPLE FEMALE REPRODUCTIVE PROCEDURES	11	\$1,490	\$1,070
	178 DILATION AND CURETTAGE	15	\$1,227	\$975

AMB ST 1-5

UTAH HOSPITAL AND FREESTANDING AMBULATORY SURGERY CENTER (FASC) UTILIZATION AND CHARGE PROFILE OF OUTPATIENT SURGERY, 2002
 PROCEDURE APG CATEGORY, PROCEDURE APG, SINGLE APG ONLY

417 South Towne Surgical Center

procedure APG category	Procedure APG	TOTAL #	AVE TOT CHRG	AVE TOT CHRG (ALL FASCs)
	179 HYSTEROSCOPY	9	\$2,976	\$1,545
10	NERVOUS SYSTEM	65	\$2,036	\$707
	195 NERVOUS SYSTEM INJECTIONS, STIMULATIONS OR CRANIAL TAP	9	\$543	\$474
	198 NERVE REPAIR AND DESTRUCTION	56	\$2,276	\$1,209
12	FACIAL, EAR, NOSE, MOUTH AND THROAT	231	\$1,504	\$1,218
	234 COMPLEX FACIAL AND ENT PROCEDURES	5	\$1,033	\$1,586
	235 SIMPLE FACIAL AND ENT PROCEDURES	132	\$1,514	\$1,253
	236 TONSIL AND ADENOID PROCEDURES	94	\$1,514	\$1,105
13	THERAPUTIC AND OTHER RADIOLOGICAL PROCEDURES	1	\$978	\$2,218
	254 MYELOGRAPHY	1	\$978	\$2,420

AMB ST 1-6

UTAH HOSPITAL AND FREESTANDING AMBULATORY SURGERY CENTER (FASC) UTILIZATION AND CHARGE PROFILE OF OUTPATIENT SURGERY, 2002
 NUMBER OF SELECTED AMBULATORY SURGERY PATIENT VISITS BY PATIENT PROFILE

417 South Towne Surgical Center

Patient Profile	Patient Visits		Patient Visits-All FASCs	
	(#)	(%)	(#)	(%)
GENDER				
Female	1,739	56.9	42,484	55.7
Male	1,317	43.1	33,648	44.1
Unknown	2	0.1	37	0.0
Not Reported	0	0.0	113	0.1
AGE				
1-28 days	0	0.0	6	0.0
29-365 days	41	1.3	622	0.8
1-4 years	197	6.4	4,267	5.6
5-9	98	3.2	2,080	2.7
10-14	45	1.5	1,307	1.7
15-17	70	2.3	1,479	1.9
18-19	75	2.5	1,235	1.6
20-24	247	8.1	3,822	5.0
25-29	237	7.8	3,391	4.4
30-34	270	8.8	3,502	4.6
35-39	258	8.4	3,888	5.1
40-44	298	9.7	4,700	6.2
45-49	307	10.0	5,313	7.0
50-54	282	9.2	6,201	8.1
55-59	226	7.4	5,578	7.3
60-64	128	4.2	5,200	6.8
65-69	119	3.9	5,944	7.8
70-74	61	2.0	6,087	8.0
75-79	51	1.7	5,830	7.6
80-84	24	0.8	3,838	5.0
85-89	21	0.7	1,529	2.0
90 +	2	0.1	442	0.6
Not Reported	1	0.0	27	0.0
SOURCE OF ADMISSION				
Physician Referral	3,057	100.0	40,797	53.5
Clinic Referral	0	0.0	908	1.2
HMO Referral	0	0.0	7	0.0
Other Hospital	0	0.0	0	0.0
Skilled Nursing Facility	0	0.0	0	0.0
Other Health Care Facility	0	0.0	0	0.0
Emergency Room	0	0.0	0	0.0
Court/Law Enforcement	0	0.0	0	0.0
Unknown	0	0.0	10,364	13.6
Not Reported	1	0.0	24,206	31.7

(Continued)

AMB ST 1-6

UTAH HOSPITAL AND FREESTANDING AMBULATORY SURGERY CENTER (FASC) UTILIZATION AND CHARGE PROFILE OF OUTPATIENT SURGERY, 2002
 NUMBER OF SELECTED AMBULATORY SURGERY PATIENT VISITS BY PATIENT PROFILE

417 South Towne Surgical Center

Patient Profile	Patient Visits		Patient Visits-All FASCs	
	(#)	(%)	(#)	(%)
DISCHARGE STATUS				
Home or Self Care	0	0.0	47,095	61.7
Another Hospital	0	0.0	48	0.1
Skilled Nursing Facility	0	0.0	1	0.0
Intermediate Care Facility	0	0.0	1	0.0
Another Type of Institution	0	0.0	0	0.0
Under Care of Home Service	0	0.0	0	0.0
Left Against Medical Advice	0	0.0	0	0.0
Under Care of Home IV Provider	0	0.0	0	0.0
Expired	0	0.0	0	0.0
Unknown	3,058	100.0	29,137	38.2
Not Reported	0	0.0	0	0.0
PRIMARY PAYER				
Medicare	279	9.1	22,504	29.5
Medicaid	95	3.1	3,997	5.2
Other government	33	1.1	1,076	1.4
Blue Cross/Blue Shield	933	30.5	13,587	17.8
Other Commercial	399	13.0	7,977	10.5
Managed Care(HMO, PPO)	1,124	36.8	23,119	30.3
Self Pay	0	0.0	1,608	2.1
Industrial & Worker Comp	137	4.5	1,739	2.3
Charity and Unclassified	0	0.0	30	0.0
Childrens Health Insurance	0	0.0	278	0.4
Unknown	0	0.0	65	0.1
Not Reported	58	1.9	302	0.4
LOCAL HEALTH DISTRICT OF PATIENT RESIDENCE				
Bear River	8	0.3	4,087	5.4
Central Utah	16	0.5	1,200	1.6
Davis County	67	2.2	9,018	11.8
Salt Lake County	2,612	85.4	27,192	35.6
Southeastern Utah	8	0.3	840	1.1
Southwest Utah	8	0.3	3,904	5.1
Summit County	57	1.9	1,267	1.7
Tooele County	55	1.8	1,117	1.5
Tri-County	10	0.3	402	0.5
Utah County	114	3.7	9,498	12.5
Wasatch County	12	0.4	443	0.6
Weber County	17	0.6	13,127	17.2
Unknown Utah	4	0.1	67	0.1
Outside Utah	67	2.2	3,913	5.1
Unknown, Not Reported	3	0.1	207	0.3

SOURCE: Utah Ambulatory Surgery Database,
 Utah Health Data Committee/Office of Health Care Statistics.

AMB ST 1-1

UTAH HOSPITAL AND FREESTANDING AMBULATORY SURGERY CENTER (FASC) UTILIZATION AND CHARGE PROFILE OF OUTPATIENT SURGERY, 2002
 NUMBER OF CPT-4 AND ICD-9 PROCEDURES BY SELECTED AMBULATORY SURGERY REPORTING CATEGORY

408 St. George Surgical Center

Reporting Category (ICD-9-CM CODES)	Procedures Performed		Procedures Performed-All FASCs	
	(#)	(%)	(#)	(%)
Reporting Category (ICD-9-CM CODES)	653	100.0	43,262	100.0
Mastectomy (85.0-85.99)	0	0.0	1,139	2.6
Musculoskeletal (76.0-84.99)	202	30.9	5,726	13.2
Respiratory (30.0-34.99)	5	0.8	141	0.3
Cardiovascular (35.0-39.99)	285	43.6	345	0.8
Lymphatic/Hemetic (40.0-41.99)	0	0.0	83	0.2
Digestive System (42.0-54.99)	23	3.5	5,568	12.9
Urinary (55.0-59.99)	3	0.5	225	0.5
Male Genital (60.0-64.99)	2	0.3	124	0.3
Female Genital (65.0-71.99)	26	4.0	1,231	2.8
Endocrine/Nervous (01.0-07.99)	0	0.0	2,392	5.5
Eye (08.0-16.99)	0	0.0	13,466	31.1
Ear (18.0-20.99)	0	0.0	2,664	6.2
Nose, Mouth, Pharynx (21.0-29.99)	0	0.0	7,201	16.6
Other*	107	16.4	2,957	6.8
Reporting Category (CPT-4 CODES)	4,302	100.0	120,225	100.0
Mastectomy (19120-19220)	6	0.1	354	0.3
Musculoskeletal (20000-29909)	1,437	33.4	19,586	16.3
Respiratory (30000-32999)	218	5.1	7,772	6.5
Cardiovascular (33010-37799 & 93501-93660)	3	0.1	993	0.8
Lymphatic/Hemetic (38100-38999)	7	0.2	158	0.1
Diaphragm (39501-39599)	0	0.0	0	0.0
Digestive System (40490-49999)	492	11.4	37,220	31.0
Urinary (50010-53899)	171	4.0	1,590	1.3
Male Genital (54000-55899)	21	0.5	592	0.5
Female Genital (56405-58999)	264	6.1	3,271	2.7
Endocrine/Nervous (60000-64999)	869	20.2	10,396	8.6
Eye (65091-68899)	494	11.5	16,971	14.1
Ear (69000-69979)	66	1.5	4,327	3.6
Other*	254	5.9	16,995	14.1

SOURCE: Utah Ambulatory Surgery Database

Utah Health Data Committee/Office of Health Care Statistics.

* Procedure falls outside reporting categories.

AMB ST 1-2

UTAH HOSPITAL AND FREESTANDING AMBULATORY SURGERY CENTER (FASC) UTILIZATION AND CHARGE PROFILE OF OUTPATIENT SURGERY, 2002
 MOST COMMONLY PERFORMED CPT-4 AND ICD-9 PROCEDURES

408 St. George Surgical Center

ICD-9 CODE	ICD-9 DESCRIPTION	#	%	% ALL FASCs
All ICD-9 Procedures		653	100.0	100.0
3669	3669	166	25.4	0.38
806	EXC SEMILUNAR CARTILAGE-KNEE	103	15.8	1.08
8086	OTH LOC EXC/DESTRUC JT LES-KNEE	70	10.7	0.58
3665	3665	60	9.2	0.14
7276	7276	34	5.2	0.08
3540	3540	29	4.4	0.07
8076	SYNOVECT-KNEE	22	3.4	0.15
9967	9967	22	3.4	0.05
7274	7274	18	2.8	0.04
7270	7270	17	2.6	0.04
3542	CREATE HEART SEPTAL DEFEC	14	2.1	0.03
4780	4780	14	2.1	0.03
7179	OTH REPR VULVA & PERINEUM	14	2.1	0.03
7271	VACUUM EXTRACT W/EPISIOTOMY	10	1.5	0.02
3813	ENDARTERECT UPPER LIMB VESSELS	9	1.4	0.02
7176	7176	9	1.4	0.02
5210	5210	8	1.2	0.02
3556	3556	7	1.1	0.02
8404	DISART WRIST	6	0.9	0.01
3379	3379	5	0.8	0.01

CPT-4 CODE	CPT-4 DESCRIPTION	#	%	% ALL FASCs
All CPT-4 Procedures		4,302	100.0	100.0
62311	INJ 1 NOT NEUROLYTIC-EPID; LUMB/	599	13.9	1.76
66984	EXTRACAPSULAR CATARACT REMV IOL	295	6.9	8.48
99070	SPL/MATL PROV-PHYS NOT USUL W/VI	187	4.3	3.15
29877	SCOPE KNEE SURG; DEBRID/SHAVE CA	143	3.3	1.09
50590	LITHOTRIPSY XTRACORP SHOCK WAVE	134	3.1	0.58
29881	SCOPE KNEE SURG;W/MENISCECT MED/	133	3.1	1.38
66821	DISCISSION 2ND CATARACT; LASER S	110	2.6	1.12
58662	LAP SURG; W/FULG/EXCIS LES-OVARY	101	2.3	0.68
45378	COLONOSCOPY FLEX; DX-SEP PROC	98	2.3	6.16
62310	INJ 1 NOT NEUROLYTIC-EPID;CERV/T	93	2.2	0.42
43235	UGI ENDO; DX W/VO CLCT SPECMN-SP	80	1.9	1.58
29880	SCOPE KNEE SURG;W/MENISCECT MED&	79	1.8	0.34
29826	SCOPE SHOULDER; DECOMP SUBACROM	75	1.7	0.60
43239	UGI ENDO; W/BX 1/MX	73	1.7	5.25
45385	COLONOSCOPY FLEX; W/REMV LES-SNA	63	1.5	1.94
23120	CLAVICULECTOMY; PARTIAL	52	1.2	0.23
29876	SCOPE KNEE SURG; SYNOVECTOMY MAJ	52	1.2	0.11
64721	NEUROPLASTY; MEDIAN @ CARPAL TUN	51	1.2	0.92
23412	REP RUP MUSCLOTENDNUS CUFF OPN;C	50	1.2	0.12
20680	REMOVAL OF IMPLANT; DEEP	48	1.1	0.67

SOURCE: Utah Ambulatory Surgery Database
 Utah Health Data Committee/Office of Health Care Statistics

AMB ST 1-3

UTAH HOSPITAL AND FREESTANDING AMBULATORY SURGERY CENTER (FASC) UTILIZATION AND CHARGE PROFILE OF OUTPATIENT SURGERY, 2002
 AVERAGE TOTAL CHARGES FOR MOST COMMONLY PERFORMED CPT-4 AND ICD-9 PROCEDURES, SINGLE ICD-9 OR CPT-4 ONLY

408 St. George Surgical Center

ICD-9 CODE	ICD-9 DESCRIPTION	#	AVE TOT CHR	AVE TOT CHR (ALL FASCs)
ICD-9 Procedures		442	\$1,211	\$1,375
3669	3669	166	\$1,021	\$1,021
3665	3665	60	\$423	\$423
7276	7276	33	\$2,735	\$2,735
806	EXC SEMILUNAR CARTILAGE-KNEE	31	\$1,800	\$2,047
3540	3540	22	\$801	\$801
9967	9967	19	\$785	\$785
4780	4780	14	\$3,108	\$3,108
7270	7270	14	\$659	\$659
7274	7274	12	\$827	\$827
3813	ENDARTERECT UPPER LIMB VESSELS	9	\$891	\$891
5210	5210	8	\$699	\$699
7271	VACUUM EXTRACT W/EPISIOTOMY	8	\$1,280	\$1,280
3542	CREATE HEART SEPTAL DEFEC	7	\$1,316	\$1,316
8086	OTH LOC EXC/DESTRUC JT LES-KNEE	7	\$1,947	\$2,051
8404	DISART WRIST	6	\$2,439	\$2,439
3379	3379	5	\$275	\$275
8076	SYNOVECT-KNEE	4	\$1,025	\$1,723
7179	OTH REPR VULVA & PERINEUM	3	\$2,861	\$2,531
7350	7350	3	\$2,124	\$2,124
6111	BX SCROTUM/TUNICA VAGINALIS	2	\$1,063	\$1,063

CPT-4 CODE	CPT-4 DESCRIPTION	#	AVE TOT CHR	AVE TOT CHR (ALL FASCs)
CPT-4 Procedures		2,316	\$722	\$1,364
62311	INJ 1 NOT NEUROLYTIC-EPID; LUMB/	563	\$339	\$452
66984	EXTRACAPSULAR CATARACT REMV IOL	269	\$1,031	\$2,205
50590	LITHOTRIPSY XTRACORP SHOCK WAVE	111	\$891	\$1,514
66821	DISCISSION 2ND CATARACT; LASER S	104	\$422	\$601
45378	COLONOSCOPY FLEX; DX-SEP PROC	87	\$449	\$784
62310	INJ 1 NOT NEUROLYTIC-EPID;CERV/T	86	\$351	\$465
43235	UGI ENDO; DX W/VO CLCT SPECMN-SP	72	\$417	\$628
43239	UGI ENDO; W/BX 1/MX	61	\$473	\$754
45385	COLONOSCOPY FLEX; W/REMV LES-SNA	57	\$463	\$869
58662	LAP SURG; W/FULG/EXCIS LES-OVARY	51	\$2,304	\$2,028
20680	REMOVAL OF IMPLANT; DEEP	39	\$779	\$1,160
64721	NEUROPLASTY; MEDIAN @ CARPAL TUN	39	\$809	\$1,074
29881	SCOPE KNEE SURG;W/MENISCECT MED/	35	\$1,720	\$2,169
42820	T&A; UNDER AGE 12	34	\$1,003	\$1,110
69436	TYMPANOSTOMY GENERAL ANESTHESIA	27	\$818	\$904
26055	TENDON SHEATH INCISION	26	\$672	\$1,116
29880	SCOPE KNEE SURG;W/MENISCECT MED&	24	\$1,098	\$2,164
58670	LAPARSCPY SURGICAL; W/FULG OVIDU	23	\$1,727	\$1,382
62270	SPINAL PUNCTURE LUMBAR DIAGNOSTI	23	\$361	\$361
25115	RADL EXC BURSA WRIST TENDON; FLE	22	\$826	\$883

SOURCE: Utah Ambulatory Surgery Database
 Utah Health Data Committee/Office of Health Care Statistics

AMB ST 1-4

UTAH HOSPITAL AND FREESTANDING AMBULATORY SURGERY CENTER (FASC) UTILIZATION AND CHARGE PROFILE OF OUTPATIENT SURGERY, 2002
 PROCEDURE APG CATEGORY, PROCEDURE APG

408 St. George Surgical Center

Procedure APG category	Procedure APG	TOTAL #	TOTAL # (ALL FASCs)
01	INTEGUMENTARY SYSTEM	94	3,253
	003 COMPLEX INCISION AND DRAINAGE	3	32
	004 SIMPLE INCISION AND DRAINAGE	3	26
	007 COMPLEX EXCISION, BIOPSY AND DEBRIDEMENT	39	650
	008 SIMPLE EXCISION AND BIOPSY	24	639
	009 COMPLEX SKIN REPAIRS INCL INTEGUMENT GRAFTS, TRANSFER & REARRANGE	16	778
	010 SIMPLE SKIN REPAIR	3	94
	011 SIMPLE INCISION AND EXCISION OF BREAST	3	478
	012 BREAST RECONSTRUCTION AND MASTECTOMY	3	371
02	MUSCULOSKELETAL SYSTEM	1,353	18,176
	021 COMPLEX MUSCULOSKELETAL PROCEDURES EXCLUDING HAND AND FOOT	233	1,983
	022 SIMPLE MUSCULOSKELETAL PROCEDURES EXCLUDING HAND AND FOOT	70	525
	023 COMPLEX HAND AND FOOT MUSCULOSKELETAL PROCEDURES	21	736
	024 SIMPLE HAND AND FOOT MUSCULOSKELETAL PROCEDURES	250	4,888
	025 ARTHROSCOPY	628	7,037
	029 CLOSED TREATMENT FX & DISLOCATION EXC FINGER, TOE & TRUNK	4	108
	030 OPEN OR PERCUTANEOUS TREATMENT OF FRACTURES	37	747
	031 BONE OR JOINT MANIPULATION UNDER ANESTHESIA	2	129
	032 BUNION PROCEDURES	34	1,163
	033 ARTHROPLASTY	15	142
	035 ARTHROCENTESIS AND LIGAMENT OR TENDON INJECTION	59	645
03	RESPIRATORY SYSTEM	121	3,574
	053 COMPLEX ENDOSCOPY OF THE UPPER AIRWAY	120	3,517
	054 SIMPLE ENDOSCOPY OF THE UPPER AIRWAY	1	30
05	HEMATOLOGIC, LYMPHATIC, AND ENDOCRINE	6	181
	095 DEEP LYMPH STRUCTURE AND THYROID PROCEDURES	6	181
06	DIGESTIVE SYSTEM	563	32,087
	113 ANOSCOPY WITH BIOPSY AND DIAGNOSTIC PROCTOSIGMOIDOSCOPY	9	209
	114 PROCTOSIGMOIDOSCOPY WITH EXCISION OR BIOPSY	1	126
	115 DIAGNOSTIC UPPER GI ENDOSCOPY OR INTUBATION	153	8,270
	116 THERAPEUTIC UPPER GI ENDOSCOPY OR INTUBATION	13	2,348
	117 LOWER GASTROINTESTINAL ENDOSCOPY	173	15,324
	119 HERNIA AND HYDROCELE PROCEDURES	12	1,240
	120 COMPLEX ANAL AND RECTAL PROCEDURES	1	259
	123 COMPLEX LAPAROSCOPIC PROCEDURES	200	2,343
	124 SIMPLE LAPAROSCOPIC PROCEDURES	1	10
07	URINARY SYSTEM	170	1,533
	131 RENAL EXTRACORPOREAL SHOCK WAVE LITHOTRIPSY	134	698
	134 COMPLEX CYSTOURETHROSCOPY AND LITHOLAPAXY	13	306
	135 MODERATE CYSTOURETHROSCOPY	21	380
	136 SIMPLE CYSTOURETHROSCOPY	2	105
08	MALE GENITAL SYSTEM	20	529
	151 TESTICULAR AND EPIDIDYMAL PROCEDURES	16	343
	154 SIMPLE PENILE PROCEDURES	4	147
09	FEMALE GENITAL SYSTEM	64	1,720
	176 COMPLEX FEMALE REPRODUCTIVE PROCEDURES	17	132

AMB ST 1-4

UTAH HOSPITAL AND FREESTANDING AMBULATORY SURGERY CENTER (FASC) UTILIZATION AND CHARGE PROFILE OF OUTPATIENT SURGERY, 2002
 PROCEDURE APG CATEGORY, PROCEDURE APG

408 St. George Surgical Center

procedure APG category	procedure APG	TOTAL #	TOTAL # (ALL FASCs)
	177 SIMPLE FEMALE REPRODUCTIVE PROCEDURES	28	465
	178 DILATION AND CURETTAGE	13	216
	179 HYSTEROSCOPY	6	741
10	NERVOUS SYSTEM	869	9,932
	195 NERVOUS SYSTEM INJECTIONS, STIMULATIONS OR CRANIAL TAP	760	7,518
	198 NERVE REPAIR AND DESTRUCTION	79	2,250
	199 SPINAL TAP	30	30
11	EYE AND OCULAR ADNEXA	492	16,937
	213 LASER EYE PROCEDURES	120	1,439
	214 CATARACT PROCEDURES	302	10,463
	215 COMPLEX ANTERIOR SEGMENT EYE PROCEDURES	7	953
	216 MODERATE ANTERIOR SEGMENT EYE PROCEDURES	9	669
	219 SIMPLE POSTERIOR SEGMENT EYE PROCEDURES	4	79
	220 STRABISMUS AND MUSCLE EYE PROCEDURES	18	493
	221 COMPLEX REPAIR AND PLASTIC PROCEDURES OF EYE	2	1,529
	222 SIMPLE REPAIR AND PLASTIC PROCEDURES OF EYE	30	300
12	FACIAL, EAR, NOSE, MOUTH AND THROAT	277	15,405
	234 COMPLEX FACIAL AND ENT PROCEDURES	73	2,878
	235 SIMPLE FACIAL AND ENT PROCEDURES	114	8,573
	236 TONSIL AND ADENOID PROCEDURES	90	3,882

AMB ST 1-5

UTAH HOSPITAL AND FREESTANDING AMBULATORY SURGERY CENTER (FASC) UTILIZATION AND CHARGE PROFILE OF OUTPATIENT SURGERY, 2002
 PROCEDURE APG CATEGORY, PROCEDURE APG, SINGLE APG ONLY

408 St. George Surgical Center

Procedure APG category	Procedure APG	TOTAL #	AVE TOT CHR	AVE TOT CHR(ALL FASCs)
01	INTEGUMENTARY SYSTEM	39	\$710	\$1,167
	003 COMPLEX INCISION AND DRAINAGE	3	\$383	\$957
	004 SIMPLE INCISION AND DRAINAGE	1	\$763	\$1,067
	007 COMPLEX EXCISION, BIOPSY AND DEBRIDEMENT	21	\$665	\$1,167
	008 SIMPLE EXCISION AND BIOPSY	9	\$788	\$1,096
	011 SIMPLE INCISION AND EXCISION OF BREAST	3	\$1,115	\$1,032
	012 BREAST RECONSTRUCTION AND MASTECTOMY	2	\$683	\$1,269
02	MUSCULOSKELETAL SYSTEM	369	\$1,024	\$1,770
	021 COMPLEX MUSCULOSKELETAL PROCEDURES EXCLUDING HAND AND FOOT	19	\$1,196	\$1,995
	022 SIMPLE MUSCULOSKELETAL PROCEDURES EXCLUDING HAND AND FOOT	39	\$825	\$1,331
	023 COMPLEX HAND AND FOOT MUSCULOSKELETAL PROCEDURES	8	\$797	\$1,805
	024 SIMPLE HAND AND FOOT MUSCULOSKELETAL PROCEDURES	122	\$761	\$1,276
	025 ARTHROSCOPY	102	\$1,570	\$2,340
	029 CLOSED TREATMENT FX & DISLOCATION EXC FINGER, TOE & TRUNK	4	\$1,314	\$1,354
	030 OPEN OR PERCUTANEOUS TREATMENT OF FRACTURES	29	\$1,101	\$1,720
	031 BONE OR JOINT MANIPULATION UNDER ANESTHESIA	2	\$602	\$880
	032 BUNION PROCEDURES	16	\$868	\$1,532
	033 ARTHROPLASTY	11	\$918	\$1,989
	035 ARTHROCENTESIS AND LIGAMENT OR TENDON INJECTION	17	\$81	\$659
03	RESPIRATORY SYSTEM	1	\$583	\$1,284
	053 COMPLEX ENDOSCOPY OF THE UPPER AIRWAY	1	\$583	\$1,351
05	HEMATOLOGIC, LYMPHATIC, AND ENDOCRINE	4	\$578	\$1,099
	095 DEEP LYMPH STRUCTURE AND THYROID PROCEDURES	4	\$578	\$1,099
06	DIGESTIVE SYSTEM	401	\$844	\$895
	113 ANOSCOPY WITH BIOPSY AND DIAGNOSTIC PROCTOSIGMOIDOSCOPY	9	\$365	\$417
	114 PROCTOSIGMOIDOSCOPY WITH EXCISION OR BIOPSY	1	\$312	\$480
	115 DIAGNOSTIC UPPER GI ENDOSCOPY OR INTUBATION	133	\$443	\$716
	116 THERAPEUTIC UPPER GI ENDOSCOPY OR INTUBATION	7	\$487	\$761
	117 LOWER GASTROINTESTINAL ENDOSCOPY	155	\$455	\$811
	119 HERNIA AND HYDROCELE PROCEDURES	5	\$1,264	\$1,342
	120 COMPLEX ANAL AND RECTAL PROCEDURES	1	\$639	\$933
	123 COMPLEX LAPAROSCOPIC PROCEDURES	90	\$2,170	\$2,238
07	URINARY SYSTEM	119	\$889	\$1,406
	131 RENAL EXTRACORPOREAL SHOCK WAVE LITHOTRIPSY	111	\$891	\$1,514
	134 COMPLEX CYSTOURETHROSCOPY AND LITHOLAPAXY	2	\$1,013	\$1,432
	135 MODERATE CYSTOURETHROSCOPY	5	\$919	\$1,174
	136 SIMPLE CYSTOURETHROSCOPY	1	\$312	\$856
08	MALE GENITAL SYSTEM	12	\$759	\$1,616
	151 TESTICULAR AND EPIDIDYMAL PROCEDURES	8	\$896	\$1,776
	154 SIMPLE PENILE PROCEDURES	4	\$484	\$1,096
09	FEMALE GENITAL SYSTEM	25	\$1,059	\$1,256
	176 COMPLEX FEMALE REPRODUCTIVE PROCEDURES	4	\$2,089	\$1,508
	177 SIMPLE FEMALE REPRODUCTIVE PROCEDURES	16	\$884	\$1,070
	178 DILATION AND CURETTAGE	4	\$795	\$975
	179 HYSTEROSCOPY	1	\$791	\$1,545
10	NERVOUS SYSTEM	779	\$369	\$707

AMB ST 1-5

UTAH HOSPITAL AND FREESTANDING AMBULATORY SURGERY CENTER (FASC) UTILIZATION AND CHARGE PROFILE OF OUTPATIENT SURGERY, 2002
 PROCEDURE APG CATEGORY, PROCEDURE APG, SINGLE APG ONLY

408 St. George Surgical Center

procedure APG category	Procedure APG	TOTAL #	AVE TOT CHRG	AVE TOT CHRG (ALL FASCs)
	195 NERVOUS SYSTEM INJECTIONS, STIMULATIONS OR CRANIAL TAP	704	\$335	\$474
	198 NERVE REPAIR AND DESTRUCTION	51	\$848	\$1,209
	199 SPINAL TAP	24	\$353	\$353
11	EYE AND OCULAR ADNEXA	429	\$855	\$2,036
	213 LASER EYE PROCEDURES	114	\$422	\$603
	214 CATARACT PROCEDURES	276	\$1,026	\$2,211
	215 COMPLEX ANTERIOR SEGMENT EYE PROCEDURES	3	\$834	\$2,230
	216 MODERATE ANTERIOR SEGMENT EYE PROCEDURES	6	\$908	\$1,906
	220 STRABISMUS AND MUSCLE EYE PROCEDURES	16	\$1,150	\$2,523
	221 COMPLEX REPAIR AND PLASTIC PROCEDURES OF EYE	2	\$648	\$1,626
	222 SIMPLE REPAIR AND PLASTIC PROCEDURES OF EYE	12	\$655	\$922
12	FACIAL, EAR, NOSE, MOUTH AND THROAT	116	\$904	\$1,218
	234 COMPLEX FACIAL AND ENT PROCEDURES	18	\$988	\$1,586
	235 SIMPLE FACIAL AND ENT PROCEDURES	42	\$777	\$1,253
	236 TONSIL AND ADENOID PROCEDURES	56	\$972	\$1,105

AMB ST 1-6

UTAH HOSPITAL AND FREESTANDING AMBULATORY SURGERY CENTER (FASC) UTILIZATION AND CHARGE PROFILE OF OUTPATIENT SURGERY, 2002
 NUMBER OF SELECTED AMBULATORY SURGERY PATIENT VISITS BY PATIENT PROFILE

408 St. George Surgical Center

Patient Profile	Patient Visits		Patient Visits-All FASCs	
	(#)	(%)	(#)	(%)
GENDER				
Female	1,820	58.7	42,484	55.7
Male	1,281	41.3	33,648	44.1
Unknown	0	0.0	37	0.0
Not Reported	1	0.0	113	0.1
AGE				
1-28 days	0	0.0	6	0.0
29-365 days	20	0.6	622	0.8
1-4 years	77	2.5	4,267	5.6
5-9	46	1.5	2,080	2.7
10-14	50	1.6	1,307	1.7
15-17	92	3.0	1,479	1.9
18-19	40	1.3	1,235	1.6
20-24	149	4.8	3,822	5.0
25-29	133	4.3	3,391	4.4
30-34	131	4.2	3,502	4.6
35-39	133	4.3	3,888	5.1
40-44	177	5.7	4,700	6.2
45-49	159	5.1	5,313	7.0
50-54	164	5.3	6,201	8.1
55-59	168	5.4	5,578	7.3
60-64	234	7.5	5,200	6.8
65-69	345	11.1	5,944	7.8
70-74	350	11.3	6,087	8.0
75-79	304	9.8	5,830	7.6
80-84	208	6.7	3,838	5.0
85-89	91	2.9	1,529	2.0
90 +	29	0.9	442	0.6
Not Reported	2	0.1	27	0.0
SOURCE OF ADMISSION				
Physician Referral	3,102	100.0	40,797	53.5
Clinic Referral	0	0.0	908	1.2
HMO Referral	0	0.0	7	0.0
Other Hospital	0	0.0	0	0.0
Skilled Nursing Facility	0	0.0	0	0.0
Other Health Care Facility	0	0.0	0	0.0
Emergency Room	0	0.0	0	0.0
Court/Law Enforcement	0	0.0	0	0.0
Unknown	0	0.0	10,364	13.6
Not Reported	0	0.0	24,206	31.7

(Continued)

AMB ST 1-6

UTAH HOSPITAL AND FREESTANDING AMBULATORY SURGERY CENTER (FASC) UTILIZATION AND CHARGE PROFILE OF OUTPATIENT SURGERY, 2002
 NUMBER OF SELECTED AMBULATORY SURGERY PATIENT VISITS BY PATIENT PROFILE

408 St. George Surgical Center

Patient Profile	Patient Visits		Patient Visits-All FASCs	
	(#)	(%)	(#)	(%)
DISCHARGE STATUS				
Home or Self Care	3,102	100.0	47,095	61.7
Another Hospital	0	0.0	48	0.1
Skilled Nursing Facility	0	0.0	1	0.0
Intermediate Care Facility	0	0.0	1	0.0
Another Type of Institution	0	0.0	0	0.0
Under Care of Home Service	0	0.0	0	0.0
Left Against Medical Advice	0	0.0	0	0.0
Under Care of Home IV Provider	0	0.0	0	0.0
Expired	0	0.0	0	0.0
Unknown	0	0.0	29,137	38.2
Not Reported	0	0.0	0	0.0
PRIMARY PAYER				
Medicare	1,353	43.6	22,504	29.5
Medicaid	211	6.8	3,997	5.2
Other government	20	0.6	1,076	1.4
Blue Cross/Blue Shield	382	12.3	13,587	17.8
Other Commercial	454	14.6	7,977	10.5
Managed Care(HMO, PPO)	432	13.9	23,119	30.3
Self Pay	95	3.1	1,608	2.1
Industrial & Worker Comp	151	4.9	1,739	2.3
Charity and Unclassified	3	0.1	30	0.0
Childrens Health Insurance	0	0.0	278	0.4
Unknown	0	0.0	65	0.1
Not Reported	1	0.0	302	0.4
LOCAL HEALTH DISTRICT OF PATIENT RESIDENCE				
Bear River	4	0.1	4,087	5.4
Central Utah	23	0.7	1,200	1.6
Davis County	5	0.2	9,018	11.8
Salt Lake County	10	0.3	27,192	35.6
Southeastern Utah	4	0.1	840	1.1
Southwest Utah	2,639	85.1	3,904	5.1
Summit County	1	0.0	1,267	1.7
Tooele County	0	0.0	1,117	1.5
Tri-County	0	0.0	402	0.5
Utah County	7	0.2	9,498	12.5
Wasatch County	3	0.1	443	0.6
Weber County	3	0.1	13,127	17.2
Unknown Utah	3	0.1	67	0.1
Outside Utah	400	12.9	3,913	5.1
Unknown, Not Reported	0	0.0	207	0.3

SOURCE: Utah Ambulatory Surgery Database,
 Utah Health Data Committee/Office of Health Care Statistics.

AMB ST 1-1

UTAH HOSPITAL AND FREESTANDING AMBULATORY SURGERY CENTER (FASC) UTILIZATION AND CHARGE PROFILE OF OUTPATIENT SURGERY, 2002
 NUMBER OF CPT-4 AND ICD-9 PROCEDURES BY SELECTED AMBULATORY SURGERY REPORTING CATEGORY

409 St. Mark's Outpatient Surgical Center

		Procedures Performed		Procedures Performed-All FASCs	
		(#)	(%)	(#)	(%)
Reporting Category(ICD-9-CM CODES)					
Mastectomy	(85.0-85.99)	.	.	43,262	100.0
Musculoskeletal	(76.0-84.99)	.	.	1,139	2.6
Respiratory	(30.0-34.99)	.	.	5,726	13.2
Cardiovascular	(35.0-39.99)	.	.	141	0.3
Lymphatic/Hemetic	(40.0-41.99)	.	.	345	0.8
Digestive System	(42.0-54.99)	.	.	83	0.2
Urinary	(55.0-59.99)	.	.	5,568	12.9
Male Genital	(60.0-64.99)	.	.	225	0.5
Female Genital	(65.0-71.99)	.	.	124	0.3
Endocrine/Nervous	(01.0-07.99)	.	.	1,231	2.8
Eye	(08.0-16.99)	.	.	2,392	5.5
Ear	(18.0-20.99)	.	.	13,466	31.1
Nose, Mouth, Pharynx	(21.0-29.99)	.	.	2,664	6.2
Other*		.	.	7,201	16.6
				2,957	6.8
Reporting Category(CPT-4 CODES)					
Mastectomy	(19120-19220)	7,931	100.0	120,225	100.0
Musculoskeletal	(20000-29909)	3	0.0	354	0.3
Respiratory	(30000-32999)	2,363	29.8	19,586	16.3
Cardiovascular (33010-37799 & 93501-93660)		1,017	12.8	7,772	6.5
Lymphatic/Hemetic	(38100-38999)	49	0.6	993	0.8
Diaphragm	(39501-39599)	38	0.5	158	0.1
Digestive System	(40490-49999)	0	0.0	0	0.0
Urinary	(50010-53899)	1,041	13.1	37,220	31.0
Male Genital	(54000-55899)	20	0.3	1,590	1.3
Female Genital	(56405-58999)	31	0.4	592	0.5
Endocrine/Nervous	(60000-64999)	529	6.7	3,271	2.7
Eye	(65091-68899)	420	5.3	10,396	8.6
Ear	(69000-69979)	691	8.7	16,971	14.1
Other*		399	5.0	4,327	3.6
		1,330	16.8	16,995	14.1

SOURCE: Utah Ambulatory Surgery Database

Utah Health Data Committee/Office of Health Care Statistics.

* Procedure falls outside reporting categories.

AMB ST 1-2
 UTAH HOSPITAL AND FREESTANDING AMBULATORY SURGERY CENTER (FASC) UTILIZATION AND CHARGE PROFILE OF OUTPATIENT SURGERY, 2002
 MOST COMMONLY PERFORMED CPT-4 AND ICD-9 PROCEDURES

409 St. Mark's Outpatient Surgical Center

ICD-9 CODE	ICD-9 DESCRIPTION	#	%	% ALL FASCs
------------	-------------------	---	---	-------------

All ICD-9 Procedures

Does not report ICDs

CPT-4 CODE	CPT-4 DESCRIPTION	#	%	% ALL FASCs
All CPT-4 Procedures		7,931	100.0	100.0
A4649	SURGICAL SUPPLY; MISCELLANEOUS	592	7.5	0.60
66984	EXTRACAPSULAR CATARACT REMV IOL	476	6.0	8.48
30140	SUBMUCOS RES TURBINATE PART/CMPL	351	4.4	1.42
69436	TYMPANOSTOMY GENERAL ANESTHESIA	310	3.9	2.80
64721	NEUROPLASTY; MEDIAN @ CARPAL TUN	302	3.8	0.92
29881	SCOPE KNEE SURG;W/MENISCECT MED/	216	2.7	1.38
49505	REPR INIT ING HERNIA 5YR/MORE; R	195	2.5	0.55
99070	SPL/MATL PROV-PHYS NOT USUL W/VI	170	2.1	3.15
30520	SEPTOPLASTY/SUBMUCOS RES W/GFT	169	2.1	1.31
76499	UNLISTED DX RADIOGRAPHIC PROC	132	1.7	0.18
42820	T&A; UNDER AGE 12	128	1.6	1.42
28285	CORRECTION HAMMERTOES	115	1.5	0.71
31255	NASAL/SINUS ENDO; W/TOT ETHMOECT	110	1.4	0.73
58670	LAPARSCPY SURGICAL; W/FULG OVIDU	109	1.4	0.18
28296	HALLUX VALGUS; W/METATARSAL OSTE	101	1.3	0.52
20680	REMOVAL OF IMPLANT; DEEP	100	1.3	0.67
26055	TENDON SHEATH INCISION	100	1.3	0.44
42826	TONSILLECTOMY PRIM/SEC; AGE 12/O	99	1.2	0.71
29877	SCOPE KNEE SURG; DEBRID/SHAVE CA	98	1.2	1.09
58660	LAPAROSCOPY SURGICAL; W/LYSIS AD	85	1.1	0.27

SOURCE: Utah Ambulatory Surgery Database
 Utah Health Data Committee/Office of Health Care Statistics

AMB ST 1-3

UTAH HOSPITAL AND FREESTANDING AMBULATORY SURGERY CENTER (FASC) UTILIZATION AND CHARGE PROFILE OF OUTPATIENT SURGERY, 2002
 AVERAGE TOTAL CHARGES FOR MOST COMMONLY PERFORMED CPT-4 AND ICD-9 PROCEDURES, SINGLE ICD-9 OR CPT-4 ONLY

409 St. Mark's Outpatient Surgical Center

ICD-9 CODE	ICD-9 DESCRIPTION	#	AVE TOT CHR	AVE TOT CHR(ALL FASCs)
------------	-------------------	---	-------------	-------------------------

ICD-9 Procedures

Does not report ICDS

CPT-4 CODE	CPT-4 DESCRIPTION	#	AVE TOT CHR	AVE TOT CHR(ALL FASCs)
CPT-4 Procedures		2,575	\$1,080	\$1,364
66984	EXTRACAPSULAR CATARACT REMV IOL	464	\$1,558	\$2,205
64721	NEUROPLASTY; MEDIAN @ CARPAL TUN	169	\$783	\$1,074
42820	T&A; UNDER AGE 12	99	\$884	\$1,110
29881	SCOPE KNEE SURG;W/MENISCECT MED/	95	\$1,409	\$2,169
49505	REPR INIT ING HERNIA 5YR/MORE; R	71	\$1,033	\$1,379
42826	TONSILLECTOMY PRIM/SEC; AGE 12/O	69	\$888	\$1,102
46260	HEMORRHOIDECT INTRL&EXT CPLX/EX	69	\$934	\$999
58670	LAPARSCPY SURGICAL; W/FULG OVIDU	62	\$881	\$1,382
26055	TENDON SHEATH INCISION	49	\$885	\$1,116
20680	REMOVAL OF IMPLANT; DEEP	46	\$810	\$1,160
58120	DILATION & CURET DX &/ THERAPEUT	45	\$754	\$970
58558	HYSTEROSCPY SURG; W/BX &/ POLYPE	44	\$991	\$1,465
58660	LAPAROSCOPY SURGICAL; W/LYSIS AD	43	\$1,145	\$1,675
29877	SCOPE KNEE SURG; DEBRID/SHAVE CA	40	\$1,404	\$2,223
42821	T&A; AGE 12 OR OVER	39	\$939	\$1,152
49585	REPR UMBIL HERNIA 5YR/OVER; RDUC	39	\$936	\$1,285
25111	EXCISION OF GANGLION WRIST; PRIM	31	\$889	\$1,313
46200	FISSURECTOMY W/WO SPHINCTEROTOMY	28	\$777	\$792
26160	EXC LES TEND SHETH/JNT CAP HND/F	25	\$783	\$1,119
29880	SCOPE KNEE SURG;W/MENISCECT MED&	25	\$1,413	\$2,164

SOURCE: Utah Ambulatory Surgery Database
 Utah Health Data Committee/Office of Health Care Statistics

AMB ST 1-4

UTAH HOSPITAL AND FREESTANDING AMBULATORY SURGERY CENTER (FASC) UTILIZATION AND CHARGE PROFILE OF OUTPATIENT SURGERY, 2002
PROCEDURE APG CATEGORY, PROCEDURE APG

409 St. Mark's Outpatient Surgical Center

Procedure APG category	Procedure APG	TOTAL #	TOTAL # (ALL FASCs)
01	INTEGUMENTARY SYSTEM	329	3,253
	002 SUPERFICIAL NEEDLE BIOPSY AND ASPIRATION	3	63
	003 COMPLEX INCISION AND DRAINAGE	6	32
	004 SIMPLE INCISION AND DRAINAGE	2	26
	006 SIMPLE DEBRIDEMENT AND DESTRUCTION	7	121
	007 COMPLEX EXCISION, BIOPSY AND DEBRIDEMENT	115	650
	008 SIMPLE EXCISION AND BIOPSY	132	639
	009 COMPLEX SKIN REPAIRS INCL INTEGUMENT GRAFTS, TRANSFER & REARRANGE	48	778
	010 SIMPLE SKIN REPAIR	13	94
	011 SIMPLE INCISION AND EXCISION OF BREAST	3	478
02	MUSCULOSKELETAL SYSTEM	2,052	18,176
	021 COMPLEX MUSCULOSKELETAL PROCEDURES EXCLUDING HAND AND FOOT	197	1,983
	022 SIMPLE MUSCULOSKELETAL PROCEDURES EXCLUDING HAND AND FOOT	108	525
	023 COMPLEX HAND AND FOOT MUSCULOSKELETAL PROCEDURES	145	736
	024 SIMPLE HAND AND FOOT MUSCULOSKELETAL PROCEDURES	670	4,888
	025 ARTHROSCOPY	587	7,037
	028 CLOSED TREATMENT FX & DISLOCATION OF FINGER, TOE & TRUNK	3	9
	029 CLOSED TREATMENT FX & DISLOCATION EXC FINGER, TOE & TRUNK	13	108
	030 OPEN OR PERCUTANEOUS TREATMENT OF FRACTURES	112	747
	031 BONE OR JOINT MANIPULATION UNDER ANESTHESIA	31	129
	032 BUNION PROCEDURES	146	1,163
	033 ARTHROPLASTY	25	142
	034 HAND AND FOOT TENOTOMY	7	60
	035 ARTHROCENTESIS AND LIGAMENT OR TENDON INJECTION	8	645
03	RESPIRATORY SYSTEM	423	3,574
	053 COMPLEX ENDOSCOPY OF THE UPPER AIRWAY	419	3,517
	054 SIMPLE ENDOSCOPY OF THE UPPER AIRWAY	4	30
04	CARDIOVASCULAR SYSTEM	45	836
	079 REMOVAL AND REVISION OF PACEMAKER AND VASCULAR DEVICE	5	13
	080 MINOR VASCULAR REPAIR AND FISTULA CONSTRUCTION	7	21
	081 SECONDARY VARICOSE VEINS AND VASCULAR INJECTION	8	196
	082 VASCULAR LIGATION	25	95
05	HEMATOLOGIC, LYMPHATIC, AND ENDOCRINE	46	181
	095 DEEP LYMPH STRUCTURE AND THYROID PROCEDURES	46	181
06	DIGESTIVE SYSTEM	899	32,087
	112 ESOPHAGEAL DILATION WITHOUT ENDOSCOPY	1	1,774
	115 DIAGNOSTIC UPPER GI ENDOSCOPY OR INTUBATION	1	8,270
	117 LOWER GASTROINTESTINAL ENDOSCOPY	1	15,324
	119 HERNIA AND HYDROCELE PROCEDURES	351	1,240
	120 COMPLEX ANAL AND RECTAL PROCEDURES	188	259
	121 SIMPLE ANAL AND RECTAL PROCEDURES	4	58
	123 COMPLEX LAPAROSCOPIC PROCEDURES	353	2,343
07	URINARY SYSTEM	20	1,533
	134 COMPLEX CYSTOURETHROSCOPY AND LITHOLAPAXY	5	306
	135 MODERATE CYSTOURETHROSCOPY	11	380
	136 SIMPLE CYSTOURETHROSCOPY	4	105

AMB ST 1-4

UTAH HOSPITAL AND FREESTANDING AMBULATORY SURGERY CENTER (FASC) UTILIZATION AND CHARGE PROFILE OF OUTPATIENT SURGERY, 2002
 PROCEDURE APG CATEGORY, PROCEDURE APG

409 St. Mark's Outpatient Surgical Center

procedure APG category	procedure APG	TOTAL #	TOTAL # (ALL FASCs)
08	MALE GENITAL SYSTEM	26	529
	151 TESTICULAR AND EPIDIDYMAL PROCEDURES	18	343
	154 SIMPLE PENILE PROCEDURES	8	147
09	FEMALE GENITAL SYSTEM	266	1,720
	176 COMPLEX FEMALE REPRODUCTIVE PROCEDURES	16	132
	177 SIMPLE FEMALE REPRODUCTIVE PROCEDURES	90	465
	178 DILATION AND CURETTAGE	58	216
	179 HYSTEROSCOPY	80	741
	180 COLPOSCOPY	22	61
10	NERVOUS SYSTEM	418	9,932
	195 NERVOUS SYSTEM INJECTIONS, STIMULATIONS OR CRANIAL TAP	1	7,518
	198 NERVE REPAIR AND DESTRUCTION	417	2,250
11	EYE AND OCULAR ADNEXA	685	16,937
	214 CATARACT PROCEDURES	483	10,463
	215 COMPLEX ANTERIOR SEGMENT EYE PROCEDURES	13	953
	216 MODERATE ANTERIOR SEGMENT EYE PROCEDURES	32	669
	217 SIMPLE ANTERIOR SEGMENT EYE PROCEDURES	6	294
	220 STRABISMUS AND MUSCLE EYE PROCEDURES	10	493
	221 COMPLEX REPAIR AND PLASTIC PROCEDURES OF EYE	122	1,529
	222 SIMPLE REPAIR AND PLASTIC PROCEDURES OF EYE	19	300
12	FACIAL, EAR, NOSE, MOUTH AND THROAT	1,399	15,405
	233 NASAL CAUTERIZATION AND PACKING	5	72
	234 COMPLEX FACIAL AND ENT PROCEDURES	311	2,878
	235 SIMPLE FACIAL AND ENT PROCEDURES	767	8,573
	236 TONSIL AND ADENOID PROCEDURES	316	3,882

AMB ST 1-5

UTAH HOSPITAL AND FREESTANDING AMBULATORY SURGERY CENTER (FASC) UTILIZATION AND CHARGE PROFILE OF OUTPATIENT SURGERY, 2002
 PROCEDURE APG CATEGORY, PROCEDURE APG, SINGLE APG ONLY

409 St. Mark's Outpatient Surgical Center

Procedure APG category	Procedure APG	TOTAL #	AVE TOT CHR	AVE TOT CHR(ALL FASCs)
01	INTEGUMENTARY SYSTEM	124	\$874	\$1,167
	003 COMPLEX INCISION AND DRAINAGE	3	\$916	\$957
	007 COMPLEX EXCISION, BIOPSY AND DEBRIDEMENT	63	\$921	\$1,167
	008 SIMPLE EXCISION AND BIOPSY	57	\$821	\$1,096
	009 COMPLEX SKIN REPAIRS INCL INTEGUMENT GRAFTS, TRANSFER & REARRAN	1	\$788	\$1,557
02	MUSCULOSKELETAL SYSTEM	641	\$1,094	\$1,770
	021 COMPLEX MUSCULOSKELETAL PROCEDURES EXCLUDING HAND AND FOOT	43	\$1,220	\$1,995
	022 SIMPLE MUSCULOSKELETAL PROCEDURES EXCLUDING HAND AND FOOT	40	\$973	\$1,331
	023 COMPLEX HAND AND FOOT MUSCULOSKELETAL PROCEDURES	22	\$1,132	\$1,805
	024 SIMPLE HAND AND FOOT MUSCULOSKELETAL PROCEDURES	271	\$887	\$1,276
	025 ARTHROSCOPY	187	\$1,414	\$2,340
	028 CLOSED TREATMENT FX & DISLOCATION OF FINGER, TOE & TRUNK	1	\$1,050	\$1,488
	029 CLOSED TREATMENT FX & DISLOCATION EXC FINGER, TOE & TRUNK	4	\$818	\$1,354
	030 OPEN OR PERCUTANEOUS TREATMENT OF FRACTURES	25	\$1,159	\$1,720
	031 BONE OR JOINT MANIPULATION UNDER ANESTHESIA	22	\$663	\$880
	032 BUNION PROCEDURES	22	\$1,293	\$1,532
	033 ARTHROPLASTY	3	\$1,098	\$1,989
	034 HAND AND FOOT TENOTOMY	1	\$788	\$1,123
03	RESPIRATORY SYSTEM	18	\$949	\$1,284
	053 COMPLEX ENDOSCOPY OF THE UPPER AIRWAY	16	\$962	\$1,351
	054 SIMPLE ENDOSCOPY OF THE UPPER AIRWAY	2	\$844	\$1,341
04	CARDIOVASCULAR SYSTEM	12	\$1,037	\$1,526
	079 REMOVAL AND REVISION OF PACEMAKER AND VASCULAR DEVICE	5	\$813	\$1,369
	080 MINOR VASCULAR REPAIR AND FISTULA CONSTRUCTION	1	\$945	\$1,531
	082 VASCULAR LIGATION	6	\$1,240	\$1,638
05	HEMATOLOGIC, LYMPHATIC, AND ENDOCRINE	39	\$932	\$1,099
	095 DEEP LYMPH STRUCTURE AND THYROID PROCEDURES	39	\$932	\$1,099
06	DIGESTIVE SYSTEM	502	\$967	\$895
	119 HERNIA AND HYDROCELE PROCEDURES	178	\$1,016	\$1,342
	120 COMPLEX ANAL AND RECTAL PROCEDURES	176	\$862	\$933
	121 SIMPLE ANAL AND RECTAL PROCEDURES	3	\$763	\$708
	123 COMPLEX LAPAROSCOPIC PROCEDURES	145	\$1,040	\$2,238
07	URINARY SYSTEM	18	\$879	\$1,406
	134 COMPLEX CYSTOURETHROSCOPY AND LITHOLAPAXY	5	\$859	\$1,432
	135 MODERATE CYSTOURETHROSCOPY	10	\$889	\$1,174
	136 SIMPLE CYSTOURETHROSCOPY	3	\$879	\$856
08	MALE GENITAL SYSTEM	15	\$932	\$1,616
	151 TESTICULAR AND EPIDIDYMAL PROCEDURES	8	\$983	\$1,776
	154 SIMPLE PENILE PROCEDURES	7	\$875	\$1,096
09	FEMALE GENITAL SYSTEM	170	\$894	\$1,256
	176 COMPLEX FEMALE REPRODUCTIVE PROCEDURES	10	\$942	\$1,508
	177 SIMPLE FEMALE REPRODUCTIVE PROCEDURES	53	\$883	\$1,070
	178 DILATION AND CURETTAGE	45	\$754	\$975
	179 HYSTEROSCOPY	61	\$999	\$1,545
	180 COLPOSCOPY	1	\$900	\$1,090
10	NERVOUS SYSTEM	204	\$833	\$707

AMB ST 1-5

UTAH HOSPITAL AND FREESTANDING AMBULATORY SURGERY CENTER (FASC) UTILIZATION AND CHARGE PROFILE OF OUTPATIENT SURGERY, 2002
 PROCEDURE APG CATEGORY, PROCEDURE APG, SINGLE APG ONLY

409 St. Mark's Outpatient Surgical Center

procedure APG category	Procedure APG	TOTAL #	AVE TOT CHRG	AVE TOT CHRG(ALL FASCs)
	198 NERVE REPAIR AND DESTRUCTION	204	\$833	\$1,209
11	EYE AND OCULAR ADNEXA	506	\$1,507	\$2,036
	214 CATARACT PROCEDURES	469	\$1,555	\$2,211
	215 COMPLEX ANTERIOR SEGMENT EYE PROCEDURES	5	\$618	\$2,230
	216 MODERATE ANTERIOR SEGMENT EYE PROCEDURES	14	\$916	\$1,906
	217 SIMPLE ANTERIOR SEGMENT EYE PROCEDURES	5	\$759	\$1,679
	220 STRABISMUS AND MUSCLE EYE PROCEDURES	3	\$1,033	\$2,523
	221 COMPLEX REPAIR AND PLASTIC PROCEDURES OF EYE	8	\$1,065	\$1,626
	222 SIMPLE REPAIR AND PLASTIC PROCEDURES OF EYE	2	\$945	\$922
12	FACIAL, EAR, NOSE, MOUTH AND THROAT	303	\$931	\$1,218
	233 NASAL CAUTERIZATION AND PACKING	1	\$788	\$1,287
	234 COMPLEX FACIAL AND ENT PROCEDURES	34	\$1,346	\$1,586
	235 SIMPLE FACIAL AND ENT PROCEDURES	48	\$826	\$1,253
	236 TONSIL AND ADENOID PROCEDURES	220	\$891	\$1,105

AMB ST 1-6

UTAH HOSPITAL AND FREESTANDING AMBULATORY SURGERY CENTER (FASC) UTILIZATION AND CHARGE PROFILE OF OUTPATIENT SURGERY, 2002
 NUMBER OF SELECTED AMBULATORY SURGERY PATIENT VISITS BY PATIENT PROFILE

409 St. Mark's Outpatient Surgical Center

Patient Profile	Patient Visits		Patient Visits-All FASCs	
	(#)	(%)	(#)	(%)
GENDER				
Female	2,656	58.2	42,484	55.7
Male	1,906	41.8	33,648	44.1
Unknown	1	0.0	37	0.0
Not Reported	0	0.0	113	0.1
AGE				
1-28 days	0	0.0	6	0.0
29-365 days	36	0.8	622	0.8
1-4 years	154	3.4	4,267	5.6
5-9	108	2.4	2,080	2.7
10-14	116	2.5	1,307	1.7
15-17	103	2.3	1,479	1.9
18-19	91	2.0	1,235	1.6
20-24	295	6.5	3,822	5.0
25-29	315	6.9	3,391	4.4
30-34	347	7.6	3,502	4.6
35-39	325	7.1	3,888	5.1
40-44	381	8.3	4,700	6.2
45-49	418	9.2	5,313	7.0
50-54	426	9.3	6,201	8.1
55-59	326	7.1	5,578	7.3
60-64	246	5.4	5,200	6.8
65-69	245	5.4	5,944	7.8
70-74	243	5.3	6,087	8.0
75-79	206	4.5	5,830	7.6
80-84	125	2.7	3,838	5.0
85-89	46	1.0	1,529	2.0
90 +	11	0.2	442	0.6
Not Reported	0	0.0	27	0.0
SOURCE OF ADMISSION				
Physician Referral	4,563	100.0	40,797	53.5
Clinic Referral	0	0.0	908	1.2
HMO Referral	0	0.0	7	0.0
Other Hospital	0	0.0	0	0.0
Skilled Nursing Facility	0	0.0	0	0.0
Other Health Care Facility	0	0.0	0	0.0
Emergency Room	0	0.0	0	0.0
Court/Law Enforcement	0	0.0	0	0.0
Unknown	0	0.0	10,364	13.6
Not Reported	0	0.0	24,206	31.7

(Continued)

AMB ST 1-6

UTAH HOSPITAL AND FREESTANDING AMBULATORY SURGERY CENTER (FASC) UTILIZATION AND CHARGE PROFILE OF OUTPATIENT SURGERY, 2002
 NUMBER OF SELECTED AMBULATORY SURGERY PATIENT VISITS BY PATIENT PROFILE

409 St. Mark's Outpatient Surgical Center

Patient Profile	Patient Visits		Patient Visits-All FASCs	
	(#)	(%)	(#)	(%)
DISCHARGE STATUS				
Home or Self Care	0	0.0	47,095	61.7
Another Hospital	0	0.0	48	0.1
Skilled Nursing Facility	0	0.0	1	0.0
Intermediate Care Facility	0	0.0	1	0.0
Another Type of Institution	0	0.0	0	0.0
Under Care of Home Service	0	0.0	0	0.0
Left Against Medical Advice	0	0.0	0	0.0
Under Care of Home IV Provider	0	0.0	0	0.0
Expired	0	0.0	0	0.0
Unknown	4,563	100.0	29,137	38.2
Not Reported	0	0.0	0	0.0
PRIMARY PAYER				
Medicare	840	18.4	22,504	29.5
Medicaid	183	4.0	3,997	5.2
Other government	18	0.4	1,076	1.4
Blue Cross/Blue Shield	1,089	23.9	13,587	17.8
Other Commercial	478	10.5	7,977	10.5
Managed Care(HMO, PPO)	1,770	38.8	23,119	30.3
Self Pay	0	0.0	1,608	2.1
Industrial & Worker Comp	126	2.8	1,739	2.3
Charity and Unclassified	0	0.0	30	0.0
Childrens Health Insurance	0	0.0	278	0.4
Unknown	0	0.0	65	0.1
Not Reported	59	1.3	302	0.4
LOCAL HEALTH DISTRICT OF PATIENT RESIDENCE				
Bear River	11	0.2	4,087	5.4
Central Utah	14	0.3	1,200	1.6
Davis County	113	2.5	9,018	11.8
Salt Lake County	3,960	86.8	27,192	35.6
Southeastern Utah	17	0.4	840	1.1
Southwest Utah	9	0.2	3,904	5.1
Summit County	59	1.3	1,267	1.7
Tooele County	164	3.6	1,117	1.5
Tri-County	18	0.4	402	0.5
Utah County	68	1.5	9,498	12.5
Wasatch County	18	0.4	443	0.6
Weber County	16	0.4	13,127	17.2
Unknown Utah	1	0.0	67	0.1
Outside Utah	84	1.8	3,913	5.1
Unknown, Not Reported	11	0.2	207	0.3

SOURCE: Utah Ambulatory Surgery Database,
 Utah Health Data Committee/Office of Health Care Statistics.

AMB ST 1-1

UTAH HOSPITAL AND FREESTANDING AMBULATORY SURGERY CENTER (FASC) UTILIZATION AND CHARGE PROFILE OF OUTPATIENT SURGERY, 2002
 NUMBER OF CPT-4 AND ICD-9 PROCEDURES BY SELECTED AMBULATORY SURGERY REPORTING CATEGORY

410 SurgiCare Center of Utah

Reporting Category (ICD-9-CM CODES)	Procedures Performed		Procedures Performed-All FASCs	
	(#)	(%)	(#)	(%)
Reporting Category (ICD-9-CM CODES)	.	.	43,262	100.0
Mastectomy (85.0-85.99)	.	.	1,139	2.6
Musculoskeletal (76.0-84.99)	.	.	5,726	13.2
Respiratory (30.0-34.99)	.	.	141	0.3
Cardiovascular (35.0-39.99)	.	.	345	0.8
Lymphatic/Hemetic (40.0-41.99)	.	.	83	0.2
Digestive System (42.0-54.99)	.	.	5,568	12.9
Urinary (55.0-59.99)	.	.	225	0.5
Male Genital (60.0-64.99)	.	.	124	0.3
Female Genital (65.0-71.99)	.	.	1,231	2.8
Endocrine/Nervous (01.0-07.99)	.	.	2,392	5.5
Eye (08.0-16.99)	.	.	13,466	31.1
Ear (18.0-20.99)	.	.	2,664	6.2
Nose, Mouth, Pharynx (21.0-29.99)	.	.	7,201	16.6
Other*	.	.	2,957	6.8
Reporting Category (CPT-4 CODES)	1,796	100.0	120,225	100.0
Mastectomy (19120-19220)	0	0.0	354	0.3
Musculoskeletal (20000-29909)	10	0.6	19,586	16.3
Respiratory (30000-32999)	9	0.5	7,772	6.5
Cardiovascular (33010-37799 & 93501-93660)	2	0.1	993	0.8
Lymphatic/Hemetic (38100-38999)	0	0.0	158	0.1
Diaphragm (39501-39599)	0	0.0	0	0.0
Digestive System (40490-49999)	0	0.0	37,220	31.0
Urinary (50010-53899)	0	0.0	1,590	1.3
Male Genital (54000-55899)	0	0.0	592	0.5
Female Genital (56405-58999)	0	0.0	3,271	2.7
Endocrine/Nervous (60000-64999)	0	0.0	10,396	8.6
Eye (65091-68899)	1,621	90.3	16,971	14.1
Ear (69000-69979)	0	0.0	4,327	3.6
Other*	154	8.6	16,995	14.1

SOURCE: Utah Ambulatory Surgery Database

Utah Health Data Committee/Office of Health Care Statistics.

* Procedure falls outside reporting categories.

AMB ST 1-2
 UTAH HOSPITAL AND FREESTANDING AMBULATORY SURGERY CENTER (FASC) UTILIZATION AND CHARGE PROFILE OF OUTPATIENT SURGERY, 2002
 MOST COMMONLY PERFORMED CPT-4 AND ICD-9 PROCEDURES

410 SurgiCare Center of Utah

ICD-9 CODE	ICD-9 DESCRIPTION	#	%	% ALL FASCs
------------	-------------------	---	---	-------------

All ICD-9 Procedures

Does not report ICDs

CPT-4 CODE	CPT-4 DESCRIPTION	#	%	% ALL FASCs
All CPT-4 Procedures		1,796	100.0	100.0
66984	EXTRACAPSULAR CATARACT REMV IOL	1,069	59.5	8.48
66821	DISCISSION 2ND CATARACT; LASER S	135	7.5	1.12
99070	SPL/MATL PROV-PHYS NOT USUL W/VI	119	6.6	3.15
67904	REPR BLEPHAROPTOSIS; RESECT-EXT	62	3.5	0.40
67917	REPAIR ECTROPION; BLPHPLSTY EXT	27	1.5	0.17
66170	FISTULIZ SCLER; TRABECULECT AB E	18	1.0	0.14
67038	VITRECTOMY MECH; W/MEMBRANE STRI	18	1.0	0.14
65426	EXC/TRANSPOSITION PTERYGIUM; W/G	17	0.9	0.15
67840	EXC LES LID NO CLOS/W SMPL DIR C	16	0.9	0.03
67924	REPAIR ENTROPION; BLPHPLSTY EXT	15	0.8	0.07
14040	ADJ TRANS CHIN AX&/FT;10 SQ CM/L	13	0.7	0.06
67108	REPR RETINAL DETACH; W/VITRECTOM	13	0.7	0.10
67210	DESTRCT LES RETINA; PHOTOCOAGULA	13	0.7	0.01
68720	DACRYOCYSTORHINOSTOMY	13	0.7	0.11
68815	PROBE NASOLAC DUCT; W/INSERT TUB	13	0.7	0.12
68320	CONJUNCTIVOPLASTY; W/CONJUNC GFT	12	0.7	0.05
31200	ETHMOIDECTOMY; INTRANASAL ANTERI	9	0.5	0.04
67228	DESTRCT RETINOPATHY; PHOTOCOAGUL	9	0.5	0.02
65760	KERATOMILEUSIS	8	0.4	0.43
67040	VITRECTOMY MECH; W/PANRETINAL PH	8	0.4	0.04

SOURCE: Utah Ambulatory Surgery Database
 Utah Health Data Committee/Office of Health Care Statistics

AMB ST 1-3

UTAH HOSPITAL AND FREESTANDING AMBULATORY SURGERY CENTER (FASC) UTILIZATION AND CHARGE PROFILE OF OUTPATIENT SURGERY, 2002
 AVERAGE TOTAL CHARGES FOR MOST COMMONLY PERFORMED CPT-4 AND ICD-9 PROCEDURES, SINGLE ICD-9 OR CPT-4 ONLY

410 SurgiCare Center of Utah

ICD-9 CODE	ICD-9 DESCRIPTION	#	AVE TOT CHR	AVE TOT CHR(ALL FASCs)
------------	-------------------	---	-------------	-------------------------

ICD-9 Procedures

Does not report ICDS

CPT-4 CODE	CPT-4 DESCRIPTION	#	AVE TOT CHR	AVE TOT CHR(ALL FASCs)
CPT-4 Procedures		1,276	\$1,399	\$1,364
66984	EXTRACAPSULAR CATARACT REMV IOL	935	\$1,600	\$2,205
66821	DISCISSION 2ND CATARACT; LASER S	127	\$750	\$601
67904	REPR BLEPHAROPTOSIS; RESECT-EXT	20	\$1,050	\$1,533
65426	EXC/TRANSPOSITION PTERYGIUM; W/G	17	\$1,200	\$1,770
67840	EXC LES LID NO CLOS/W SMPL DIR C	14	\$575	\$741
67108	REPR RETINAL DETACH; W/VITRECTOM	13	\$1,650	\$4,128
67210	DESTRCT LES RETINA; PHOTOCOAGULA	13	\$250	\$302
67038	VITRECTOMY MECH; W/MEMBRANE STRI	11	\$1,200	\$2,957
67917	REPAIR ECTROPION; BLPHPLSTY EXT	11	\$1,050	\$1,209
67228	DESTRCT RETINOPATHY; PHOTOCOAGUL	9	\$250	\$1,083
66170	FISTULIZ SCLER; TRABECULECT AB E	8	\$1,050	\$2,649
67924	REPAIR ENTROPION; BLPHPLSTY EXT	8	\$1,050	\$1,588
67141	PROPHYLAXIS RETINAL DETACH; CRYO	5	\$750	\$750
67800	EXCISION OF CHALAZION; SINGLE	5	\$575	\$672
68440	SNIP INCISION OF LACRIMAL PUNCTU	5	\$250	\$335
65760	KERATOMILEUSIS	3	\$667	\$1,551
66985	INSERT IOL PROSTH SECONDARY IMPL	3	\$1,375	\$2,307
66986	EXCHANGE OF INTRAOCULAR LENS	3	\$1,375	\$2,366
67036	VITRECTOMY MECH PARS PLANA APPRC	3	\$1,050	\$2,779
68320	CONJUNCTIVOPLASTY; W/CONJUNC GFT	3	\$1,050	\$2,674

SOURCE: Utah Ambulatory Surgery Database
 Utah Health Data Committee/Office of Health Care Statistics

AMB ST 1-4

UTAH HOSPITAL AND FREESTANDING AMBULATORY SURGERY CENTER (FASC) UTILIZATION AND CHARGE PROFILE OF OUTPATIENT SURGERY, 2002
 PROCEDURE APG CATEGORY, PROCEDURE APG

410 SurgiCare Center of Utah

Procedure APG category	Procedure APG	TOTAL #	TOTAL # (ALL FASCs)
01	INTEGUMENTARY SYSTEM	37	3,253
	008 SIMPLE EXCISION AND BIOPSY	6	639
	009 COMPLEX SKIN REPAIRS INCL INTEGUMENT GRAFTS, TRANSFER & REARRANGE	31	778
11	EYE AND OCULAR ADNEXA	1,619	16,937
	213 LASER EYE PROCEDURES	165	1,439
	214 CATARACT PROCEDURES	1,080	10,463
	215 COMPLEX ANTERIOR SEGMENT EYE PROCEDURES	18	953
	216 MODERATE ANTERIOR SEGMENT EYE PROCEDURES	55	669
	217 SIMPLE ANTERIOR SEGMENT EYE PROCEDURES	8	294
	218 COMPLEX POSTERIOR SEGMENT EYE PROCEDURES	18	161
	219 SIMPLE POSTERIOR SEGMENT EYE PROCEDURES	11	79
	220 STRABISMUS AND MUSCLE EYE PROCEDURES	7	493
	221 COMPLEX REPAIR AND PLASTIC PROCEDURES OF EYE	170	1,529
	222 SIMPLE REPAIR AND PLASTIC PROCEDURES OF EYE	44	300
	223 VITRECTOMY	43	347
12	FACIAL, EAR, NOSE, MOUTH AND THROAT	19	15,405
	234 COMPLEX FACIAL AND ENT PROCEDURES	19	2,878

AMB ST 1-5

UTAH HOSPITAL AND FREESTANDING AMBULATORY SURGERY CENTER (FASC) UTILIZATION AND CHARGE PROFILE OF OUTPATIENT SURGERY, 2002
 PROCEDURE APG CATEGORY, PROCEDURE APG, SINGLE APG ONLY

410 SurgiCare Center of Utah

Procedure APG category	Procedure APG	TOTAL #	AVE TOT CHRGR	AVE TOT CHRGR(ALL FASCs)
01	INTEGUMENTARY SYSTEM	4	\$800	\$1,167
	008 SIMPLE EXCISION AND BIOPSY	4	\$800	\$1,096
11	EYE AND OCULAR ADNEXA	1,271	\$1,401	\$2,036
	213 LASER EYE PROCEDURES	156	\$657	\$603
	214 CATARACT PROCEDURES	943	\$1,597	\$2,211
	215 COMPLEX ANTERIOR SEGMENT EYE PROCEDURES	9	\$1,156	\$2,230
	216 MODERATE ANTERIOR SEGMENT EYE PROCEDURES	29	\$1,100	\$1,906
	217 SIMPLE ANTERIOR SEGMENT EYE PROCEDURES	8	\$691	\$1,679
	218 COMPLEX POSTERIOR SEGMENT EYE PROCEDURES	16	\$1,585	\$3,879
	219 SIMPLE POSTERIOR SEGMENT EYE PROCEDURES	8	\$638	\$1,137
	220 STRABISMUS AND MUSCLE EYE PROCEDURES	1	\$750	\$2,523
	221 COMPLEX REPAIR AND PLASTIC PROCEDURES OF EYE	50	\$1,022	\$1,626
	222 SIMPLE REPAIR AND PLASTIC PROCEDURES OF EYE	31	\$552	\$922
	223 VITRECTOMY	20	\$1,215	\$3,011
12	FACIAL, EAR, NOSE, MOUTH AND THROAT	1	\$1,200	\$1,218
	234 COMPLEX FACIAL AND ENT PROCEDURES	1	\$1,200	\$1,586

AMB ST 1-6

UTAH HOSPITAL AND FREESTANDING AMBULATORY SURGERY CENTER (FASC) UTILIZATION AND CHARGE PROFILE OF OUTPATIENT SURGERY, 2002
 NUMBER OF SELECTED AMBULATORY SURGERY PATIENT VISITS BY PATIENT PROFILE

410 SurgiCare Center of Utah

Patient Profile	Patient Visits		Patient Visits-All FASCs	
	(#)	(%)	(#)	(%)
GENDER				
Female	932	61.7	42,484	55.7
Male	578	38.3	33,648	44.1
Unknown	0	0.0	37	0.0
Not Reported	0	0.0	113	0.1
AGE				
1-28 days	0	0.0	6	0.0
29-365 days	0	0.0	622	0.8
1-4 years	0	0.0	4,267	5.6
5-9	0	0.0	2,080	2.7
10-14	0	0.0	1,307	1.7
15-17	0	0.0	1,479	1.9
18-19	0	0.0	1,235	1.6
20-24	6	0.4	3,822	5.0
25-29	10	0.7	3,391	4.4
30-34	9	0.6	3,502	4.6
35-39	13	0.9	3,888	5.1
40-44	16	1.1	4,700	6.2
45-49	30	2.0	5,313	7.0
50-54	50	3.3	6,201	8.1
55-59	61	4.0	5,578	7.3
60-64	81	5.4	5,200	6.8
65-69	192	12.7	5,944	7.8
70-74	287	19.0	6,087	8.0
75-79	364	24.1	5,830	7.6
80-84	278	18.4	3,838	5.0
85-89	84	5.6	1,529	2.0
90 +	29	1.9	442	0.6
Not Reported	0	0.0	27	0.0
SOURCE OF ADMISSION				
Physician Referral	0	0.0	40,797	53.5
Clinic Referral	0	0.0	908	1.2
HMO Referral	0	0.0	7	0.0
Other Hospital	0	0.0	0	0.0
Skilled Nursing Facility	0	0.0	0	0.0
Other Health Care Facility	0	0.0	0	0.0
Emergency Room	0	0.0	0	0.0
Court/Law Enforcement	0	0.0	0	0.0
Unknown	1,510	100.0	10,364	13.6
Not Reported	0	0.0	24,206	31.7

(Continued)

AMB ST 1-6

UTAH HOSPITAL AND FREESTANDING AMBULATORY SURGERY CENTER (FASC) UTILIZATION AND CHARGE PROFILE OF OUTPATIENT SURGERY, 2002
 NUMBER OF SELECTED AMBULATORY SURGERY PATIENT VISITS BY PATIENT PROFILE

410 SurgiCare Center of Utah

Patient Profile	Patient Visits		Patient Visits-All FASCs	
	(#)	(%)	(#)	(%)
DISCHARGE STATUS				
Home or Self Care	1,510	100.0	47,095	61.7
Another Hospital	0	0.0	48	0.1
Skilled Nursing Facility	0	0.0	1	0.0
Intermediate Care Facility	0	0.0	1	0.0
Another Type of Institution	0	0.0	0	0.0
Under Care of Home Service	0	0.0	0	0.0
Left Against Medical Advice	0	0.0	0	0.0
Under Care of Home IV Provider	0	0.0	0	0.0
Expired	0	0.0	0	0.0
Unknown	0	0.0	29,137	38.2
Not Reported	0	0.0	0	0.0
PRIMARY PAYER				
Medicare	578	38.3	22,504	29.5
Medicaid	57	3.8	3,997	5.2
Other government	36	2.4	1,076	1.4
Blue Cross/Blue Shield	337	22.3	13,587	17.8
Other Commercial	283	18.7	7,977	10.5
Managed Care(HMO, PPO)	217	14.4	23,119	30.3
Self Pay	0	0.0	1,608	2.1
Industrial & Worker Comp	2	0.1	1,739	2.3
Charity and Unclassified	0	0.0	30	0.0
Childrens Health Insurance	0	0.0	278	0.4
Unknown	0	0.0	65	0.1
Not Reported	0	0.0	302	0.4
LOCAL HEALTH DISTRICT OF PATIENT RESIDENCE				
Bear River	6	0.4	4,087	5.4
Central Utah	14	0.9	1,200	1.6
Davis County	80	5.3	9,018	11.8
Salt Lake County	804	53.2	27,192	35.6
Southeastern Utah	24	1.6	840	1.1
Southwest Utah	10	0.7	3,904	5.1
Summit County	17	1.1	1,267	1.7
Tooele County	108	7.2	1,117	1.5
Tri-County	15	1.0	402	0.5
Utah County	27	1.8	9,498	12.5
Wasatch County	1	0.1	443	0.6
Weber County	22	1.5	13,127	17.2
Unknown Utah	0	0.0	67	0.1
Outside Utah	382	25.3	3,913	5.1
Unknown, Not Reported	0	0.0	207	0.3

SOURCE: Utah Ambulatory Surgery Database,
 Utah Health Data Committee/Office of Health Care Statistics.

AMB ST 1-1

UTAH HOSPITAL AND FREESTANDING AMBULATORY SURGERY CENTER (FASC) UTILIZATION AND CHARGE PROFILE OF OUTPATIENT SURGERY, 2002
 NUMBER OF CPT-4 AND ICD-9 PROCEDURES BY SELECTED AMBULATORY SURGERY REPORTING CATEGORY

411 Wasatch Endoscopy Center

		Procedures Performed		Procedures Performed-All FASCs	
		(#)	(%)	(#)	(%)
Reporting Category(ICD-9-CM CODES)		.	.	43,262	100.0
Mastectomy	(85.0-85.99)	.	.	1,139	2.6
Musculoskeletal	(76.0-84.99)	.	.	5,726	13.2
Respiratory	(30.0-34.99)	.	.	141	0.3
Cardiovascular	(35.0-39.99)	.	.	345	0.8
Lymphatic/Hemetic	(40.0-41.99)	.	.	83	0.2
Digestive System	(42.0-54.99)	.	.	5,568	12.9
Urinary	(55.0-59.99)	.	.	225	0.5
Male Genital	(60.0-64.99)	.	.	124	0.3
Female Genital	(65.0-71.99)	.	.	1,231	2.8
Endocrine/Nervous	(01.0-07.99)	.	.	2,392	5.5
Eye	(08.0-16.99)	.	.	13,466	31.1
Ear	(18.0-20.99)	.	.	2,664	6.2
Nose, Mouth, Pharynx	(21.0-29.99)	.	.	7,201	16.6
Other*		.	.	2,957	6.8
Reporting Category(CPT-4 CODES)		6,088	100.0	120,225	100.0
Mastectomy	(19120-19220)	0	0.0	354	0.3
Musculoskeletal	(20000-29909)	0	0.0	19,586	16.3
Respiratory	(30000-32999)	0	0.0	7,772	6.5
Cardiovascular	(33010-37799 & 93501-93660)	0	0.0	993	0.8
Lymphatic/Hemetic	(38100-38999)	0	0.0	158	0.1
Diaphragm	(39501-39599)	0	0.0	0	0.0
Digestive System	(40490-49999)	6,075	99.8	37,220	31.0
Urinary	(50010-53899)	0	0.0	1,590	1.3
Male Genital	(54000-55899)	0	0.0	592	0.5
Female Genital	(56405-58999)	0	0.0	3,271	2.7
Endocrine/Nervous	(60000-64999)	1	0.0	10,396	8.6
Eye	(65091-68899)	0	0.0	16,971	14.1
Ear	(69000-69979)	0	0.0	4,327	3.6
Other*		12	0.2	16,995	14.1

SOURCE: Utah Ambulatory Surgery Database

Utah Health Data Committee/Office of Health Care Statistics.

* Procedure falls outside reporting categories.

AMB ST 1-2
 UTAH HOSPITAL AND FREESTANDING AMBULATORY SURGERY CENTER (FASC) UTILIZATION AND CHARGE PROFILE OF OUTPATIENT SURGERY, 2002
 MOST COMMONLY PERFORMED CPT-4 AND ICD-9 PROCEDURES

411 Wasatch Endoscopy Center

ICD-9 CODE	ICD-9 DESCRIPTION	#	%	% ALL FASCs
------------	-------------------	---	---	-------------

All ICD-9 Procedures

Does not report ICDs

CPT-4 CODE	CPT-4 DESCRIPTION	#	%	% ALL FASCs
All CPT-4 Procedures		6,088	100.0	100.0
45378	COLONOSCOPY FLEX; DX-SEP PROC	2,013	33.1	6.16
45383	COLONOSCOPY FLEX; W/ABLAT LES	1,219	20.0	1.20
43239	UGI ENDO; W/BX 1/MX	1,035	17.0	5.25
45380	COLONOSCOPY FLEX; W/BX 1/MX	637	10.5	2.65
43235	UGI ENDO; DX W/NO CLCT SPECMN-SP	411	6.8	1.58
45385	COLONOSCOPY FLEX; W/REMV LES-SNA	329	5.4	1.94
43248	UGI ENDO; W/INSRT GUIDE WIRE	160	2.6	0.18
43249	UGI ENDO; W/BALLOON DILAT ESOPHA	46	0.8	1.36
43245	UP GI ENDO;W/DILAT GASTR OUTLT O	45	0.7	0.11
45331	SIGMOIDOSCOPY FLXIBLE; W/BX 1/MX	30	0.5	0.08
44361	SM INTEST ENDO NOT ILEUM; W/BX 1	26	0.4	0.02
43258	UGI ENDO; W/ABLAT LES NOT SNARE	18	0.3	0.02
45330	SIGMOIDOSCOPY FLEX; DX-SEP PROC	14	0.2	0.16
43202	ESOPHGSCPY RIGD/FLXIBLE; W/BX 1/	11	0.2	0.01
44799	UNLISTED PROCEDURE INTESTINE	11	0.2	0.01
43247	UGI ENDO; W/REMOVAL FB	9	0.1	0.04
45384	COLONOSOCOPY FLEX; REMV LES-FORCE	8	0.1	0.63
85610	PROTHROMBIN TIME;	8	0.1	0.01
43450	DILAT ESOPH-SOUND/BOUGIE-1/MX PA	7	0.1	1.47
43499	UNLISTED PROCEDURE ESOPHAGUS	7	0.1	0.01

SOURCE: Utah Ambulatory Surgery Database
 Utah Health Data Committee/Office of Health Care Statistics

AMB ST 1-3

UTAH HOSPITAL AND FREESTANDING AMBULATORY SURGERY CENTER (FASC) UTILIZATION AND CHARGE PROFILE OF OUTPATIENT SURGERY, 2002
 AVERAGE TOTAL CHARGES FOR MOST COMMONLY PERFORMED CPT-4 AND ICD-9 PROCEDURES, SINGLE ICD-9 OR CPT-4 ONLY

411 Wasatch Endoscopy Center

ICD-9 CODE	ICD-9 DESCRIPTION	#	AVE TOT CHR	AVE TOT CHR(ALL FASCs)
------------	-------------------	---	-------------	-------------------------

ICD-9 Procedures

Does not report ICDS

CPT-4 CODE	CPT-4 DESCRIPTION	#	AVE TOT CHR	AVE TOT CHR(ALL FASCs)
CPT-4 Procedures		4,569	\$687	\$1,364
45378	COLONOSCOPY FLEX; DX-SEP PROC	1,887	\$676	\$784
45383	COLONOSCOPY FLEX; W/ABLAT LES	899	\$728	\$732
43239	UGI ENDO; W/BX 1/MX	672	\$676	\$754
45380	COLONOSCOPY FLEX; W/BX 1/MX	431	\$728	\$867
43235	UGI ENDO; DX W/NO CLCT SPECMN-SP	315	\$622	\$628
45385	COLONOSCOPY FLEX; W/REMV LES-SNA	173	\$728	\$869
43248	UGI ENDO; W/INSRT GUIDE WIRE	54	\$671	\$733
43245	UP GI ENDO;W/DILAT GASTR OUTLT O	29	\$669	\$740
44361	SM INTEST ENDO NOT ILEUM; W/BX 1	20	\$678	\$694
43249	UGI ENDO; W/BALLOON DILAT ESOPHA	17	\$723	\$768
45331	SIGMOIDOSCOPY FLXIBLE; W/BX 1/MX	17	\$493	\$452
45330	SIGMOIDOSCOPY FLEX; DX-SEP PROC	13	\$432	\$401
43202	ESOPHGSCPY RIGD/FLXIBLE; W/BX 1/	7	\$678	\$676
43258	UGI ENDO; W/ABLAT LES NOT SNARE	7	\$678	\$720
43200	ESOPHAGOSCOPY; DX-SEP PROC	3	\$525	\$531
43220	ESOPHAGOSCOPY; W/BALLOON DILAT	3	\$490	\$826
44389	COLONSCPY THRU STOMA; W/BX 1/MX	3	\$672	\$665
43255	UGI ENDO; W/CONTRL BLEED ANY MET	2	\$683	\$801
43450	DILAT ESOPH-SOUND/BOUGIE-1/MX PA	2	\$420	\$590
44360	SM INTEST ENDO NOT ILEUM; DX-SP	2	\$630	\$914

SOURCE: Utah Ambulatory Surgery Database
 Utah Health Data Committee/Office of Health Care Statistics

AMB ST 1-4

UTAH HOSPITAL AND FREESTANDING AMBULATORY SURGERY CENTER (FASC) UTILIZATION AND CHARGE PROFILE OF OUTPATIENT SURGERY, 2002
 PROCEDURE APG CATEGORY, PROCEDURE APG

411 Wasatch Endoscopy Center

Procedure APG category	Procedure APG	TOTAL #	TOTAL # (ALL FASCs)
06	DIGESTIVE SYSTEM	6,079	32,087
	111 ALIMENTARY TESTS AND SIMPLE TUBE PLACEMENT	3	69
	112 ESOPHAGEAL DILATION WITHOUT ENDOSCOPY	7	1,774
	113 ANOSCOPY WITH BIOPSY AND DIAGNOSTIC PROCTOSIGMOIDOSCOPY	14	209
	114 PROCTOSIGMOIDOSCOPY WITH EXCISION OR BIOPSY	32	126
	115 DIAGNOSTIC UPPER GI ENDOSCOPY OR INTUBATION	1,488	8,270
	116 THERAPEUTIC UPPER GI ENDOSCOPY OR INTUBATION	294	2,348
	117 LOWER GASTROINTESTINAL ENDOSCOPY	4,218	15,324
	121 SIMPLE ANAL AND RECTAL PROCEDURES	1	58
	122 MISCELLANEOUS ABDOMINAL PROCEDURES	22	32
10	NERVOUS SYSTEM	1	9,932
	195 NERVOUS SYSTEM INJECTIONS, STIMULATIONS OR CRANIAL TAP	1	7,518

AMB ST 1-5

UTAH HOSPITAL AND FREESTANDING AMBULATORY SURGERY CENTER (FASC) UTILIZATION AND CHARGE PROFILE OF OUTPATIENT SURGERY, 2002
 PROCEDURE APG CATEGORY, PROCEDURE APG, SINGLE APG ONLY

411 Wasatch Endoscopy Center

Procedure APG category		TOTAL #	AVE TOT CHR	AVE TOT CHR(ALL FASCs)
Procedure APG				
06 DIGESTIVE SYSTEM		4,569	\$687	\$895
112 ESOPHAGEAL DILATION WITHOUT ENDOSCOPY		2	\$420	\$590
113 ANOSCOPY WITH BIOPSY AND DIAGNOSTIC PROCTOSIGMOIDOSCOPY		13	\$432	\$417
114 PROCTOSIGMOIDOSCOPY WITH EXCISION OR BIOPSY		19	\$497	\$480
115 DIAGNOSTIC UPPER GI ENDOSCOPY OR INTUBATION		1,019	\$659	\$716
116 THERAPEUTIC UPPER GI ENDOSCOPY OR INTUBATION		116	\$675	\$761
117 LOWER GASTROINTESTINAL ENDOSCOPY		3,399	\$699	\$811
121 SIMPLE ANAL AND RECTAL PROCEDURES		1	\$500	\$708

AMB ST 1-6

UTAH HOSPITAL AND FREESTANDING AMBULATORY SURGERY CENTER (FASC) UTILIZATION AND CHARGE PROFILE OF OUTPATIENT SURGERY, 2002
 NUMBER OF SELECTED AMBULATORY SURGERY PATIENT VISITS BY PATIENT PROFILE

411 Wasatch Endoscopy Center

Patient Profile	Patient Visits		Patient Visits-All FASCs	
	(#)	(%)	(#)	(%)
GENDER				
Female	2,993	56.6	42,484	55.7
Male	2,285	43.2	33,648	44.1
Unknown	9	0.2	37	0.0
Not Reported	0	0.0	113	0.1
AGE				
1-28 days	0	0.0	6	0.0
29-365 days	2	0.0	622	0.8
1-4 years	21	0.4	4,267	5.6
5-9	28	0.5	2,080	2.7
10-14	65	1.2	1,307	1.7
15-17	58	1.1	1,479	1.9
18-19	31	0.6	1,235	1.6
20-24	110	2.1	3,822	5.0
25-29	141	2.7	3,391	4.4
30-34	146	2.8	3,502	4.6
35-39	194	3.7	3,888	5.1
40-44	305	5.8	4,700	6.2
45-49	389	7.4	5,313	7.0
50-54	801	15.2	6,201	8.1
55-59	678	12.8	5,578	7.3
60-64	580	11.0	5,200	6.8
65-69	562	10.6	5,944	7.8
70-74	465	8.8	6,087	8.0
75-79	388	7.3	5,830	7.6
80-84	219	4.1	3,838	5.0
85-89	87	1.6	1,529	2.0
90 +	16	0.3	442	0.6
Not Reported	1	0.0	27	0.0
SOURCE OF ADMISSION				
Physician Referral	0	0.0	40,797	53.5
Clinic Referral	0	0.0	908	1.2
HMO Referral	0	0.0	7	0.0
Other Hospital	0	0.0	0	0.0
Skilled Nursing Facility	0	0.0	0	0.0
Other Health Care Facility	0	0.0	0	0.0
Emergency Room	0	0.0	0	0.0
Court/Law Enforcement	0	0.0	0	0.0
Unknown	0	0.0	10,364	13.6
Not Reported	5,287	100.0	24,206	31.7

(Continued)

AMB ST 1-6

UTAH HOSPITAL AND FREESTANDING AMBULATORY SURGERY CENTER (FASC) UTILIZATION AND CHARGE PROFILE OF OUTPATIENT SURGERY, 2002
 NUMBER OF SELECTED AMBULATORY SURGERY PATIENT VISITS BY PATIENT PROFILE

411 Wasatch Endoscopy Center

Patient Profile	Patient Visits		Patient Visits-All FASCs	
	(#)	(%)	(#)	(%)
DISCHARGE STATUS				
Home or Self Care	0	0.0	47,095	61.7
Another Hospital	0	0.0	48	0.1
Skilled Nursing Facility	0	0.0	1	0.0
Intermediate Care Facility	0	0.0	1	0.0
Another Type of Institution	0	0.0	0	0.0
Under Care of Home Service	0	0.0	0	0.0
Left Against Medical Advice	0	0.0	0	0.0
Under Care of Home IV Provider	0	0.0	0	0.0
Expired	0	0.0	0	0.0
Unknown	5,287	100.0	29,137	38.2
Not Reported	0	0.0	0	0.0
PRIMARY PAYER				
Medicare	1,658	31.4	22,504	29.5
Medicaid	68	1.3	3,997	5.2
Other government	15	0.3	1,076	1.4
Blue Cross/Blue Shield	1,306	24.7	13,587	17.8
Other Commercial	391	7.4	7,977	10.5
Managed Care(HMO, PPO)	1,818	34.4	23,119	30.3
Self Pay	0	0.0	1,608	2.1
Industrial & Worker Comp	5	0.1	1,739	2.3
Charity and Unclassified	0	0.0	30	0.0
Childrens Health Insurance	0	0.0	278	0.4
Unknown	0	0.0	65	0.1
Not Reported	26	0.5	302	0.4
LOCAL HEALTH DISTRICT OF PATIENT RESIDENCE				
Bear River	20	0.4	4,087	5.4
Central Utah	20	0.4	1,200	1.6
Davis County	135	2.6	9,018	11.8
Salt Lake County	4,621	87.4	27,192	35.6
Southeastern Utah	27	0.5	840	1.1
Southwest Utah	8	0.2	3,904	5.1
Summit County	104	2.0	1,267	1.7
Tooele County	89	1.7	1,117	1.5
Tri-County	26	0.5	402	0.5
Utah County	81	1.5	9,498	12.5
Wasatch County	27	0.5	443	0.6
Weber County	22	0.4	13,127	17.2
Unknown Utah	0	0.0	67	0.1
Outside Utah	107	2.0	3,913	5.1
Unknown, Not Reported	0	0.0	207	0.3

SOURCE: Utah Ambulatory Surgery Database,
 Utah Health Data Committee/Office of Health Care Statistics.

AMB ST 1-1

UTAH HOSPITAL AND FREESTANDING AMBULATORY SURGERY CENTER (FASC) UTILIZATION AND CHARGE PROFILE OF OUTPATIENT SURGERY, 2002
 NUMBER OF CPT-4 AND ICD-9 PROCEDURES BY SELECTED AMBULATORY SURGERY REPORTING CATEGORY

421 Zion Eye Institute

		Procedures Performed		Procedures Performed-All FASCs	
		(#)	(%)	(#)	(%)
Reporting Category(ICD-9-CM CODES)					
Mastectomy	(85.0-85.99)	.	.	43,262	100.0
Musculoskeletal	(76.0-84.99)	.	.	1,139	2.6
Respiratory	(30.0-34.99)	.	.	5,726	13.2
Cardiovascular	(35.0-39.99)	.	.	141	0.3
Lymphatic/Hemetic	(40.0-41.99)	.	.	345	0.8
Digestive System	(42.0-54.99)	.	.	83	0.2
Urinary	(55.0-59.99)	.	.	5,568	12.9
Male Genital	(60.0-64.99)	.	.	225	0.5
Female Genital	(65.0-71.99)	.	.	124	0.3
Endocrine/Nervous	(01.0-07.99)	.	.	1,231	2.8
Eye	(08.0-16.99)	.	.	2,392	5.5
Ear	(18.0-20.99)	.	.	13,466	31.1
Nose, Mouth, Pharynx	(21.0-29.99)	.	.	2,664	6.2
Other*		.	.	7,201	16.6
				2,957	6.8
Reporting Category(CPT-4 CODES)					
Mastectomy	(19120-19220)	1,238	100.0	120,225	100.0
Musculoskeletal	(20000-29909)	0	0.0	354	0.3
Respiratory	(30000-32999)	0	0.0	19,586	16.3
Cardiovascular (33010-37799 & 93501-93660)		9	0.7	7,772	6.5
Lymphatic/Hemetic	(38100-38999)	0	0.0	993	0.8
Diaphragm	(39501-39599)	0	0.0	158	0.1
Digestive System	(40490-49999)	0	0.0	0	0.0
Urinary	(50010-53899)	0	0.0	37,220	31.0
Male Genital	(54000-55899)	0	0.0	1,590	1.3
Female Genital	(56405-58999)	0	0.0	592	0.5
Endocrine/Nervous	(60000-64999)	0	0.0	3,271	2.7
Eye	(65091-68899)	0	0.0	10,396	8.6
Ear	(69000-69979)	1,229	99.3	16,971	14.1
Other*		0	0.0	4,327	3.6
				16,995	14.1

SOURCE: Utah Ambulatory Surgery Database

Utah Health Data Committee/Office of Health Care Statistics.

* Procedure falls outside reporting categories.

AMB ST 1-2
 UTAH HOSPITAL AND FREESTANDING AMBULATORY SURGERY CENTER (FASC) UTILIZATION AND CHARGE PROFILE OF OUTPATIENT SURGERY, 2002
 MOST COMMONLY PERFORMED CPT-4 AND ICD-9 PROCEDURES

421 Zion Eye Institute

ICD-9 CODE	ICD-9 DESCRIPTION	#	%	% ALL FASCs
------------	-------------------	---	---	-------------

All ICD-9 Procedures

Does not report ICDs

CPT-4 CODE	CPT-4 DESCRIPTION	#	%	% ALL FASCs
All CPT-4 Procedures		1,238	100.0	100.0
66984	EXTRACAPSULAR CATARACT REMV IOL	663	53.6	8.48
66821	DISCISSION 2ND CATARACT; LASER S	325	26.3	1.12
67904	REPR BLEPHAROPTOSIS; RESECT-EXT	91	7.4	0.40
67917	REPAIR ECTROPION; BLPHPLSTY EXT	37	3.0	0.17
68815	PROBE NASOLAC DUCT; W/INSERT TUB	14	1.1	0.12
65930	REMOVAL BLOOD CLOT ANT SEGMENT E	11	0.9	0.01
65420	EXC/TRANSPSTN PTERYGIUM; W/O GFT	10	0.8	0.04
31200	ETHMOIDECTOMY; INTRANASAL ANTERI	8	0.6	0.04
67999	UNLISTED PROCEDURE EYELIDS	8	0.6	0.02
68720	DACRYOCYSTORHINOSTOMY	8	0.6	0.11
66985	INSERT IOL PROSTH SECONDARY IMPL	7	0.6	0.08
67924	REPAIR ENTROPION; BLPHPLSTY EXT	7	0.6	0.07
65426	EXC/TRANSPPOSITION PTERYGIUM; W/G	5	0.4	0.15
65730	KERATOPLASTY; PENETRATING	5	0.4	0.14
68320	CONJUNCTIVOPLASTY; W/CONJUNC GFT	4	0.3	0.05
66825	REPSTN IO LENS REQ INCI-SEP PROC	3	0.2	0.02
66986	EXCHANGE OF INTRAOCULAR LENS	3	0.2	0.05
67950	CANTHOPLASTY	3	0.2	0.08
67312	STRABISMUS SURG; 2 HORIZONTAL MU	2	0.2	0.09
67400	ORBITOT W/O BONE FLP; EXPL W/VO	2	0.2	0.01

SOURCE: Utah Ambulatory Surgery Database
 Utah Health Data Committee/Office of Health Care Statistics

AMB ST 1-3

UTAH HOSPITAL AND FREESTANDING AMBULATORY SURGERY CENTER (FASC) UTILIZATION AND CHARGE PROFILE OF OUTPATIENT SURGERY, 2002
 AVERAGE TOTAL CHARGES FOR MOST COMMONLY PERFORMED CPT-4 AND ICD-9 PROCEDURES, SINGLE ICD-9 OR CPT-4 ONLY

421 Zion Eye Institute

ICD-9 CODE	ICD-9 DESCRIPTION	#	AVE TOT CHR	AVE TOT CHR(ALL FASCs)
------------	-------------------	---	-------------	-------------------------

ICD-9 Procedures

Does not report ICDS

CPT-4 CODE	CPT-4 DESCRIPTION	#	AVE TOT CHR	AVE TOT CHR(ALL FASCs)
CPT-4 Procedures		1,238	\$1,085	\$1,364
66984	EXTRACAPSULAR CATARACT REMV IOL	663	\$1,422	\$2,205
66821	DISCISSION 2ND CATARACT; LASER S	325	\$593	\$601
67904	REPR BLEPHAROPTOSIS; RESECT-EXT	91	\$723	\$1,533
67917	REPAIR ECTROPION; BLPHPLSTY EXT	37	\$811	\$1,209
68815	PROBE NASOLAC DUCT; W/INSERT TUB	14	\$800	\$942
65930	REMOVAL BLOOD CLOT ANT SEGMENT E	11	\$1,000	\$1,031
65420	EXC/TRANSPSTN PTERYGIUM; W/O GFT	10	\$780	\$1,072
31200	ETHMOIDECTOMY; INTRANASAL ANTERI	8	\$600	\$600
67999	UNLISTED PROCEDURE EYELIDS	8	\$1,118	\$1,118
68720	DACRYOCYSTORHINOSTOMY	8	\$900	\$1,567
66985	INSERT IOL PROSTH SECONDARY IMPL	7	\$1,000	\$2,307
67924	REPAIR ENTROPION; BLPHPLSTY EXT	7	\$900	\$1,588
65426	EXC/TRANSPOSITION PTERYGIUM; W/G	5	\$1,000	\$1,770
65730	KERATOPLASTY; PENETRATING	5	\$1,500	\$4,792
68320	CONJUNCTIVOPLASTY; W/CONJUNC GFT	4	\$900	\$2,674
66825	REPSTN IO LENS REQ INCI-SEP PROC	3	\$533	\$2,003
66986	EXCHANGE OF INTRAOCULAR LENS	3	\$1,000	\$2,366
67950	CANTHOPLASTY	3	\$800	\$698
67312	STRABISMUS SURG; 2 HORIZONTAL MU	2	\$1,750	\$1,880
67400	ORBITOT W/O BONE FLP; EXPL W/WO	2	\$800	\$1,826

SOURCE: Utah Ambulatory Surgery Database
 Utah Health Data Committee/Office of Health Care Statistics

AMB ST 1-4

UTAH HOSPITAL AND FREESTANDING AMBULATORY SURGERY CENTER (FASC) UTILIZATION AND CHARGE PROFILE OF OUTPATIENT SURGERY, 2002
 PROCEDURE APG CATEGORY, PROCEDURE APG

421 Zion Eye Institute

Procedure APG category	Procedure APG	TOTAL #	TOTAL # (ALL FASCs)
01	INTEGUMENTARY SYSTEM	1	3,253
	008 SIMPLE EXCISION AND BIOPSY	1	639
03	RESPIRATORY SYSTEM	1	3,574
	053 COMPLEX ENDOSCOPY OF THE UPPER AIRWAY	1	3,517
11	EYE AND OCULAR ADNEXA	1,228	16,937
	213 LASER EYE PROCEDURES	326	1,439
	214 CATARACT PROCEDURES	674	10,463
	215 COMPLEX ANTERIOR SEGMENT EYE PROCEDURES	5	953
	216 MODERATE ANTERIOR SEGMENT EYE PROCEDURES	32	669
	217 SIMPLE ANTERIOR SEGMENT EYE PROCEDURES	13	294
	220 STRABISMUS AND MUSCLE EYE PROCEDURES	3	493
	221 COMPLEX REPAIR AND PLASTIC PROCEDURES OF EYE	165	1,529
	222 SIMPLE REPAIR AND PLASTIC PROCEDURES OF EYE	10	300
12	FACIAL, EAR, NOSE, MOUTH AND THROAT	8	15,405
	234 COMPLEX FACIAL AND ENT PROCEDURES	8	2,878

AMB ST 1-5

UTAH HOSPITAL AND FREESTANDING AMBULATORY SURGERY CENTER (FASC) UTILIZATION AND CHARGE PROFILE OF OUTPATIENT SURGERY, 2002
 PROCEDURE APG CATEGORY, PROCEDURE APG, SINGLE APG ONLY

421 Zion Eye Institute

Procedure APG category	Procedure APG	TOTAL #	AVE TOT CHRG	AVE TOT CHRG(ALL FASCs)
01	INTEGUMENTARY SYSTEM	1	\$500	\$1,167
	008 SIMPLE EXCISION AND BIOPSY	1	\$500	\$1,096
03	RESPIRATORY SYSTEM	1	\$1,000	\$1,284
	053 COMPLEX ENDOSCOPY OF THE UPPER AIRWAY	1	\$1,000	\$1,351
11	EYE AND OCULAR ADNEXA	1,228	\$1,088	\$2,036
	213 LASER EYE PROCEDURES	326	\$593	\$603
	214 CATARACT PROCEDURES	674	\$1,416	\$2,211
	215 COMPLEX ANTERIOR SEGMENT EYE PROCEDURES	5	\$1,500	\$2,230
	216 MODERATE ANTERIOR SEGMENT EYE PROCEDURES	32	\$913	\$1,906
	217 SIMPLE ANTERIOR SEGMENT EYE PROCEDURES	13	\$723	\$1,679
	220 STRABISMUS AND MUSCLE EYE PROCEDURES	3	\$1,533	\$2,523
	221 COMPLEX REPAIR AND PLASTIC PROCEDURES OF EYE	165	\$774	\$1,626
	222 SIMPLE REPAIR AND PLASTIC PROCEDURES OF EYE	10	\$1,054	\$922
12	FACIAL, EAR, NOSE, MOUTH AND THROAT	8	\$600	\$1,218
	234 COMPLEX FACIAL AND ENT PROCEDURES	8	\$600	\$1,586

AMB ST 1-6

UTAH HOSPITAL AND FREESTANDING AMBULATORY SURGERY CENTER (FASC) UTILIZATION AND CHARGE PROFILE OF OUTPATIENT SURGERY, 2002
 NUMBER OF SELECTED AMBULATORY SURGERY PATIENT VISITS BY PATIENT PROFILE

421 Zion Eye Institute

Patient Profile	Patient Visits		Patient Visits-All FASCs	
	(#)	(%)	(#)	(%)
GENDER				
Female	728	58.8	42,484	55.7
Male	510	41.2	33,648	44.1
Unknown	0	0.0	37	0.0
Not Reported	0	0.0	113	0.1
AGE				
1-28 days	0	0.0	6	0.0
29-365 days	2	0.2	622	0.8
1-4 years	5	0.4	4,267	5.6
5-9	4	0.3	2,080	2.7
10-14	2	0.2	1,307	1.7
15-17	0	0.0	1,479	1.9
18-19	0	0.0	1,235	1.6
20-24	1	0.1	3,822	5.0
25-29	4	0.3	3,391	4.4
30-34	8	0.6	3,502	4.6
35-39	3	0.2	3,888	5.1
40-44	16	1.3	4,700	6.2
45-49	16	1.3	5,313	7.0
50-54	28	2.3	6,201	8.1
55-59	48	3.9	5,578	7.3
60-64	62	5.0	5,200	6.8
65-69	167	13.5	5,944	7.8
70-74	262	21.2	6,087	8.0
75-79	293	23.7	5,830	7.6
80-84	201	16.2	3,838	5.0
85-89	88	7.1	1,529	2.0
90 +	28	2.3	442	0.6
Not Reported	0	0.0	27	0.0
SOURCE OF ADMISSION				
Physician Referral	336	27.1	40,797	53.5
Clinic Referral	902	72.9	908	1.2
HMO Referral	0	0.0	7	0.0
Other Hospital	0	0.0	0	0.0
Skilled Nursing Facility	0	0.0	0	0.0
Other Health Care Facility	0	0.0	0	0.0
Emergency Room	0	0.0	0	0.0
Court/Law Enforcement	0	0.0	0	0.0
Unknown	0	0.0	10,364	13.6
Not Reported	0	0.0	24,206	31.7

(Continued)

AMB ST 1-6

UTAH HOSPITAL AND FREESTANDING AMBULATORY SURGERY CENTER (FASC) UTILIZATION AND CHARGE PROFILE OF OUTPATIENT SURGERY, 2002
 NUMBER OF SELECTED AMBULATORY SURGERY PATIENT VISITS BY PATIENT PROFILE

421 Zion Eye Institute

Patient Profile	Patient Visits		Patient Visits-All FASCs	
	(#)	(%)	(#)	(%)
DISCHARGE STATUS				
Home or Self Care	1,238	100.0	47,095	61.7
Another Hospital	0	0.0	48	0.1
Skilled Nursing Facility	0	0.0	1	0.0
Intermediate Care Facility	0	0.0	1	0.0
Another Type of Institution	0	0.0	0	0.0
Under Care of Home Service	0	0.0	0	0.0
Left Against Medical Advice	0	0.0	0	0.0
Under Care of Home IV Provider	0	0.0	0	0.0
Expired	0	0.0	0	0.0
Unknown	0	0.0	29,137	38.2
Not Reported	0	0.0	0	0.0
PRIMARY PAYER				
Medicare	1,014	81.9	22,504	29.5
Medicaid	20	1.6	3,997	5.2
Other government	2	0.2	1,076	1.4
Blue Cross/Blue Shield	52	4.2	13,587	17.8
Other Commercial	44	3.6	7,977	10.5
Managed Care(HMO, PPO)	83	6.7	23,119	30.3
Self Pay	9	0.7	1,608	2.1
Industrial & Worker Comp	0	0.0	1,739	2.3
Charity and Unclassified	0	0.0	30	0.0
Childrens Health Insurance	0	0.0	278	0.4
Unknown	0	0.0	65	0.1
Not Reported	14	1.1	302	0.4
LOCAL HEALTH DISTRICT OF PATIENT RESIDENCE				
Bear River	0	0.0	4,087	5.4
Central Utah	10	0.8	1,200	1.6
Davis County	1	0.1	9,018	11.8
Salt Lake County	2	0.2	27,192	35.6
Southeastern Utah	2	0.2	840	1.1
Southwest Utah	1,029	83.1	3,904	5.1
Summit County	0	0.0	1,267	1.7
Tooele County	0	0.0	1,117	1.5
Tri-County	0	0.0	402	0.5
Utah County	4	0.3	9,498	12.5
Wasatch County	0	0.0	443	0.6
Weber County	0	0.0	13,127	17.2
Unknown Utah	2	0.2	67	0.1
Outside Utah	188	15.2	3,913	5.1
Unknown, Not Reported	0	0.0	207	0.3

SOURCE: Utah Ambulatory Surgery Database,
 Utah Health Data Committee/Office of Health Care Statistics.